

FEMA National Watch Center

Daily Operations Briefing

Thursday, January 25, 2024

8:30 a.m. ET



FEMA

National Current Ops / Monitoring

New Significant Incidents / Ongoing Ops

- No new significant incidents / operations

Hazard Monitoring

- Heavy Rain / Flash Flooding – Lower Mississippi Valley to the Mid-Atlantic
- Freezing Rain – Upper Mississippi Valley to the Northeast
- Heavy Snow – Washington

Disaster Declaration Activity

- No new declaration activity

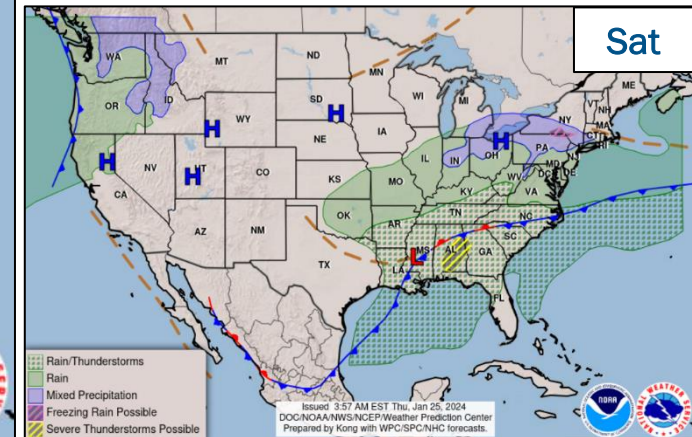
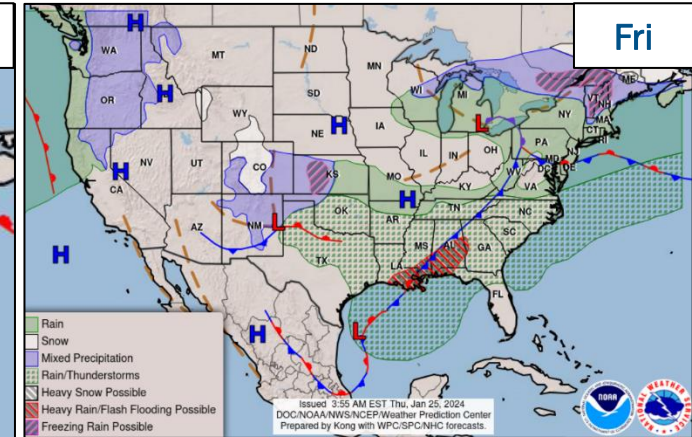
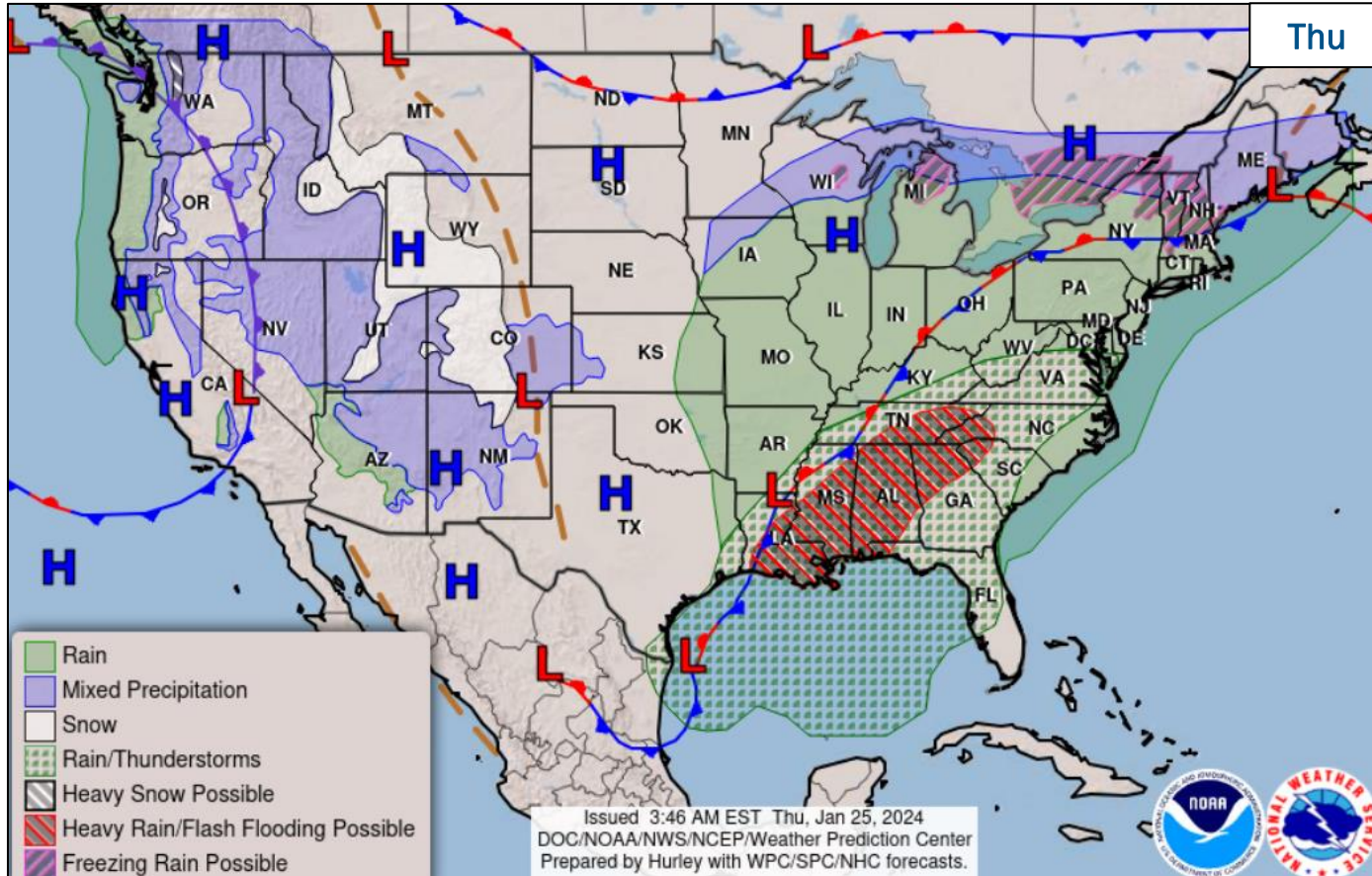
Event Monitoring

- No new significant events



FEMA

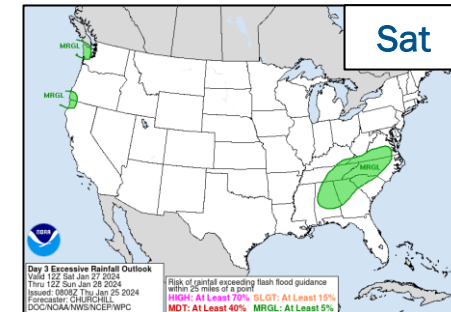
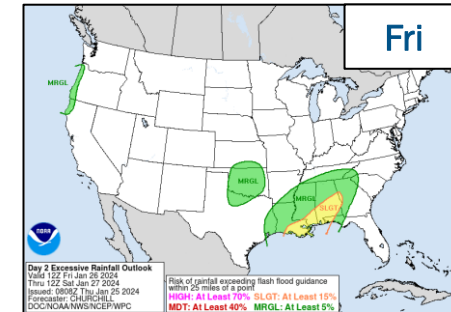
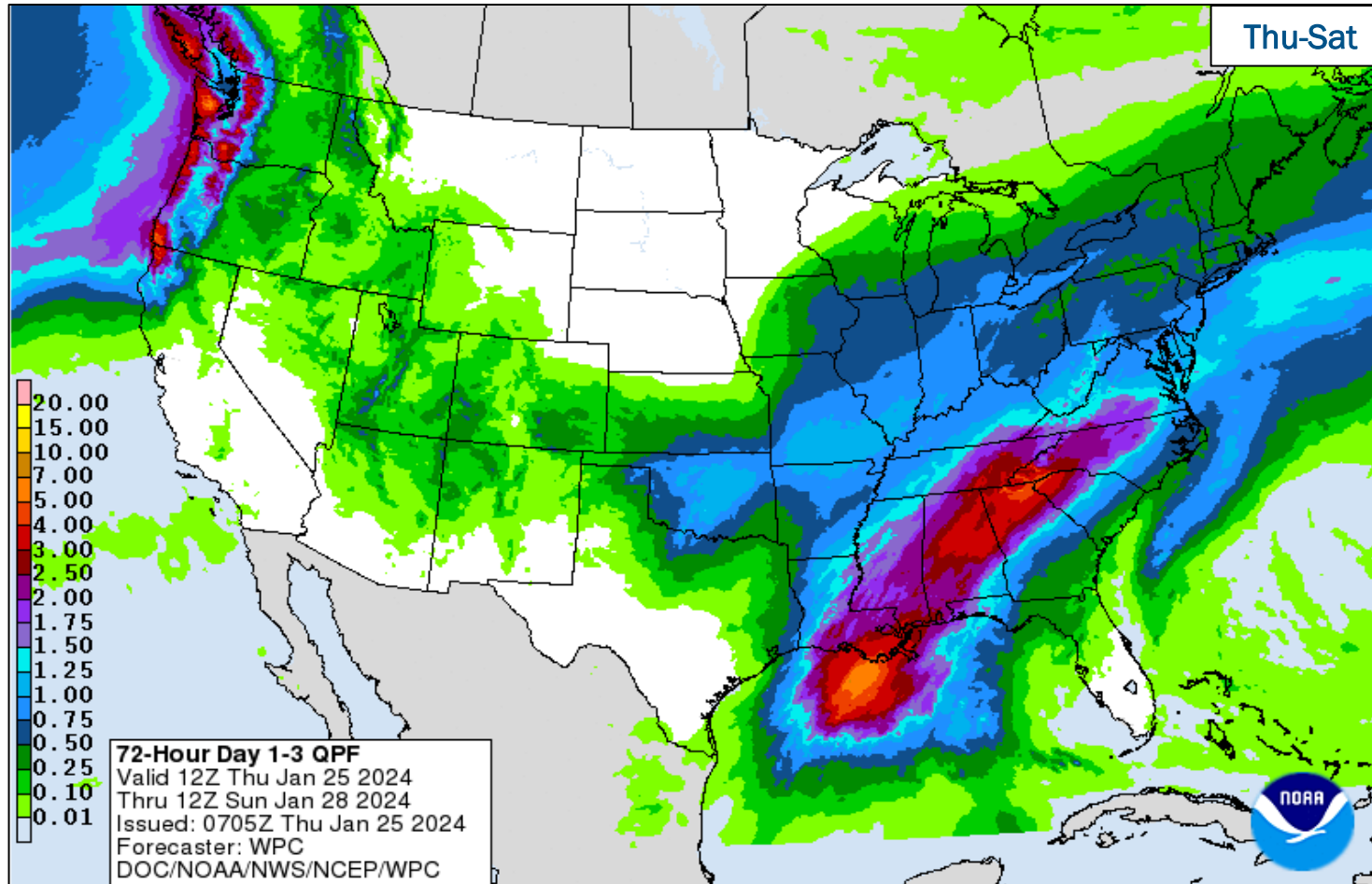
National Weather Forecast



FEMA

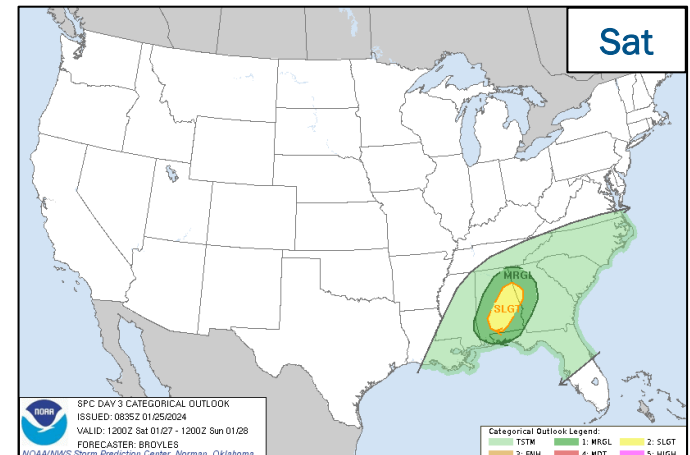
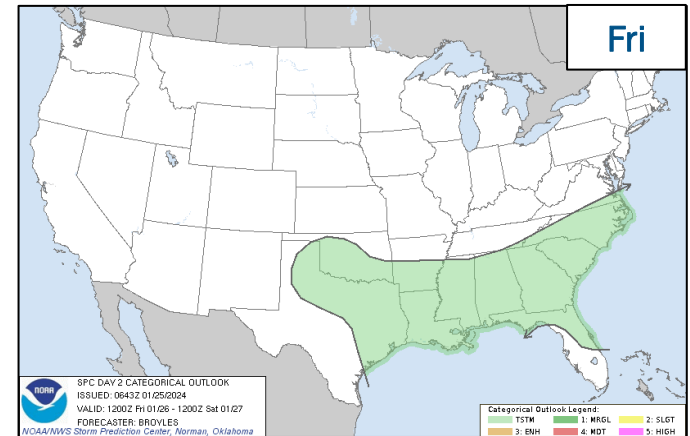
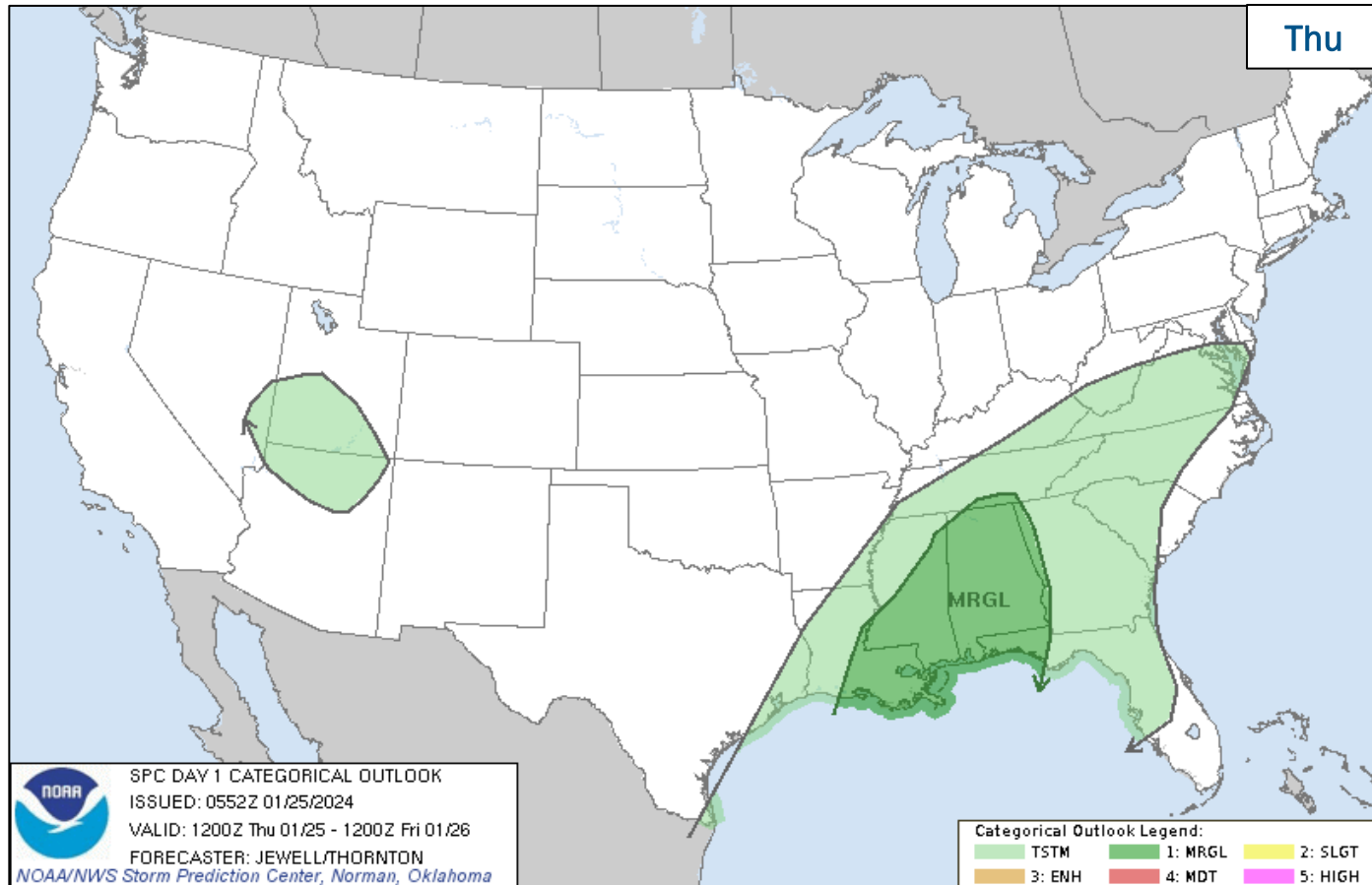
National Watch Center

Precipitation & Excessive Rainfall



FEMA

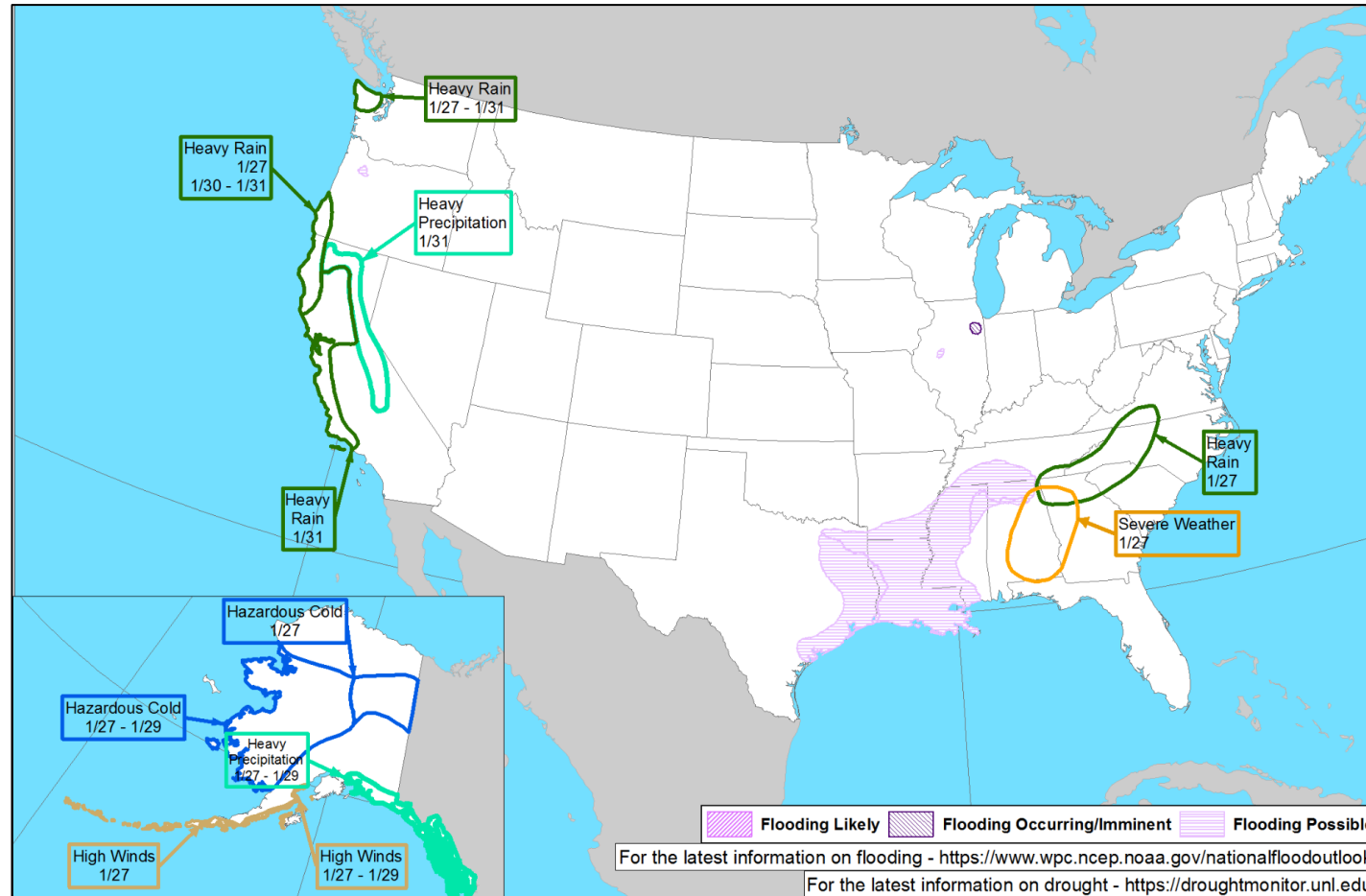
Severe Weather Outlook



FEMA

National Watch Center

Hazards Outlook – Jan 27-31



FEMA

FEMA Common Operating Picture

19 + 5 Joint Field Offices Virtual Joint Field Offices Supporting
69 + 5 Major Disasters Emergency Declarations
12 Direct Housing Missions
34 RSF-Supported Disasters

Thursday
 January 25, 2024
 8:30 a.m. ET

| FEMA HQ | |
|----------------------|-------------------------------|
| NWC | NRCC |
| Monitoring | Activated |
| FEMA REGIONS | |
| Watch | RRCC |
| Monitoring | I Rostered |
| Monitoring | II Rostered |
| Monitoring | III Rostered |
| Monitoring | IV Rostered |
| Monitoring | V Rostered |
| Monitoring | VI Rostered |
| Monitoring | VII Rostered |
| Monitoring | VIII Rostered |
| Monitoring | IX Rostered |
| Monitoring | X Rostered |
| Notes: | |
| RWCs/RRCCs/IMATs: | STATE EOCs: |
| NRCC: Sustained Ops | AL/CO/FL/MS/ND |
| N-IMAT White: PMC | NM/OR/TN/WV: |
| | Severe Weather |
| | FL: TC Idalia |
| | TX: Heavy Rain/Flash Flooding |
| | AZ/CO: SW Border |
| | HI: Wildfires |
| Volunteer Force | |
| Rostered 7,593 | Deployed 134 (+3) |
| Surge Capacity Force | |
| Rostered 8,386 | Deployed 0 |

| N-IMATs | |
|---------------------|-----------|
| 2-5 Teams Available | |
| Red | |
| White | |
| Blue | |
| Gold | |
| HS | |
| R-IMATs | |
| ≥ 7 Teams Available | |
| I | VT |
| II | |
| III | 1 |
| IV-1 | |
| IV-2 | |
| V | |
| VI-1 | |
| VI-2 | 3 |
| VII | 2 |
| VIII | |
| IX-1 | Personnel |
| IX-2 | Personnel |
| X | |

| REGIONAL BREAKDOWN | | | |
|--------------------|----------|----|----|
| | JFO/VJFO | DR | EM |
| I | 4/0 | 11 | 3 |
| II | 3/1 | 3 | 1 |
| III | 0/0 | 0 | 0 |
| IV | 5/1 | 21 | 1 |
| V | 1/0 | 2 | 0 |
| VI | 1/0 | 1 | 0 |
| VII | 2/0 | 2 | 0 |
| VIII | 1/0 | 4 | 0 |
| IX | 1/1 | 17 | 0 |
| X | 1/2 | 8 | 0 |

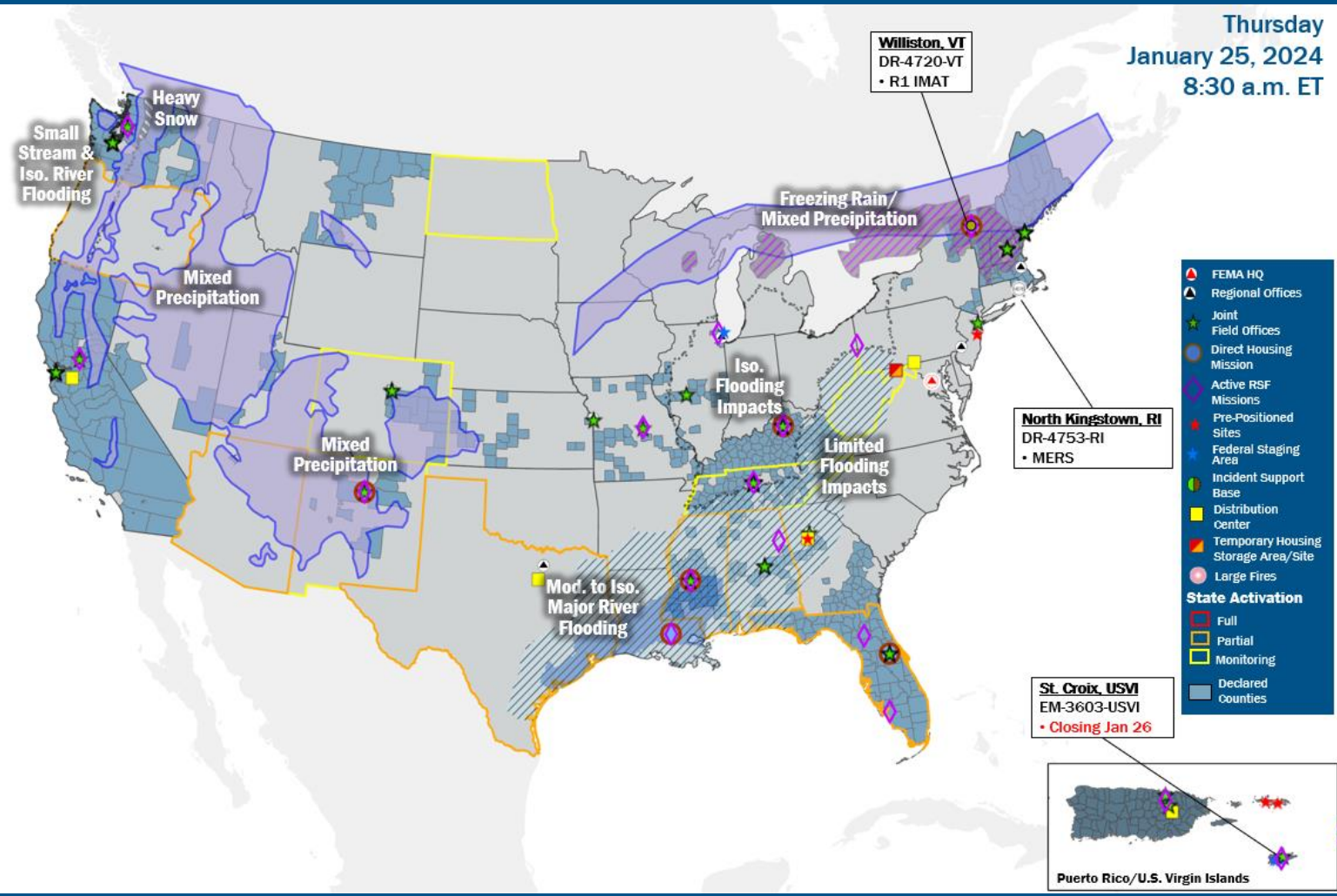
Alaska

Commonwealth of Northern Mariana Islands

Guam

American Samoa

Hawaii



- FEMA HQ
- Regional Offices
- Joint Field Offices
- Direct Housing Mission
- Active RSF Missions
- Pre-Positioned Sites
- Federal Staging Area
- Incident Support Base
- Distribution Center
- Temporary Housing Storage Area/Site
- Large Fires

State Activation

- Full
- Partial
- Monitoring
- Declared counties

IM Workforce

13,700 (+7) Assigned
 3,993 (-18) Unavailable
 4,971 (+102) Deployed

35% / 4,736 (-77) Available

IM Cadre Availability

6 Cadres ≤ 25% Availability

Environmental Planning and Historic Preservation: 21% (168/813); Field Leadership: 23% (33/145); Hazard Mitigation: 24% (287/1,217); Human Resources: 25% (45/180); Public Assistance: 18% (396/2,167); Planning: 19% (87/470)

MERS

> 66%

36 Assigned
 0 Unavailable
 0 Deployed

36 Available

US&R

> 66%

28 Assigned
 1 Unavailable
 0 Deployed

27 Available

FCO

≤ 1 Type I

49 Assigned
 5 Unavailable
 35(23(+1)FCOR) Deployed

9 Available

Joint Preliminary Damage Assessments

| Region | State / Location | Incident | IA | Number of Counties | | Start - End |
|--------|------------------|---|----|--------------------|----------|-------------|
| | | | PA | Requested | Complete | |
| I | NH | Flooding Dec 17 and continuing | IA | 0 | 0 | N/A |
| | | | PA | 10 | 0 | 1/2 - TBD |
| | ME | Flooding Dec 18-21 | IA | 0 | 0 | N/A |
| | | | PA | 10 | 9 | 12/29 - TBD |
| | VT | Flooding Dec 17-19 | IA | 0 | 0 | N/A |
| | | | PA | 11 | 0 | 1/2 - TBD |
| | ME | Flooding Jan 10-13 | IA | 8 | 0 | 1/23 - TBD |
| | | | PA | 8 | 0 | 1/29 - TBD |
| IV | FL | Severe Storms and Tornadoes Jan 8-12 | IA | 3 | 3 | 1/16 - 1/18 |
| | | | PA | 3 | 1 | 1/16 - TBD |
| | SC | Severe Storms and Tornadoes Jan 9 | IA | 1 | 0 | 1/24 - TBD |
| | | | PA | 0 | 0 | N/A |
| VIII | ND | Severe Storms Dec 25-27 | IA | 0 | 0 | N/A |
| | | | PA | 15 | 15 (+10) | 1/17 - 1/22 |



FEMA

Declaration Requests in Process – 11

| State / Tribe / Territory – Incident Description | Type | IA | PA | HM | Requested |
|---|------|----|----|----|-----------|
| OH – Train Derailment | DR | X | X | X | Jul 3 |
| Inupiat Community of the Arctic Slope (ICAS) – Severed Undersea Fiber Optic Line – APPEAL | EM | | X | | Aug 23 |
| WA – Wildfires | DR | X | X | X | Oct 4 |
| MI – Severe Storms, Tornadoes, and Flooding | DR | X | X | X | Oct 18 |
| KY – Severe Storms, Tornadoes, Straight-Line Winds, and Flooding – APPEAL | DR | X | | | Oct 23 |
| WV – Severe Storms, Flooding, Landslides, and Mudslides | DR | X | | X | Oct 25 |
| NY – Severe Storm and Flooding | DR | | X | X | Nov 29 |
| MA – Severe Storms and Flooding | DR | X | X | X | Dec 11 |
| AK – Severe Storms, Flooding, and Landslides | DR | X | X | X | Jan 8 |
| ME – Severe Storm and Flooding | DR | X | X | X | Jan 16 |
| PA – Severe Storms and Flooding – APPEAL | DR | | X | X | Jan 20 |



FEMA

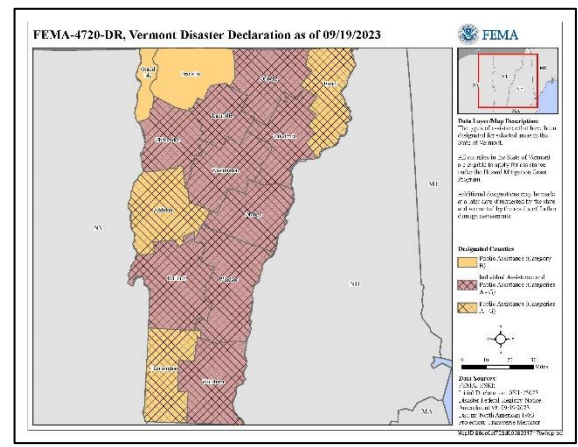


INDIVIDUAL ASSISTANCE SUMMARY

| | |
|---|--|
| <u>Registrations</u> 6K | <u>Individuals & Households Program</u> \$25M |
| <u>Small Business Administration Loans</u> \$29M | <u>Housing Assistance</u> \$23M |
| <u>NFIP Payouts</u> \$39M | <u>Other Needs Assistance</u> \$1.7 |
| <u>Households Meeting PPI Threshold</u> 260 | <u>Households Approved for DH</u> 14 |

INCIDENT SUMMARY

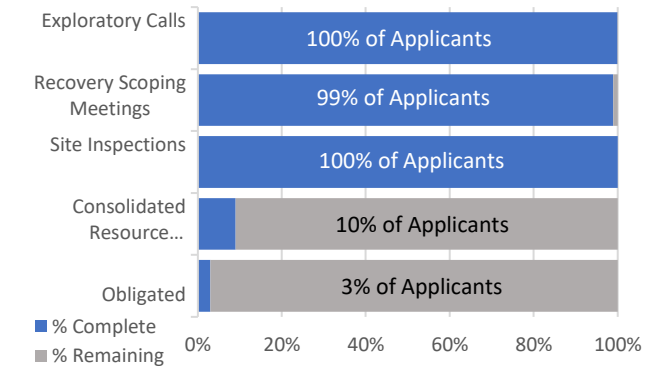
A weather system began in Vermont on July 7th and merged with follow on systems through July 16th. The excessive rainfall and flooding impacted all 14 counties of the state and forced the state government to evacuate from Montpelier, the state capital and forced the SEOC to relocate to an alternate site. The Governor requested an EM on July 9th which was approved as EM3595VT on July 10th. The Governor further requested an Expedited Major Disaster Declaration on July 13th, which was approved as on July 14th for Cat B for 14 counties and IA for 6 counties, later amended 7 times resulting in 9 counties for IA and 12 counties for PA A-G.



PUBLIC ASSISTANCE SUMMARY

| | |
|-----------------------------|------------------------------------|
| <u>Applicants:</u> 197 | <u>Projects:</u> 1607 |
| <u>\$ Obligated</u> \$2M | <u>Life of Disaster:</u> \$610M |

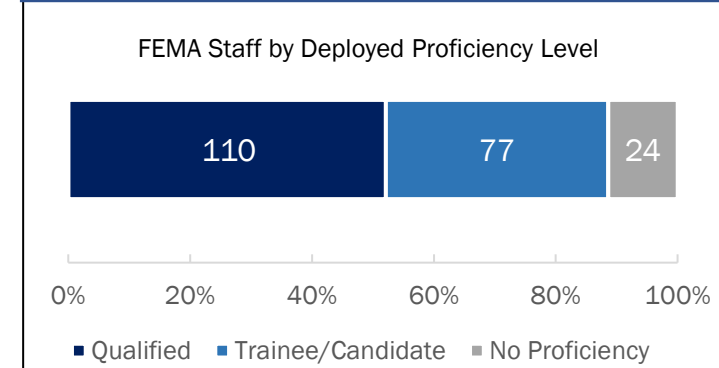
% of Phase Complete



406 Mitigation HMP: TBD, est >50%

STAFF SUMMARY

Total Staff: 211 | Coach/Evaluators: 117 | PTBs Awarded / In Review: 62
Tasks Endorsed: 4,031 | Responders Endorsed: 268



FCO ASSESSMENT

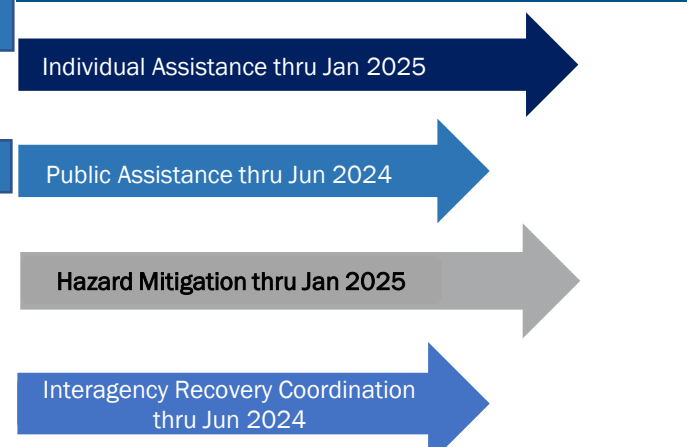
Priorities

Focus: Deliver joint integrated Long-Term Recovery on state's 5 goals; Housing, Critical Infrastructure, Economic Recovery, Community Assistance, and Food Security for at risk communities

Outcomes

- Housing:** Expand resilient housing solutions Restored, modernized, hardened and resilient systems
- Critical Infrastructure:** Enhance the resilience of critical infrastructure
- Economic Recovery:** Kickstart economic recovery in impacted areas
- Community Assistance:** plan and prepare for future disasters
- Food Security:** Enable communities with at risk populations to harness local restaurants to fill gaps in food availability during prolonged disasters

TRANSITION TIMELINE





Recovery Support Functions (RSF)

| Recovery Outcomes | |
|----------------------|--|
| Housing | Housing: Adequate, resilient, accessible, and affordable housing |
| | 1 All survivors whose primary residences were damaged or destroyed or were displaced by the disaster have returned and re-established residence in permanent housing within the affected community |
| | 2 Survivors can afford post-disaster permanent housing units within the affected community without post-disaster assistance |
| | 3 Post-disaster permanent housing units in the affected community meet or exceed recognized residential codes and standards and incorporate recommended mitigation measures appropriate to the area's hazards (e.g., flooding, fire, high winds), or include resiliency measures |
| Economic | Economic: Sustainable, diversified and resilient economy |
| | 1 Business activities are resumed and restored, including those local and marginalized businesses and major employers |
| | 2 Local and state government ability to facilitate and regulate business activities is restored |
| | 3 Tax base and revenue streams from businesses are restored |
| | 4 Communities have Comprehensive Economic Development Strategies that measures the recovery process |
| | 5 Financial activities essential to credit and insurance coverage and flows are restored |
| Community Assistance | Community Recovery: Resilient recovery of SLTT communities |
| | 1 Community Conditions Assessment + Community Profiles |
| | 2 Status of emergency plans, such as the Mitigation plan and Pre-Disaster Recovery Plan |
| | 3 Community engagement and communication strategy is in place for long-term recovery plan or strategy |
| | 4 Mitigation and recovery projects have been implemented |
| | 5 Inclusive communications strategy developed for long-term recovery planning or strategy |

| Recovery Outcomes | |
|------------------------------|---|
| Infrastructure Systems | Infrastructure: Restored, modernized, hardened and resilient systems |
| | 1 Power systems and fuel delivery services have been repaired, modernized, and strengthened for future disasters |
| | 2 Water systems, dams, levees, and service capacities have been repaired, modernized, and strengthened for future disasters |
| | 3 Communication systems and services have been repaired, modernized, and strengthened against future disasters |
| | 4 Public and private transportation systems, to include those supporting marginalized areas are repaired and reliable |
| | 5 Government and PNP facilities have been repaired, modernized and strengthened for future disasters |
| Health & Social Services | HSS: Sustainable and resilient health education and social service systems |
| | 1 Households have safe drinking water and no hazardous and toxic materials |
| | 2 Healthcare providers have resumed capacity to meet chronic or long-term health needs, as well as primary and emergency care |
| | 3 Ensure survivors are provided necessary behavioral health and disaster case management services. |
| | 4 Social Assistance programs that support vulnerable populations, e.g., have resumed delivery of financial and other materiel support and services to vulnerable segments of the community's population |
| | 5 Schools are fully operational & providing full academic programs and can provide a safe, sanitary, and supportive environment |
| Natural & Cultural Resources | NCR: Restored, preserved, risk-resistant and resilient resources |
| | 1 Natural resources in the affected community, to include socially marginalized, have been restored to protect people and ecosystems |
| | 2 Resources associated with entertainment, education, recreation, and tourism have been repaired, and public accessibility restored |
| | 3 Access to raw material and other commodities that sustain the local economy has been restored |
| | 4 Sites and artifacts associated with the community's heritage and identity have been stabilized/protected, and public accessibility to these sites has been restored |

Recovery Outcomes

Activated RSFs:

Housing Community Assistance

Outcome Indicator (H1): All survivors whose primary residences were damaged or destroyed or were displaced by the disaster have returned and re-established residence in permanent housing within the affected community

- Coordinated the waiving of Vermont's Act 250 law for Group Site
- Referred over 100 P4/P14 Applicants to USDA Rural Development
- Received approval to excess 6 one-bedroom units to PNP for low-income housing

Outcome Indicator (C5): Inclusive communications strategy developed for long-term recovery planning or strategy

- Lack of County Government
- Regionalized approach to Long Term Recovery
- Grant funding feasibility study for realignment of State Government



FEMA

Helping people before, during, and after disasters.



Scan to subscribe to this briefing.