

FEMA National Watch Center

Daily Operations Briefing

Friday, January 24, 2025

8:30 a.m. ET



FEMA

National Current Ops / Monitoring

New Significant Incidents / Ongoing Ops

- Hughes Fire – Southern California

Hazard Monitoring

- Elevated Fire Weather – Southern California, Texas, and Oklahoma
- Lake Effect Snow – Great Lakes

Disaster Declaration Activity

- No new declaration activity

Event Monitoring

- No significant events



FEMA

Wildfire Summary

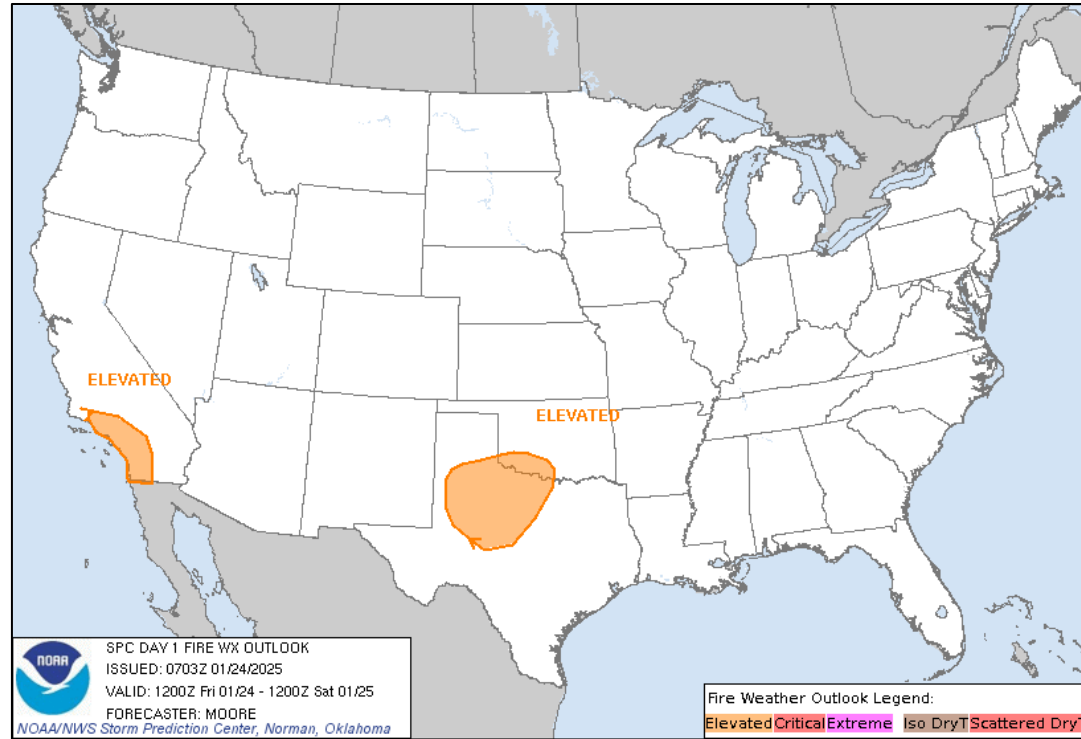
Fire Name (County, ST)	FMAG #	Acres Burned	Percent Contained	Evacuations	Structures (Homes / Other)			Fatalities / Injuries
					Threatened	Damaged	Destroyed	
Palisades (Los Angeles, CA)	5549-FM-CA	23,448	75% (+5)	M: 24,600	H: 12,317 (-100)	H: 791 (+35)	H: 5,551 (+221)	11 / 4
				V: 0	O: 0	O: 145 (+5)	O: 1,258 (+16)	
Hughes (Los Angeles, CA)	N/A	10,396 (-320)	36% (+22)	M: 16,200 (-14,800)	H: 2,335 (-10,599)	H: 0	H: 0	0 / 0
				V: 0	O: 288 (-1,310)	O: 0	O: 0	

(Evacuations: M = Mandatory / V = Voluntary; Structures: H = Homes and Mixed Commercial/Residential / O = Non-residential Commercial/Other Minor Structures)

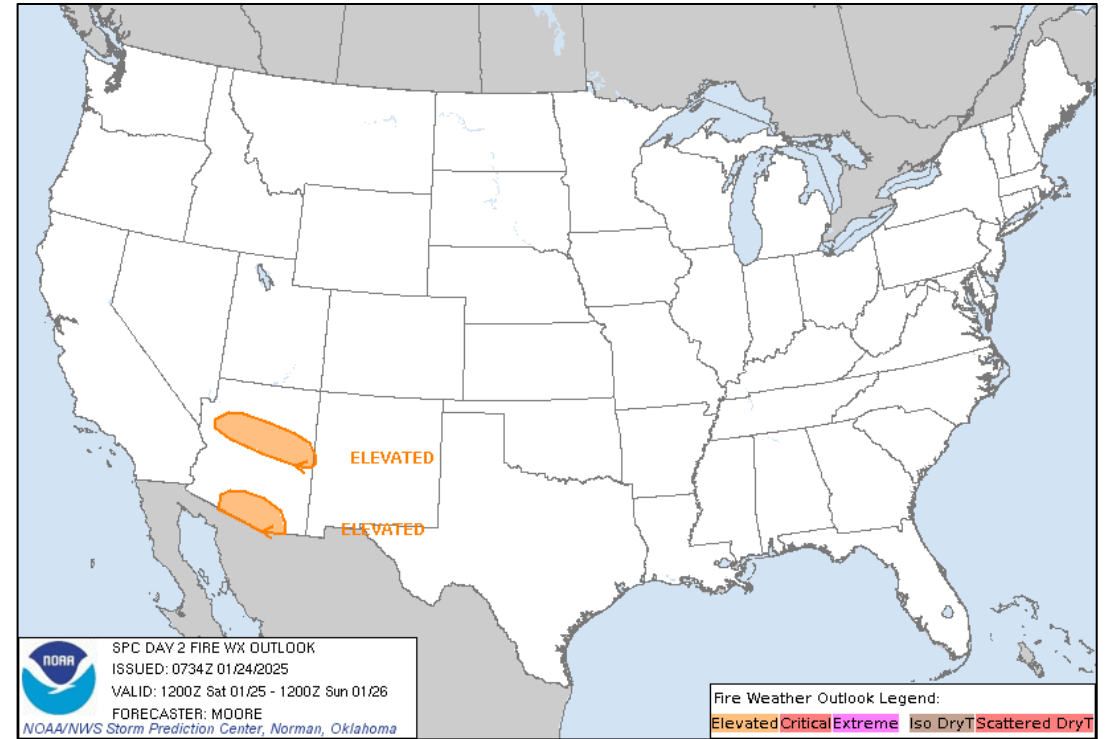


FEMA

Fire Weather Outlook



Today



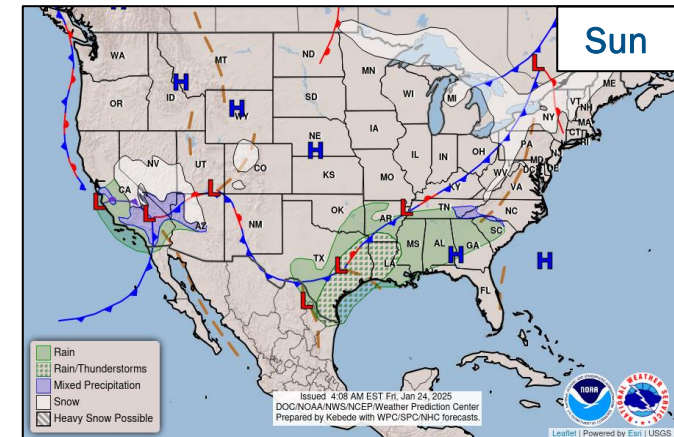
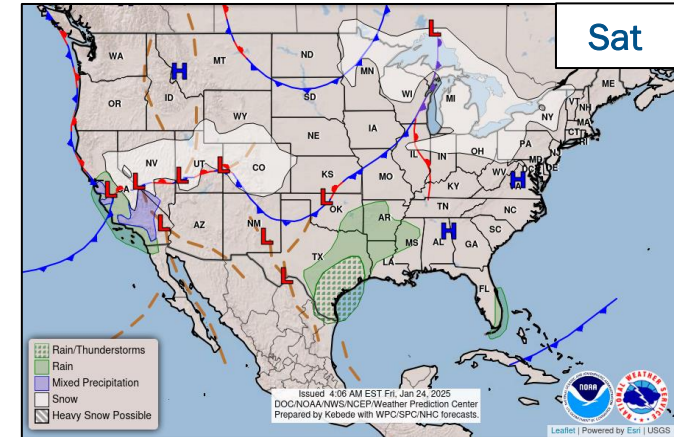
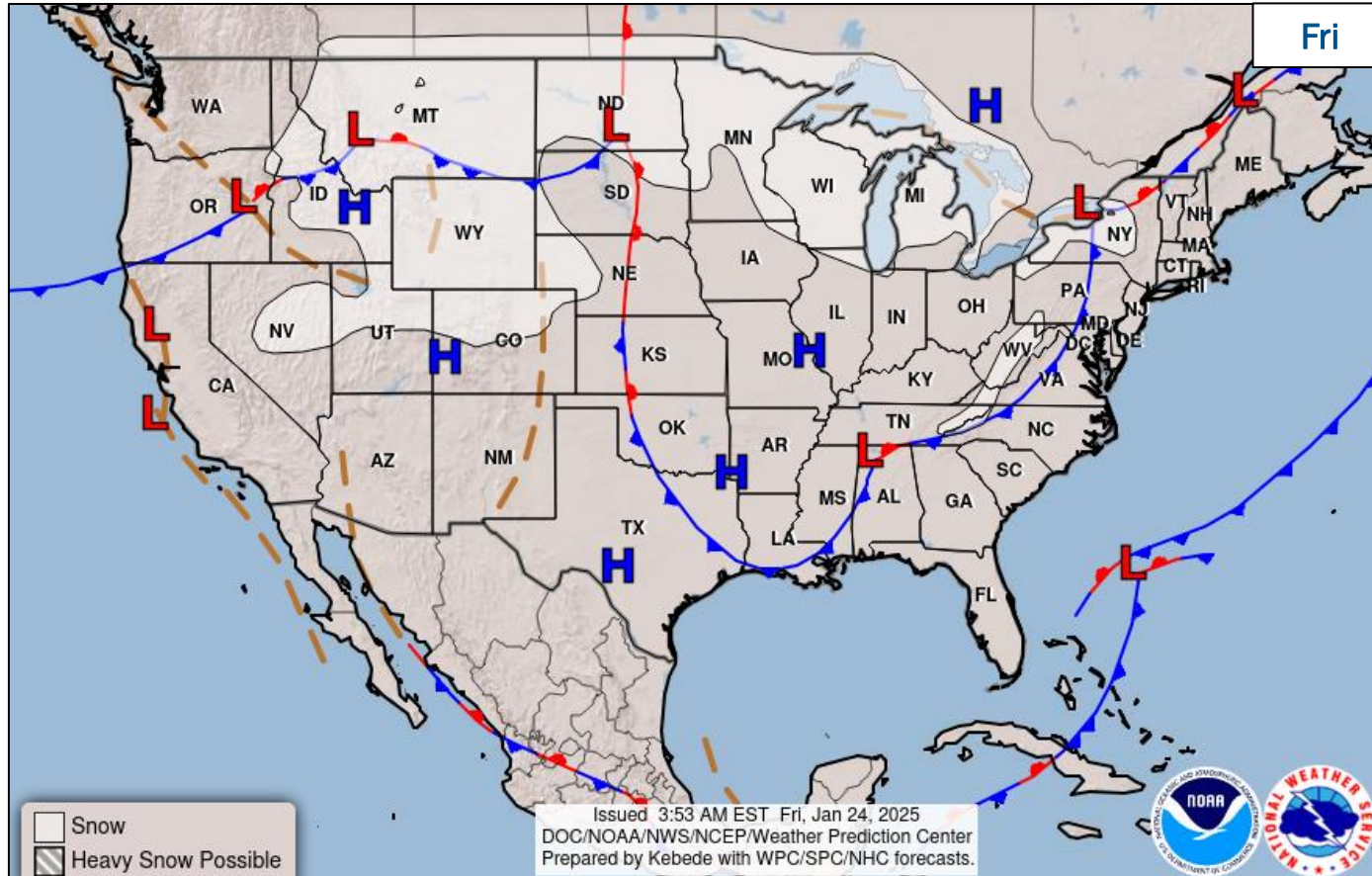
Tomorrow



FEMA

National Watch Center

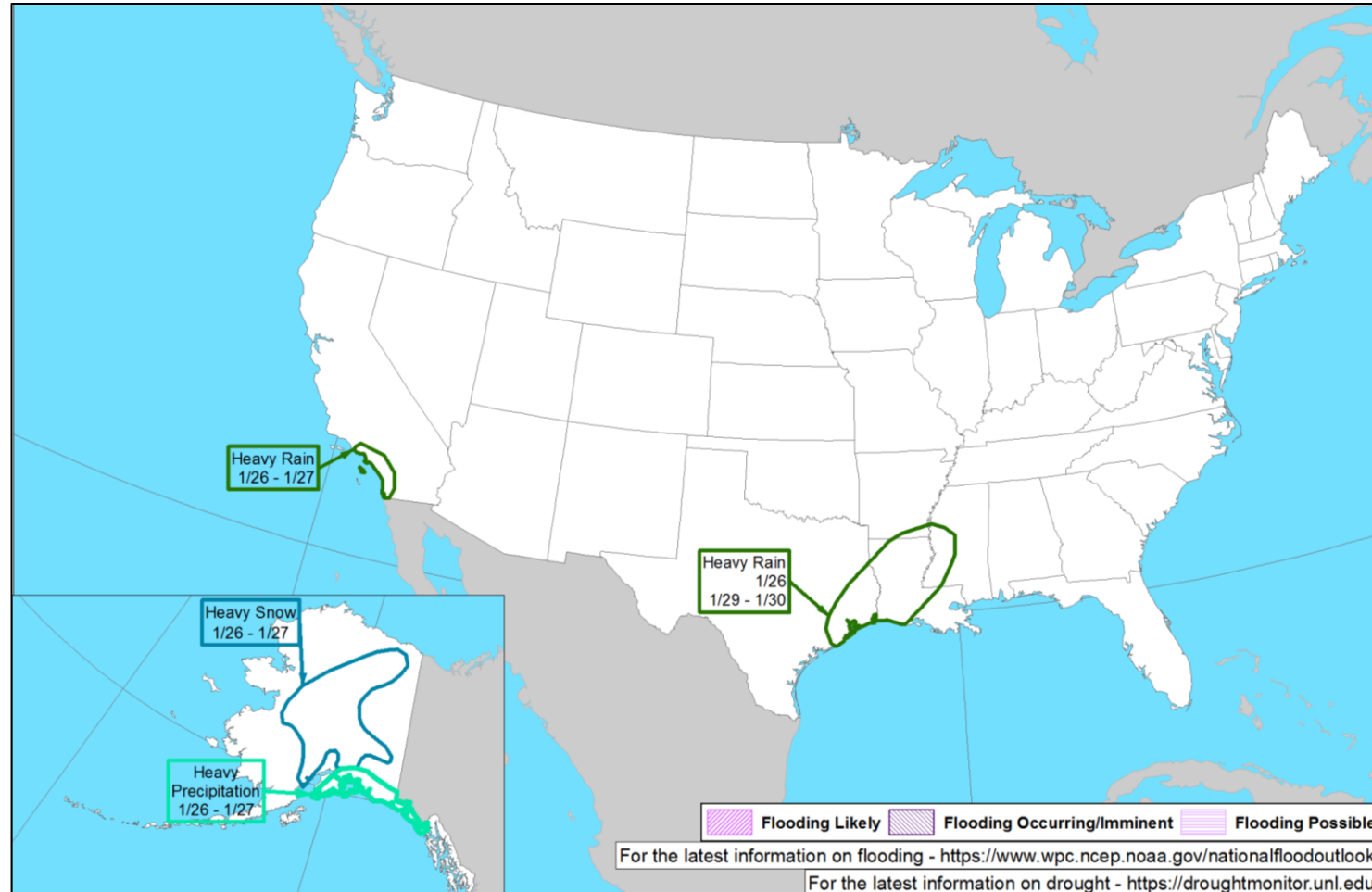
National Weather Forecast



FEMA

National Watch Center

Hazards Outlook – Jan 26-30



FEMA

FEMA Common Operating Picture

31 + **3** Supporting **108** + **10** Major Disasters Emergency Declarations | **16** Direct Housing Missions **28** RSF-Supported Disasters **6** Joint Recovery Offices

Friday
January 24, 2025
8:30 a.m. ET

FEMA HQ	
NWC	NRCC
Monitoring	Steady State
FEMA REGIONS	
Watch	RRCC
Monitoring	I Rostered
Monitoring	II Rostered
Monitoring	III Rostered
Alt Location	IV Rostered
Monitoring	V Rostered
Monitoring	VI Rostered
Monitoring	VII Rostered
Monitoring	VIII Rostered
Monitoring	IX Rostered
Monitoring	X Rostered

N-IMATs	
2-5 Teams Available	
Red	
White	NC (Sep 30)
Blue	
Gold	
HS	

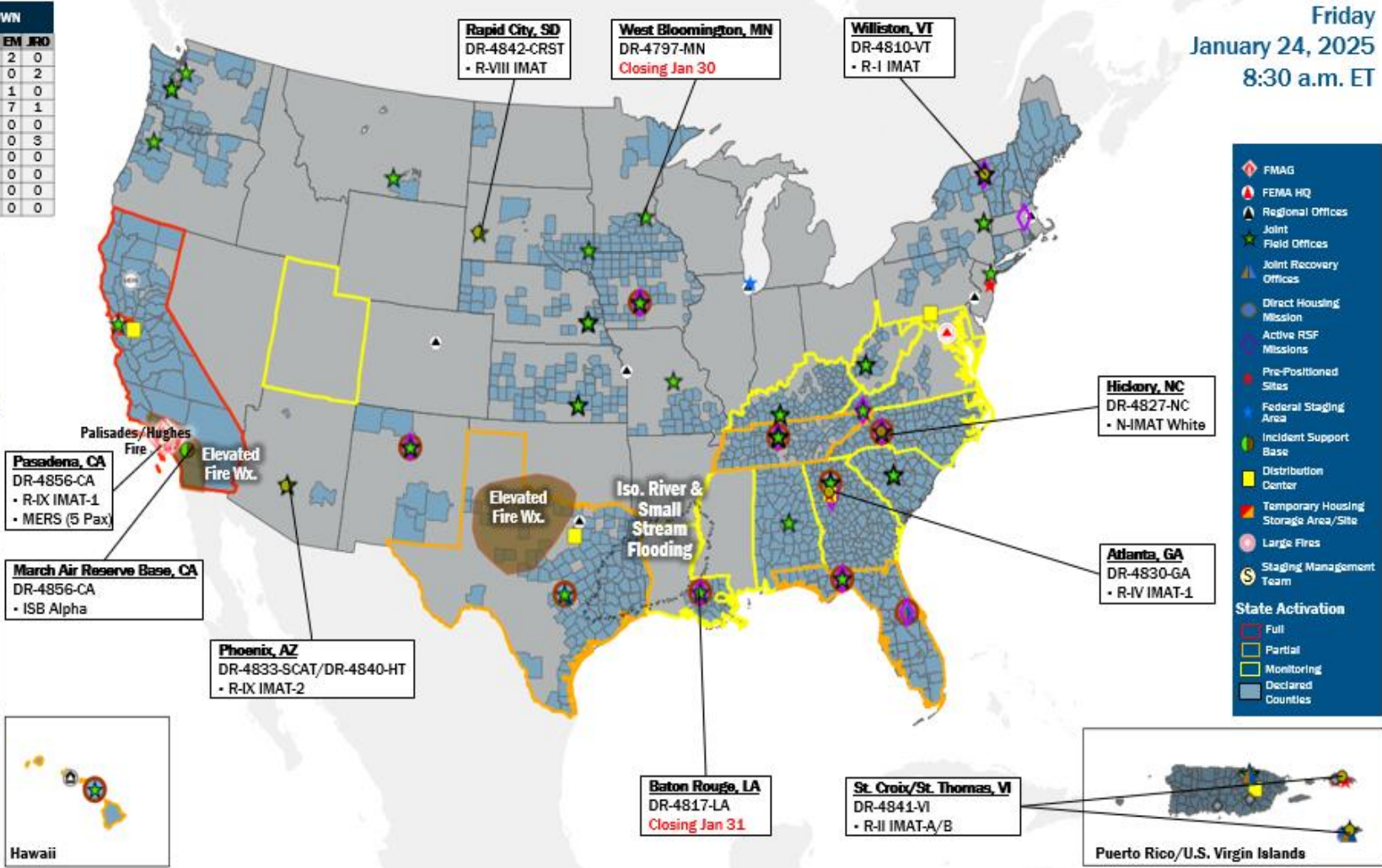
R-IMATs	
≥7 Teams Available	
I	VT (Jan 6)
II	USVI (Oct 30)
III	Reconstituting
IV-1	GA (Oct 5)
IV-2	
V	
VI-1	
VI-2	3/Personnel
VII	2/Personnel
VIII	SD (Nov 18)
IX-1	CA (Jan 8)
IX-2	AZ (Oct 8)
X	1

Notes:
NRCC/RWCs/RRCCs:
• R-IV RWC: Winter Weather
State EOCs:
• HI/CA/UT: Wildfires
• WV/VA/MD/GA/TN/TX/LA/MS/AL/KY/NC/FL: Winter Weather

Volunteer Force	
Rostered	Deployed
7,860	0
Surge Capacity Force	
Rostered	Deployed
9,002	13

Fully Mission Capable (FMC)
Partially Mission Capable (PMC)
Not Mission Capable (NMC)
Deployed

REGIONAL BREAKDOWN				
JFO/WFO	DR	EM	JRO	
I	3/0	18	2	0
II	3/1	8	0	2
III	2/0	6	1	0
IV	7/0	28	7	1
V	1/0	1	0	0
VI	3/0	6	0	3
VII	4/0	14	0	0
VIII	2/0	4	0	0
IX	3/1	9	0	0
X	3/1	14	0	0



Legend:

- FMAG
- FEMA HQ
- Regional Offices
- Joint Field Offices
- Joint Recovery Offices
- Direct Housing Mission
- Active RSF Missions
- Pre-Positioned Sites
- Federal Staging Area
- Incident Support Base
- Distribution Center
- Temporary Housing Storage Area/Site
- Large Fires
- Staging Management Team

State Activation:

- Full
- Partial
- Monitoring
- Declared
- Countries

IM Workforce

14,428 (+6) Assigned
4,885 (+31) Unavailable
7,165 (+14) Deployed
16% / 2,378 (-39) Available

IM Cadre Availability

16 Cadres ≤ 25% Availability
Disability Integration: 23% (9/40); External Affairs: 18% (96/547); Environmental Planning and Historic Preservation: 15% (126/868); Field Leadership: 11% (17/151); Financial Management: 24% (56/235); Hazard Mitigation: 8% (96/1,224); Human Resources: 14% (27/187); Individual Assistance: 12% (323/2,746); Interagency Recovery Coordination: 23% (77/335); Information Technology: 15% (109/715); Logistics: 6% (96/1,676); Operations: 19% (70/369); Public Assistance: 13% (300/2,309); Planning: 7% (31/463); Safety: 12% (11/95); Security: 10% (14/138)

MERS

≥ 66%
36 Assigned
0 Unavailable
2 Deployed
34 Available

US&R

≥ 66%
28 Assigned
6 (-1) Unavailable
0 Deployed
22 (+1) Available

FCO

≤ 1 Type I
55 Assigned
7 (-1) Unavailable
47 (29 FCO) Deployed
1 (+1) Available

Joint Preliminary Damage Assessments

Region	State / Location	Incident	IA	Number of Counties		Start - End
			PA	Requested	Complete	
IV	KY	Winter Storm Jan 4 and continuing	IA	0	0	N/A
			PA	76	30	1/17 - TBD
VI	OK	Severe Weather Nov 2-4	IA	6	6	11/19 - 11/24
			PA	33 (+23)	33 (+33)	1/7 - 1/23



FEMA

Declaration Requests in Process – 6

State / Tribe / Territory – Incident Description	Type	IA	PA	HM	Requested
NY – Severe Storms, Tornadoes, Straight-line Winds, and Flooding	EM		X		Jul 20
CA – Park and Borel Fires (Appeal)	DR	X	X	X	Dec 2
OK – Severe Storms, Straight-line Winds, Tornadoes, and Flooding	DR	X		X	Dec 20
LA – Terrorist Attack	EM	X	X		Jan 2
WI – Lack of Snow (SBA) Economic Injury Loan	DR	X			Jan 13
WA – Severe Storms, Straight-line Winds, Flooding, Landslides, and Mudslides	DR		X	X	Jan 14



FEMA



FEMA

Helping people before, during, and after disasters.



Scan to subscribe to this briefing.