

FEMA National Watch Center

Daily Operations Briefing

Tuesday, January 24, 2023

8:30 a.m. ET



FEMA

National Current Ops / Monitoring

New Significant Incidents / Ongoing Ops

- No significant incidents / operations

Hazard Monitoring

- Severe Thunderstorms – Southern Plains to the Southeast
- Heavy Snow – Southern Rockies to the Great Lakes
- Mixed Precipitation – Southern Plains to the Mid-Atlantic
- Heavy Rain / Flash Flooding – Southern Plains to the Lower Mississippi Valley

Disaster Declaration Activity

- Request: Major Disaster Declaration – HI
- One Amendment issued

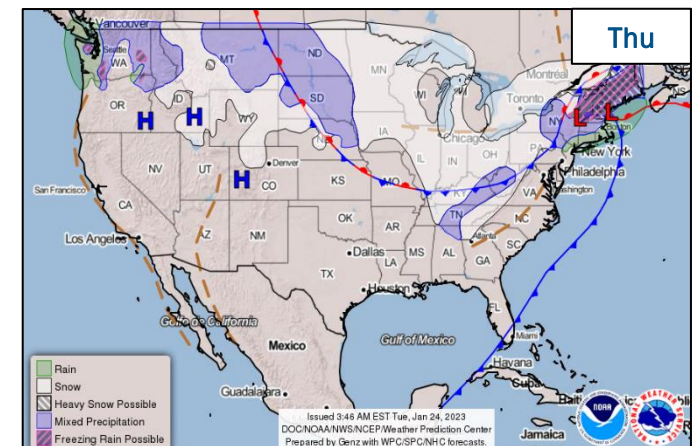
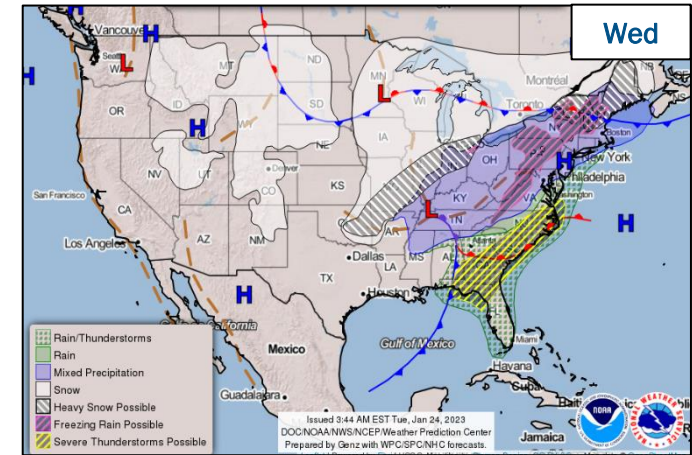
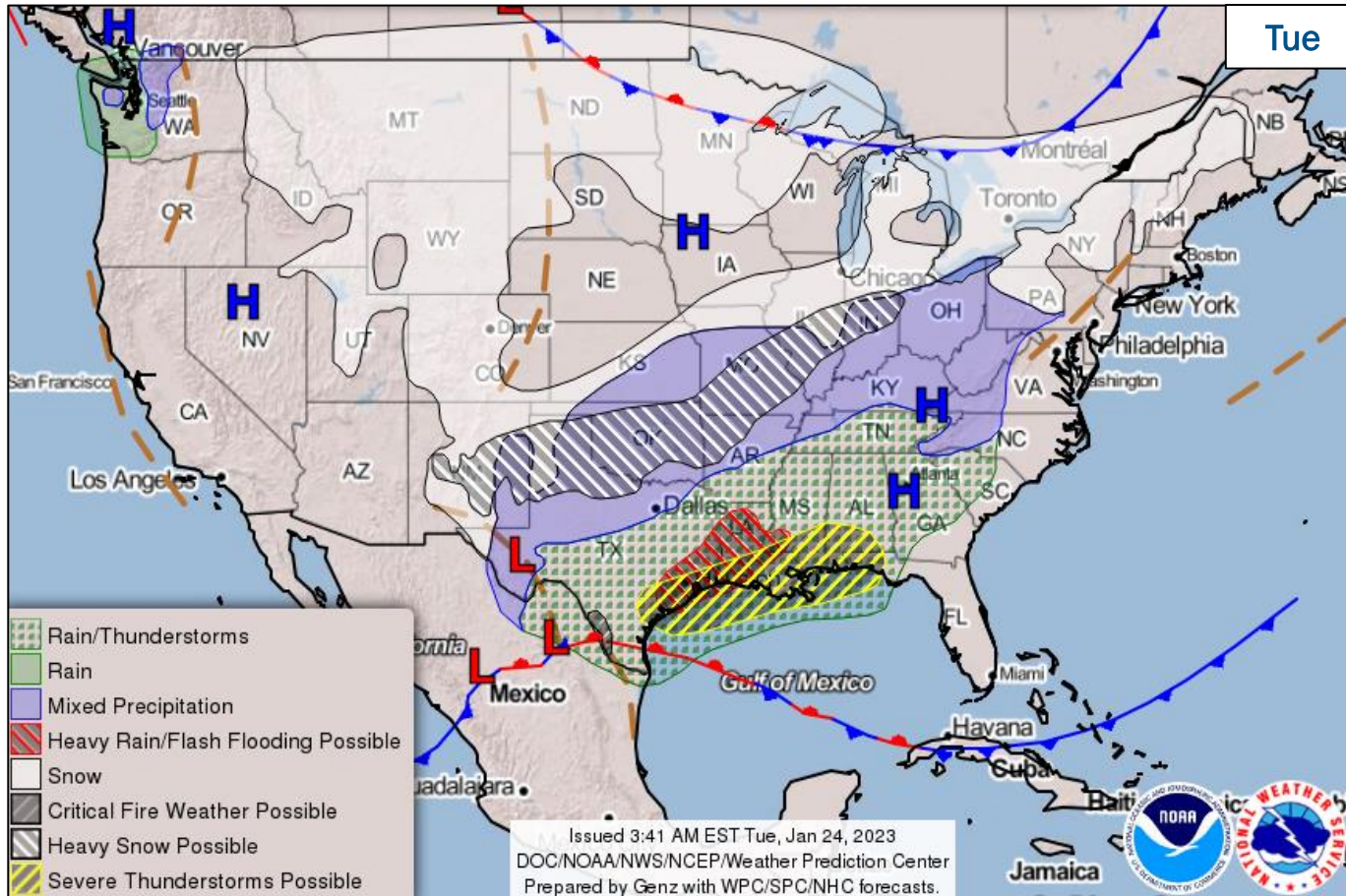
Event Monitoring

- 2023 State of the Union – Washington DC – Feb 7



FEMA

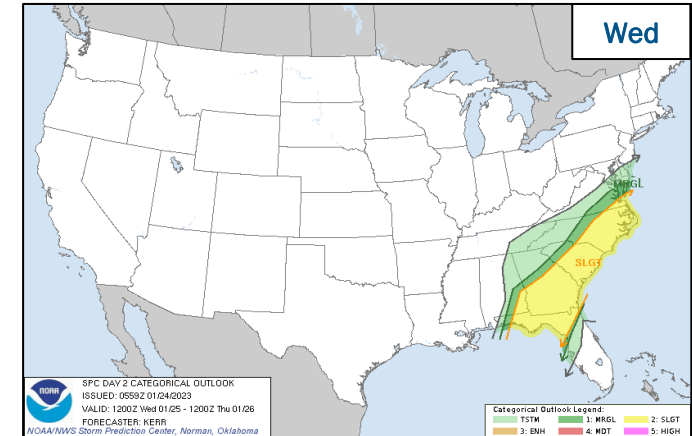
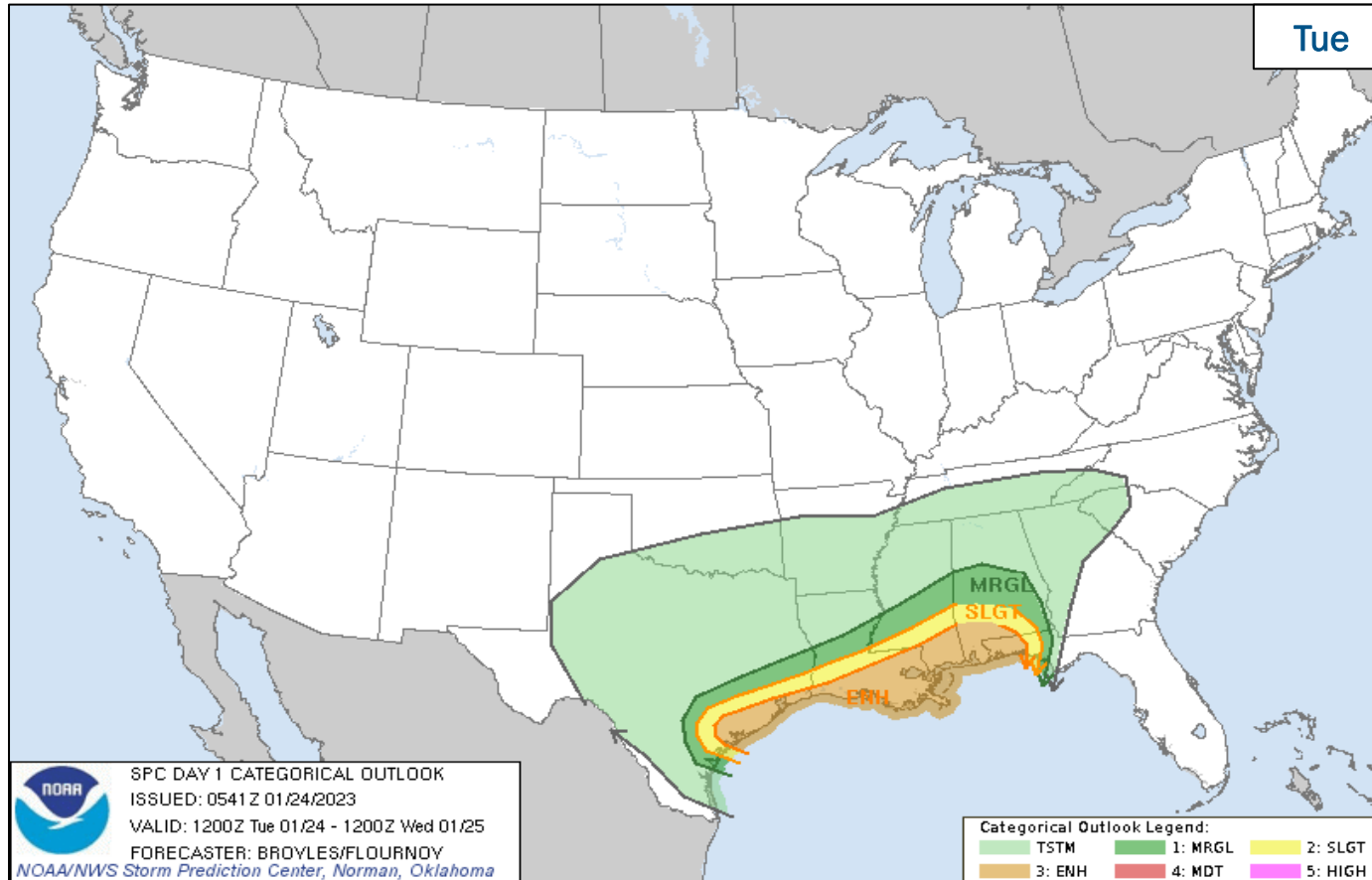
National Weather Forecast



FEMA

National Watch Center

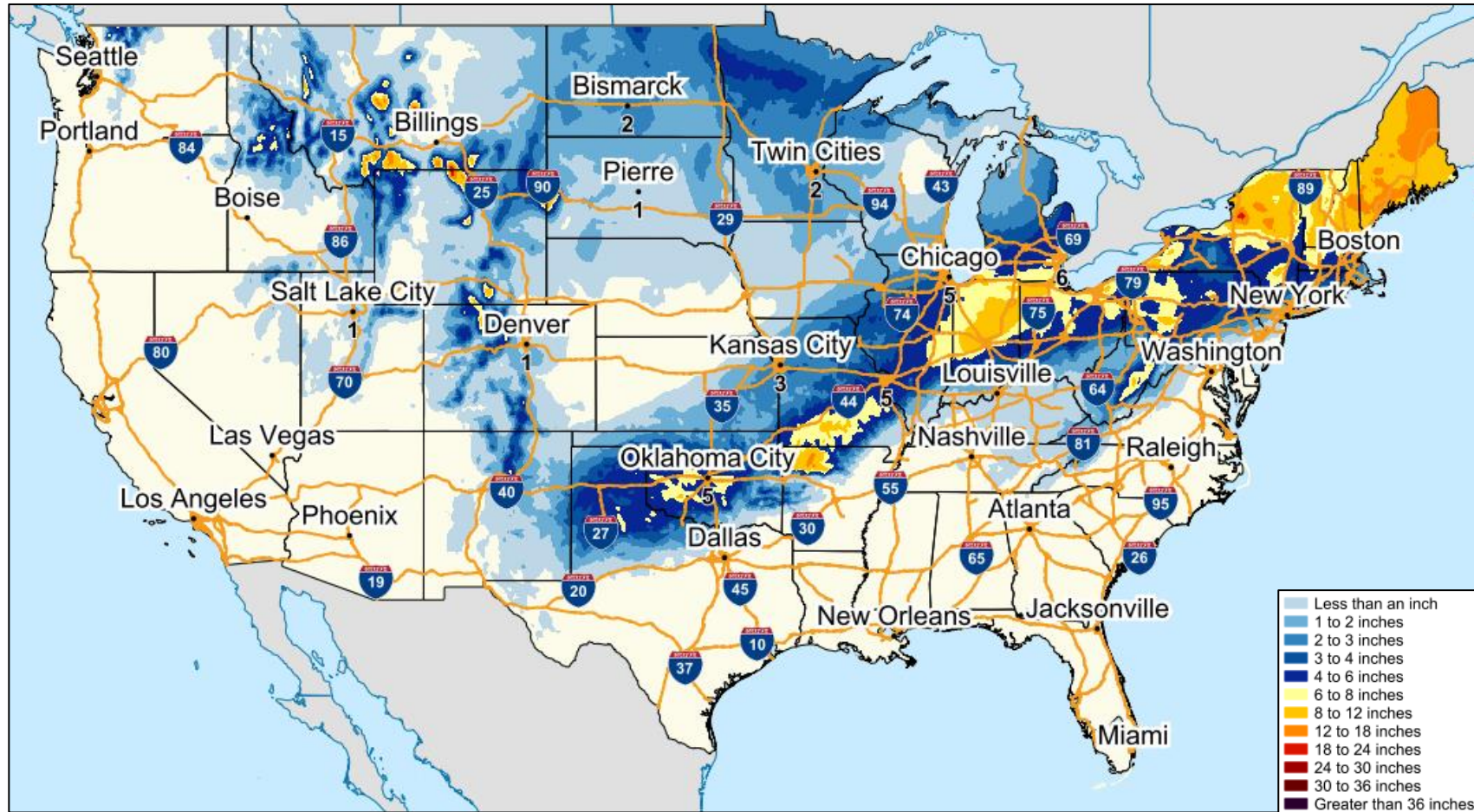
Severe Weather Outlook



FEMA

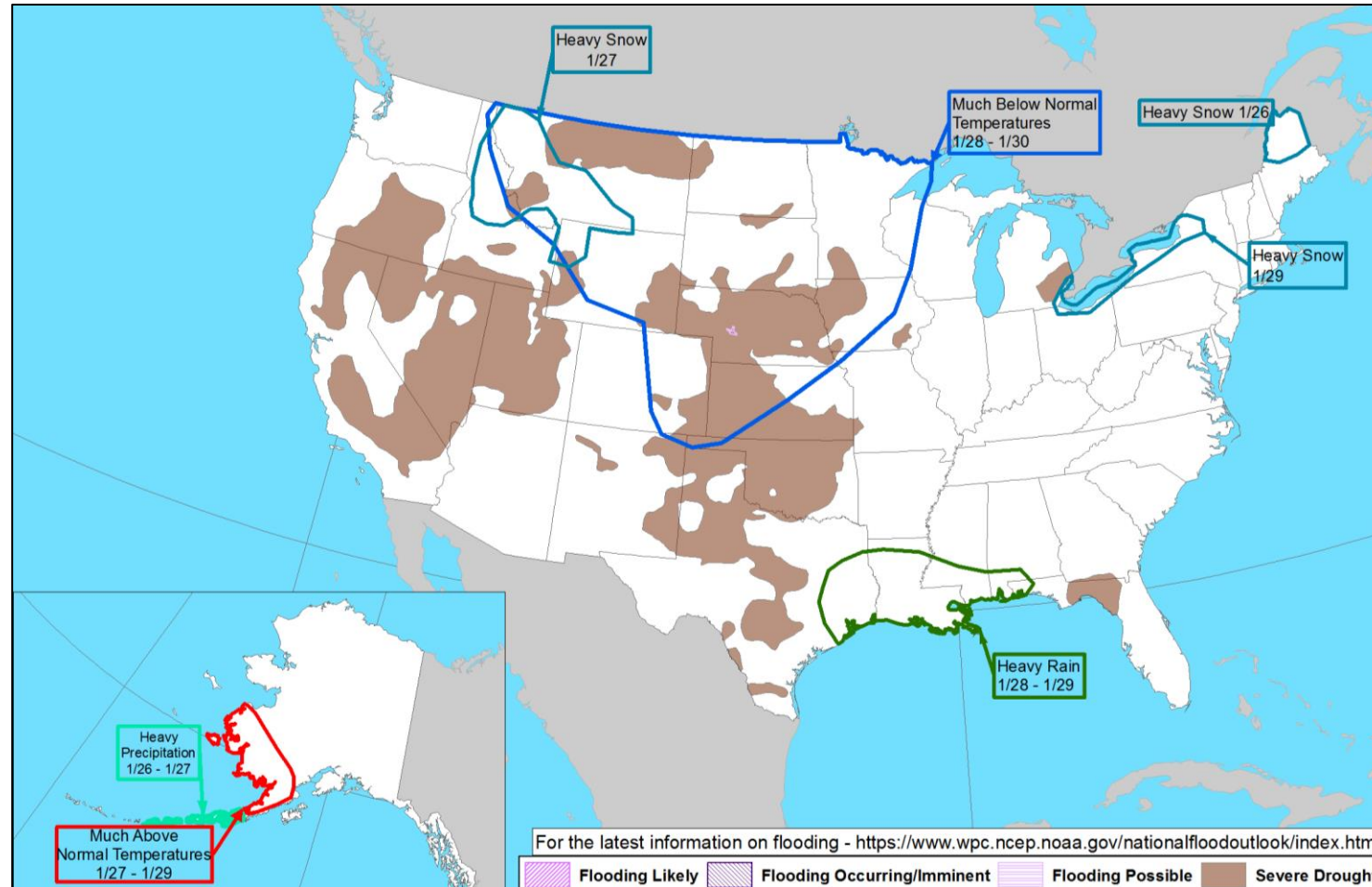
National Watch Center

Snowfall Forecast



FEMA

Hazards Outlook – Jan 26-30



FEMA

FEMA Common Operating Picture

13
Joint Field
Offices

9
Virtual Joint
Field Offices

56
Major
Disasters

11
Emergency
Declarations

Tuesday
January 24, 2023
8:30 a.m. ET

FEMA HQ		
NWC	NRCC	
Monitoring	Rostered	
FEMA REGIONS		
Watch	RRCC	
Monitoring	I	Rostered
Monitoring	II	Rostered
Monitoring	III	Rostered
Monitoring	IV	Rostered
Monitoring	V	Rostered
Monitoring	VI	Rostered
Monitoring	VII	Rostered
Monitoring	VIII	Rostered
Monitoring	IX	Rostered
Monitoring	X	Rostered
Notes:		
RWCs/RRCCs: • All at Monitoring/Rostered	STATE EOCs: • NJ: TC Ida and Monkeypox • CO/NJ: Avian Influenza • PR: TC Fiona • TN/WA/NH: Winter Weather • AL/GA: Severe Weather • FL: TC Ian • IL: SW Border Bus Rec & Coord • CA/NM: Flooding • NM: Wildfires • TX: Ongoing Operations • KS: All Hazards • CO: Public Health Support and Suncor Refinery • AZ/CO: SW Border Coordination • AS/CA: Seismic Activity • OR: RSV, Influenza Surge, and Homeless State of Emergency • WA: European Green Crabs and Flu & RSV Season	
Surge Capacity Force		
Rostered 7,628	Deployed 0	

N-IMATs	
2-4 Teams Available	
Red	CA
White	FL
Blue	
Gold	
R-IMATs	
4-6 Teams Available	
I	2
II	NJ (Exercise)
III	1
IV-1	FL
IV-2	AL
V	GA
VI-1	Personnel
VI-2	
VII	3
VIII	
IX-1	CA
IX-2	CA
X	Personnel

Fully Mission Capable (FMC)
Partially Mission Capable (PMC)
Not Mission Capable (NMC)
Deployed

REGIONAL BREAKDOWN			
	JFO/VJFO	DR	EM
I	2/0	5	0
II	2/3	5	4
III	0/0	3	0
IV	2/1	10	4
V	2/0	4	0
VI	1/1	2	3
VII	1/1	3	0
VIII	1/1	4	0
IX	0/1	8	0
X	2/1	12	0

Denver, CO
DR-4656/4664-SD
• Closing Jan 27

Sacramento, CA
DR-4683-CA
• MERS
• N-IMAT Red
• RIX IMAT-1/2

Atlanta, GA
DR-4685-GA
• RV IMAT

Lake Mary, FL
DR-4673-FL
• N-IMAT White
• RIV IMAT-1

Clanton, AL
DR-4684-AL
• RIV IMAT-2

Prattville, AL
DR-4684-AL
• MERS

Maxwell AFB, AL
DR-4684-AL
• MERS

Colts Neck, NJ
Exercise (DCE CERTEX)
• RII IMAT

Minor Flooding Impacts

Heavy Snow Poss.

Iso. Flooding Poss.

Localized Flooding Poss.

Severe Wx: Slight to Enhanced Risk

Critical Fire Weather

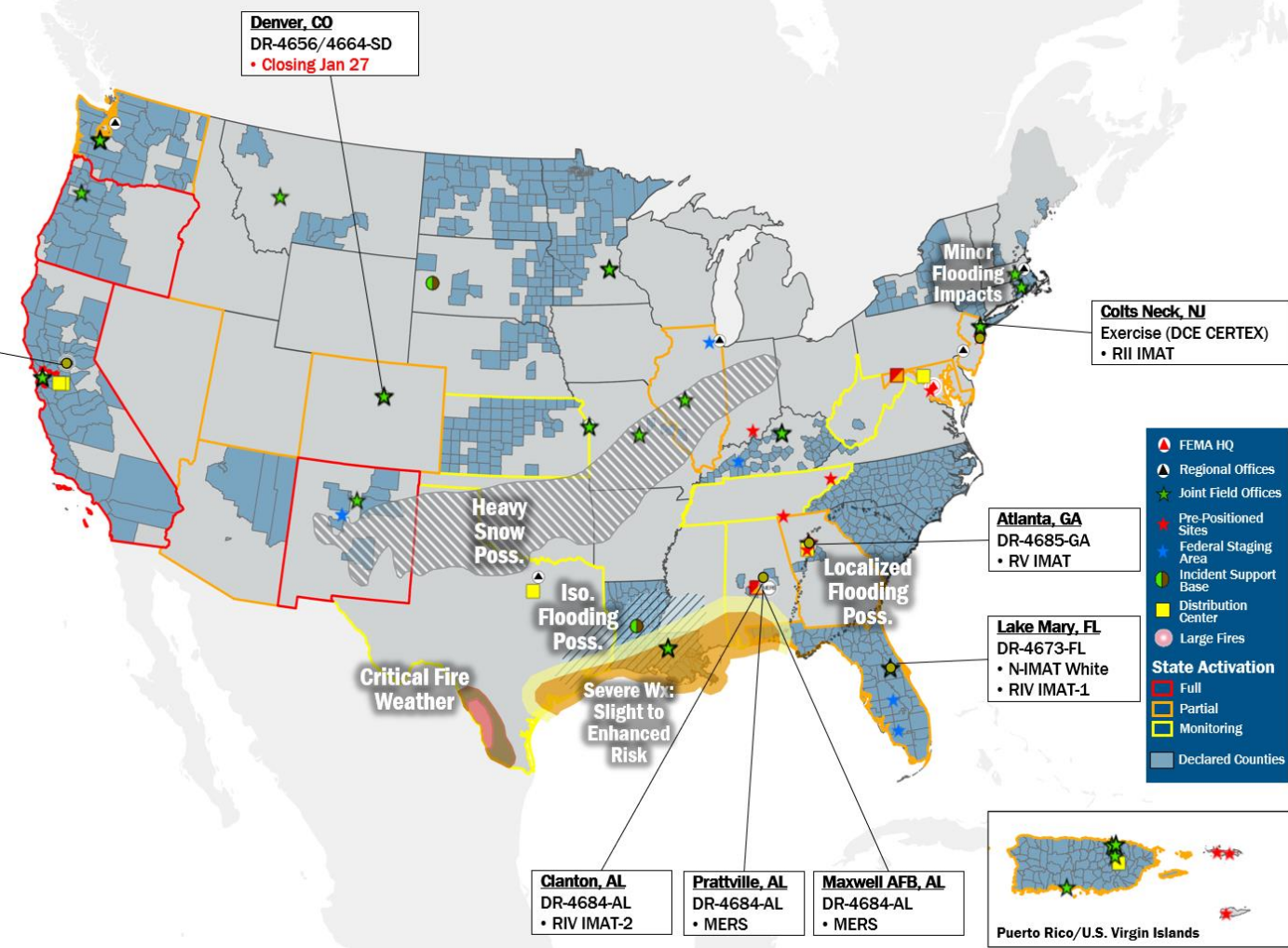
Alaska

Northern Mariana Islands

Guam

American Samoa

Hawaii



IM Workforce

13,334 (+5) Assigned
3,780 (+43) Unavailable
6,081 (-18) Deployed

26% / 3,473 (-20) Available

IM Cadre Availability ≤ 25% Availability

Civil Rights: 9% (11/120); Disability Integration: 8% (5/64); External Affairs: 22% (108/493); Environmental Planning and Historic Preservation: 20% (166/836); Field Leadership: 22% (32/145); Hazard Mitigation: 16% (194/1,236); Human Resources: 20% (32/161); Logistics: 18% (255/1,396); Operations: 18% (66/372); Public Assistance: 17% (360/2,175); Planning: 16% (75/478); Safety: 9% (7/78)

MERS ≥ 66%

36 Assigned
0 Unavailable
3 (+2) Deployed

33 (-2) Available

US&R ≥ 66%

28 Assigned
3 Unavailable
0 Deployed

25 Available

FCO ≤ 1 Type I

50 Assigned
2 Unavailable
41 (27 FCOR) Deployed

7 Available

Joint Preliminary Damage Assessments

Region	State / Location	Incident	IA	Number of Counties		Start - End
			PA	Requested	Complete	
I	ME	Winter Storm; Dec 23-24	IA	0	0	N/A
			PA	8	0	1/9 - TBD
	NH	Winter Storm; Dec 23-25	IA	0	0	N/A
			PA	8	0	1/17 - TBD
	VT	Winter Storm; Dec 23 and continuing	IA	0	0	N/A
			PA	9	0	1/13 - TBD
II	NY	Severe Winter Storm; Dec 23	IA	0	0	N/A
			PA	2	0	1/24 - TBD
IV	TN	Severe Winter Weather; Dec 22-27	IA	0	0	N/A
			PA	13	0	1/19 - TBD
VIII	Standing Rock Sioux Tribe	Winter Storms and Snow Removal; Dec 12-24	IA	0	0	N/A
			PA	1	0	1/23 - TBD
IX	CA	Severe Winter Storms, Flooding, Landslides, and Mudslides; Dec 27 and continuing	IA	6	4	1/15 - TBD
			PA	18	11	1/17 - TBD
	Bear River Band of the Rohnerville Rancheria	Ferndale Earthquake; Dec 20	IA	0	0	N/A
			PA	1	0	1/11 - TBD



FEMA

Declaration Amendments

Declaration	Number	Issued	Action
FEMA-4683-DR-CA	3	Jan 23	Adds 1 county for Individual Assistance



FEMA

Declaration Request – Hawaii

Declaration Type: Major Disaster – HI

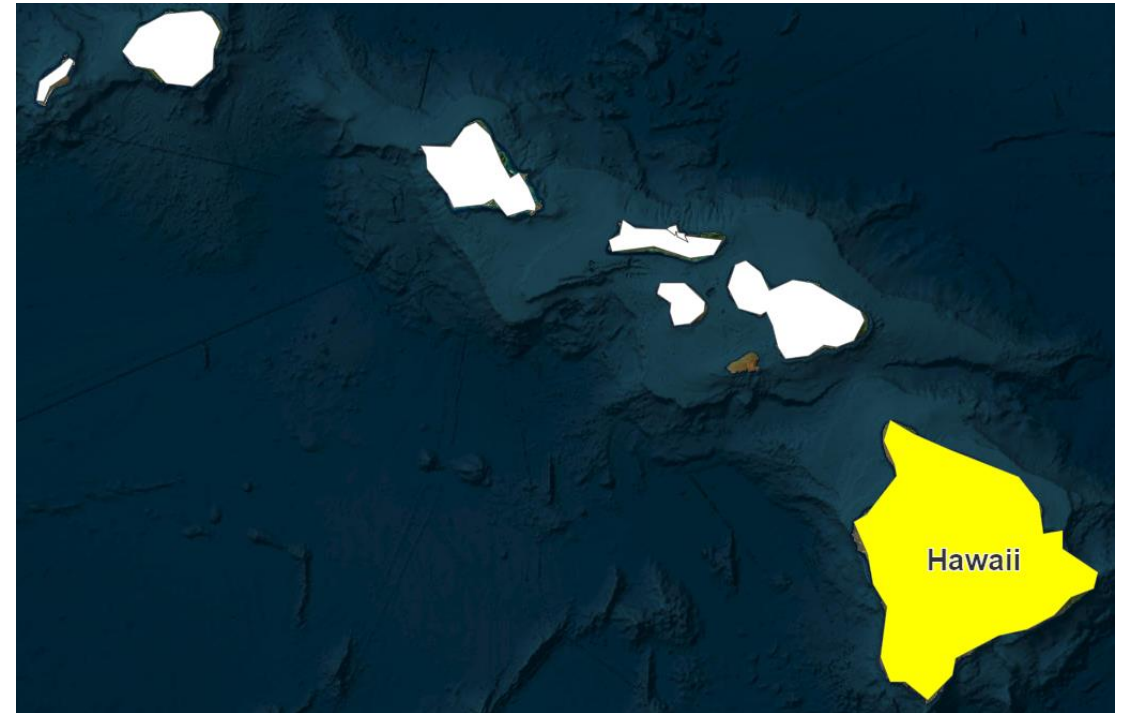
Requested: Jan 20

Incident: Mauna Loa Volcanic Eruption

Incident Period: Nov 27 – Dec 16, 2022

Requested:

- **PA:** 1 county
- **HM:** Statewide



■ PA



FEMA

Declaration Requests in Process – 6

State / Tribe / Territory – Incident Description	Type	IA	PA	HM	Requested
CA – Heat Dome and Wildfires	DR	X	X	X	Oct 26
Choctaw Nation of Oklahoma – Tornadoes	DR		X	X	Jan 3
ND – Severe Winter Storms, Snowstorm, and Straight-line Winds	DR		X	X	Jan 10
Oglala Sioux Tribe – Severe Winter Storms and Snowstorms	DR		X	X	Jan 19
Rosebud Sioux Tribe – Severe Winter Storms	DR		X	X	Jan 13
HI – Mauna Loa Volcanic Eruption	DR		X	X	Jan 20



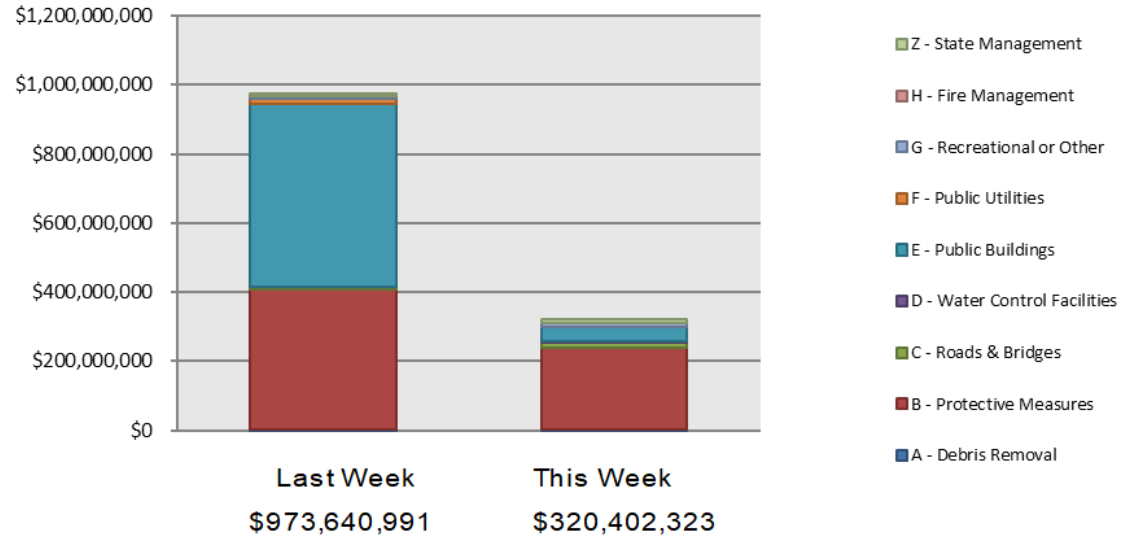
FEMA

Public Assistance Grant Program

PA Project Worksheets Obligated in past week, as of 01/23/2023 at 1500 EDT

PA Category	Emergency Work		Permanent Work				H - Fire Management	Z - State Management	Total	
	A - Debris Removal	B - Protective Measures	C - Roads & Bridges	D - Water Control Facilities	E - Public Buildings	F - Public Utilities				G - Recreational or Other
Number Of PWs Obligated	21	275	97	5	64	12	13	0	65	552
Federal Share Obligated	\$2,201,327.76	\$236,827,344.12	\$16,716,115.51	\$783,015	\$42,117,038.10	\$2,000,613.71	\$11,102,187.45	\$0	\$8,654,681.47	\$320,402,323.20

Public Assistance Obligated per Category 1/9/2023 through 01/23/2023



COVID-19 Obligated as of 01/23/2023

- Total Public Assistance Obligated: \$59,494,442,453

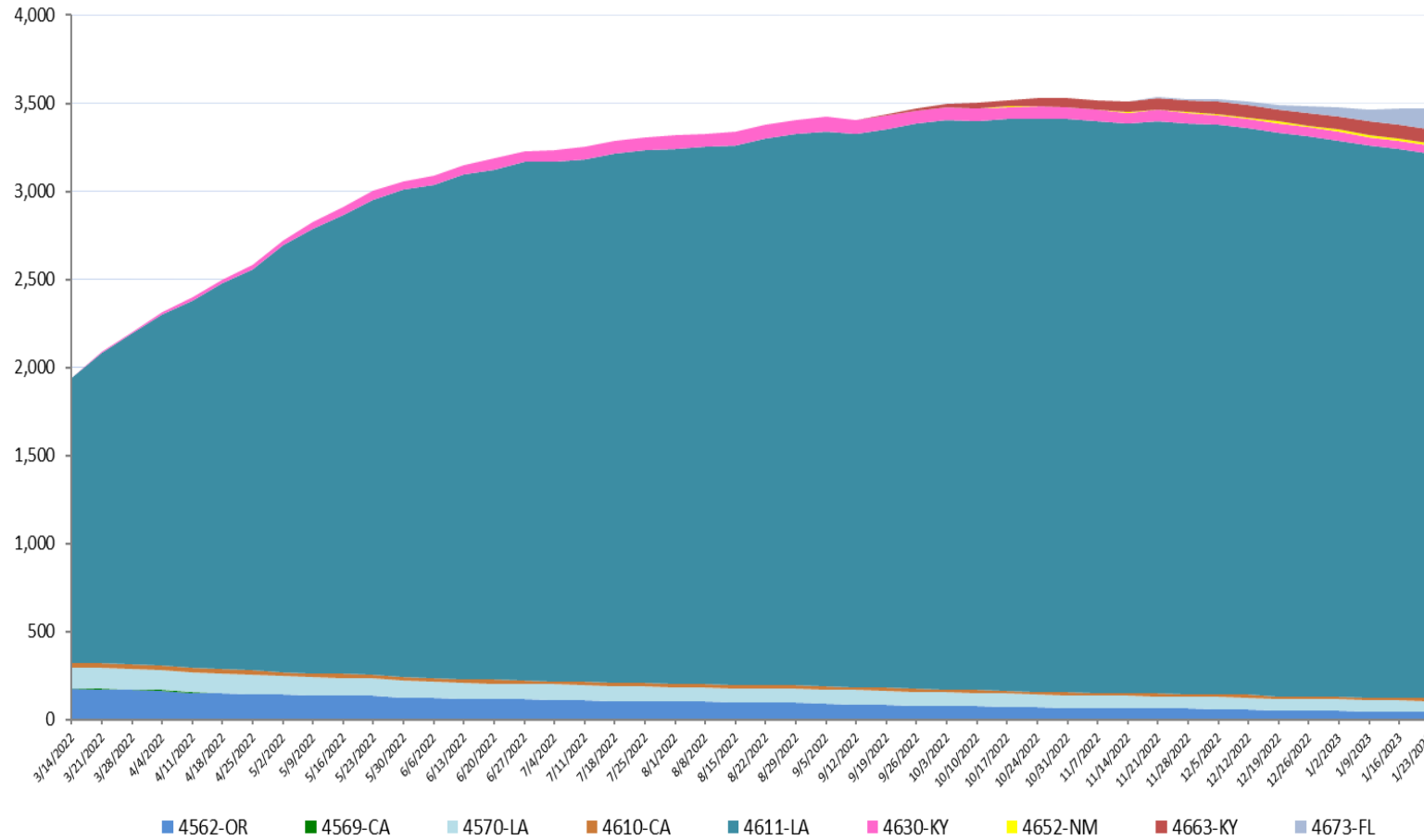
This Week's PA Highlights

- In 4498-CO
\$48 Million obligated for Category B - Protective Measures
- In 4559-LA
\$22 Million obligated for Category B - Protective Measures
- In 4671-PR
\$21 Million obligated for Category B - Protective Measures

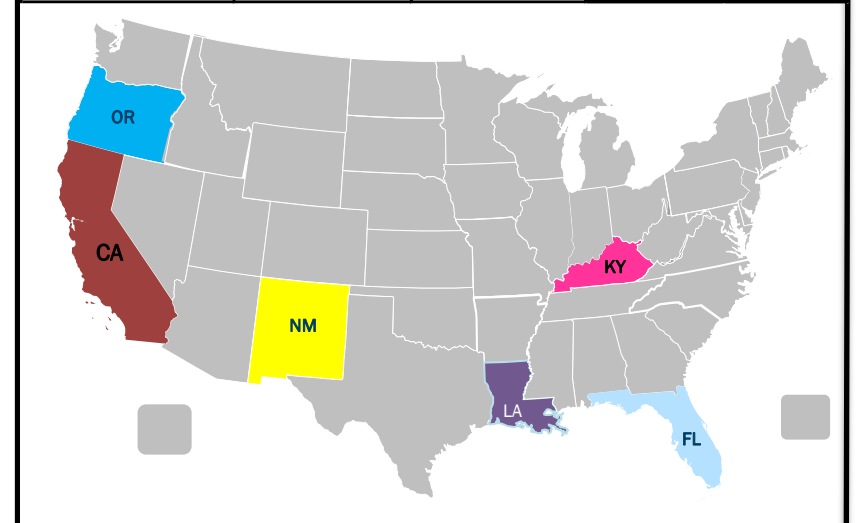
Direct Housing

Total Households in FEMA Direct Housing per State

Past Year per Week, 3/14/2022 – 01/23/2023. There are currently **4,179** Households Occupying **4,205** Temporary Units.



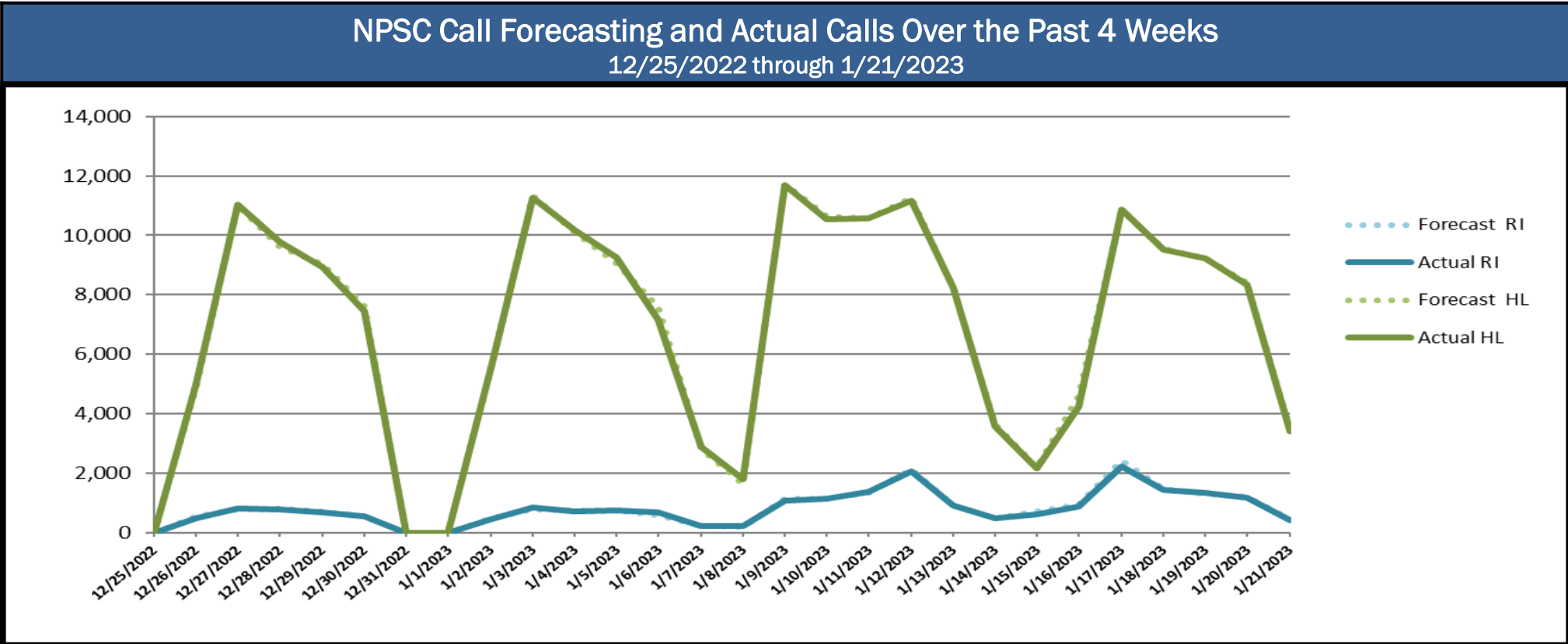
DR	IA Declaration Date	Program End Date	Current # of Households in Direct Housing (Weekly Change)
4673-FL	9/29/2022	3/29/2024	116 (19)
4663-KY	7/29/2022	1/29/2024	81 (1)
4652-NM	5/4/2022	11/4/2023	15 (2)
4630-KY	12/12/2021	6/13/2023	43 (-2)
4611-LA	8/29/2021	2/28/2023	3095 (-24)
4610-CA	8/24/2021	2/24/2023	14 (-1)
4570-LA	10/16/2020	4/16/2022	64 (0)
4562-OR	9/15/2020	3/15/2022	43 (-1)
4559-LA	8/28/2020	2/28/2022	708 (-9)



States with Currently Occupied Units

NPSC Call Activity

NPSC Call Activity in the Past Week 1/15/2023 through 1/21/2023		
Call Type	Projected Calls	Actual Calls
Registration Intake:	7,336	7,204
Helpline:	57,653	57,561
Combined:	64,989	64,765



Individual Assistance Activity

IHP Approved per Category in the Past
2 Weeks – 01/09/2023 through 01/23/2023





FEMA

Helping people before, during, and after disasters.



Scan to subscribe to this briefing.