

FEMA National Watch Center

Daily Operations Briefing

Wednesday, January 22, 2025

8:30 a.m. ET



FEMA

National Current Ops / Monitoring

New Significant Incidents / Ongoing Ops

- No significant events / operations

Hazard Monitoring

- Critical Fire Weather – Southern California
- Mixed Precipitation – Florida and Georgia

Disaster Declaration Activity

- No new declaration activity

Event Monitoring

- No significant events



FEMA

Wildfire Summary

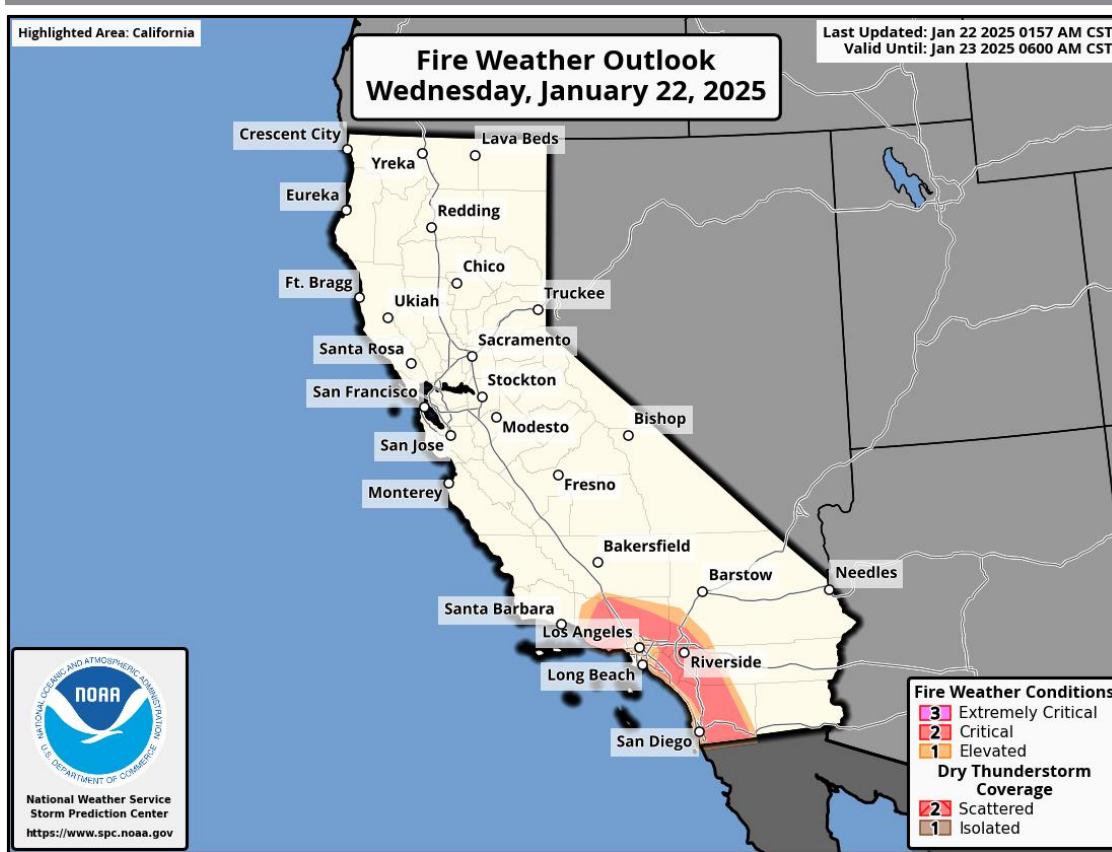
Fire Name (County, ST)	FMAG #	Acres Burned	Percent Contained	Evacuations	Structures (Homes / Other)			Fatalities / Injuries
					Threatened	Damaged	Destroyed	
Palisades (Los Angeles, CA)	5549-FM-CA	23,448 (-265)	65% (+4)	M: 24,600	H: 12,417 (+137)	H: 742 (+45)	H: 5,330 (+249)	11 (+1) / 4
				V: 0	O: 0	O: 135 (+15)	O: 1,197 (+72)	
Eaton (Los Angeles, CA)	5550-FM-CA	14,021	89% (+2)	M: 9,862	H: 6,648	H: 779 (+5)	H: 6,120	17 / 9 (+1)
				V: 0	O: 127	O: 299 (+7)	O: 3,298	

(Evacuations: M = Mandatory / V = Voluntary; Structures: H = Homes and Mixed Commercial/Residential / O = Non-residential Commercial/Other Minor Structures)

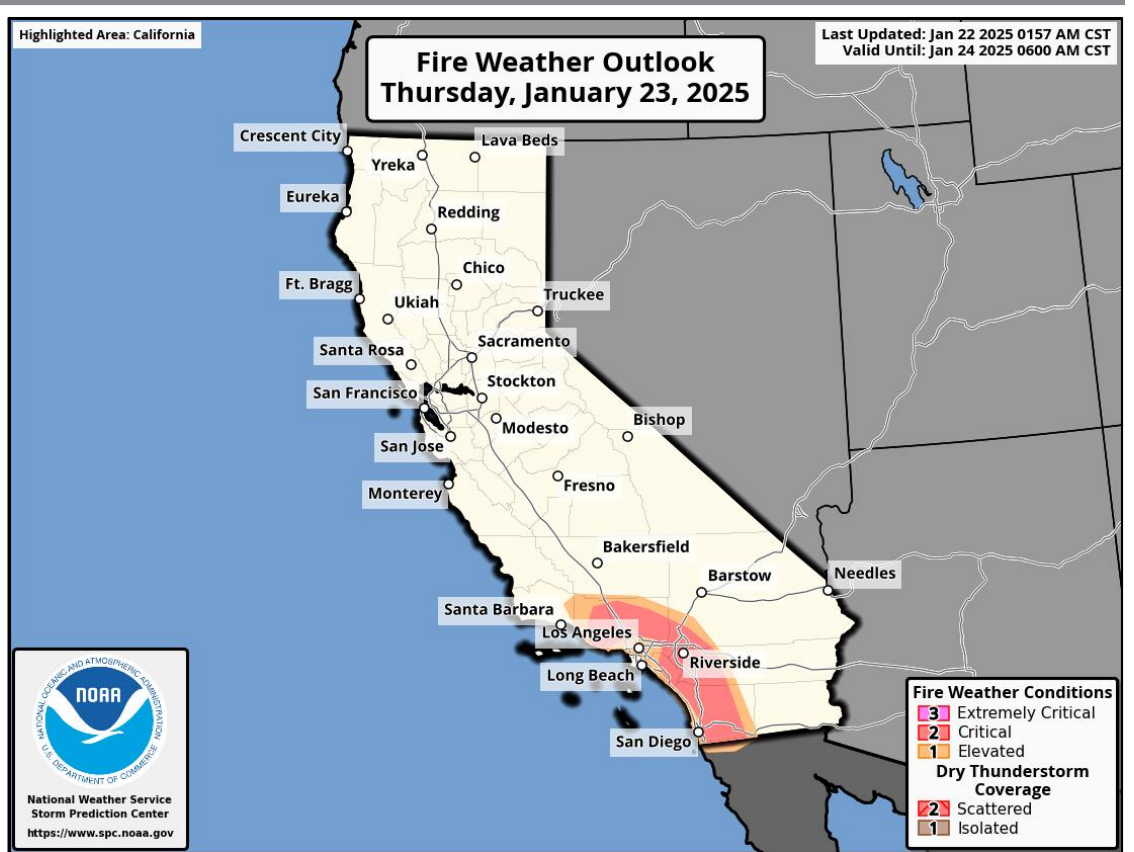


FEMA

Fire Weather Outlook



Today



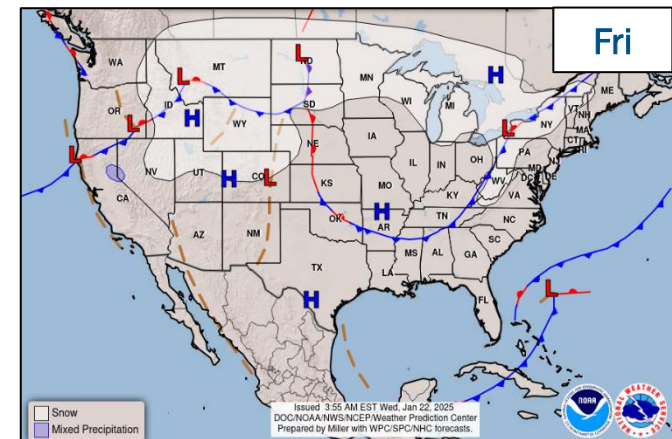
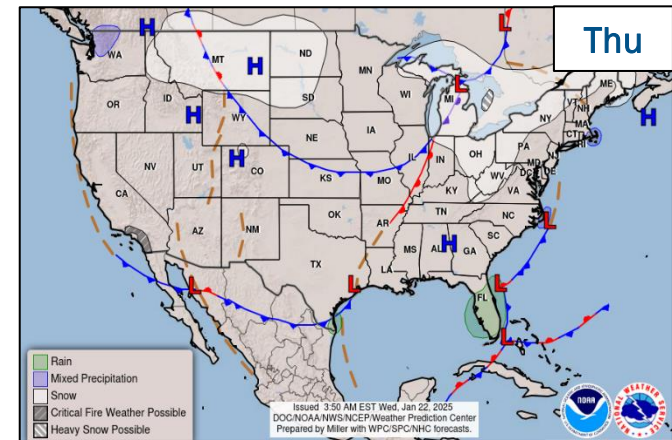
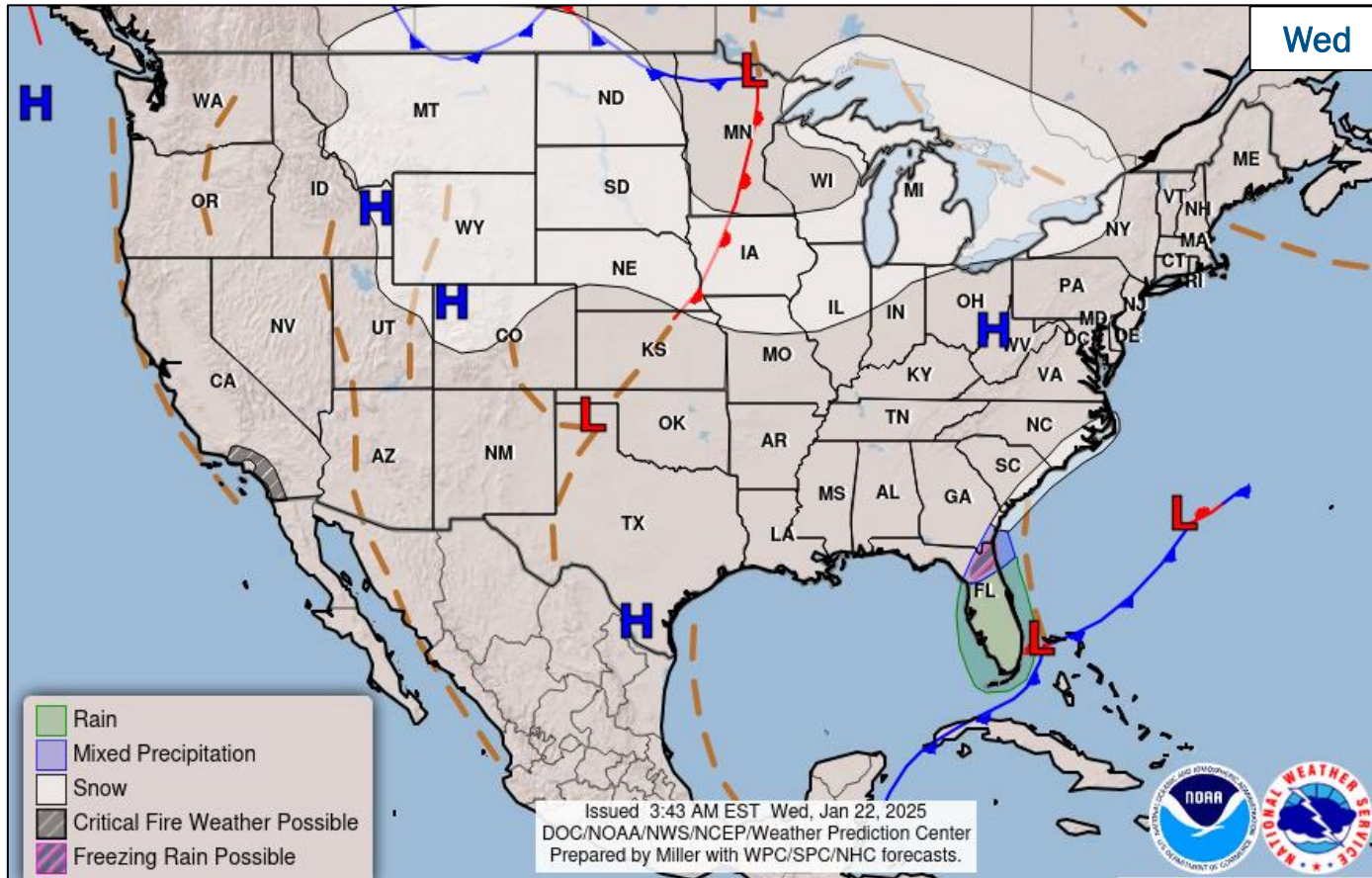
Tomorrow



FEMA

National Watch Center

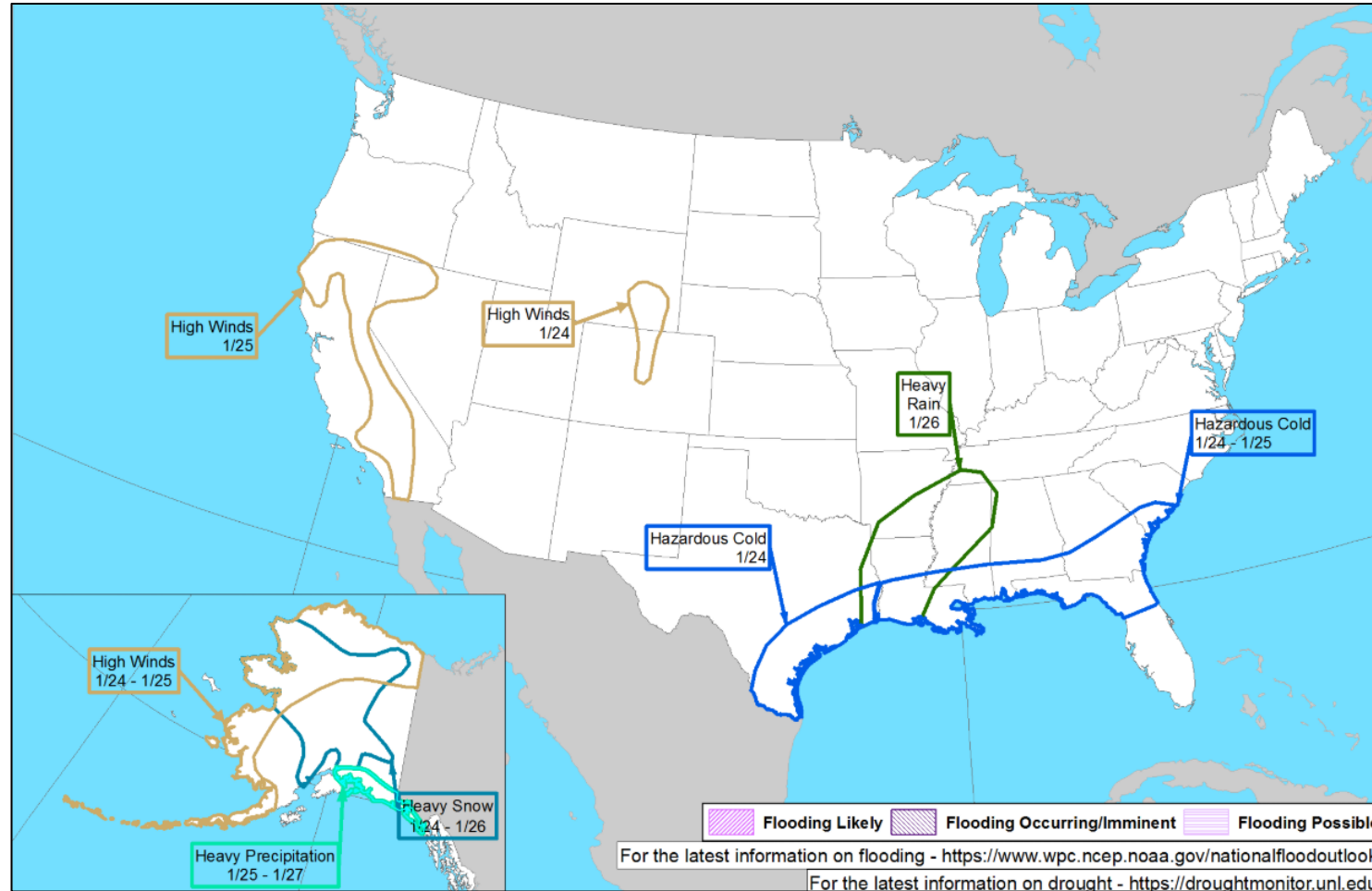
National Weather Forecast



FEMA

National Watch Center

Hazards Outlook – Jan 24-28



FEMA

FEMA Common Operating Picture

31 + **3** Supporting **108** + **10** Major Disasters Emergency Declarations | **16** Direct Housing Missions **26** RSF-Supported Disasters **6** Joint Recovery Offices

Wednesday
January 22, 2025
8:30 a.m. ET

FEMA HQ	
NWC	NRCC
Monitoring	Steady State
FEMA REGIONS	
Watch	RRCC
Monitoring	I Rostered
Monitoring	II Rostered
Monitoring	III Rostered
Alt Location	IV Rostered
Monitoring	V Rostered
Monitoring	VI Rostered
Monitoring	VII Rostered
Monitoring	VIII Rostered
Monitoring	IX Rostered
Monitoring	X Rostered

N-IMATs	
2-5 Teams Available	
Red	
White	NC (Sep 30)
Blue	
Gold	
HS	Reconstituting

R-IMATs	
≥7 Teams Available	
I	VT (Jan 6)
II	USVI (Oct 30)
III	Reconstituting
IV-1	GA (Oct 5)
IV-2	
V	
VI-1	
VI-2	3/Personnel
VII	2/Personnel
VIII	SD (Nov 18)
IX-1	CA (Jan 8)
IX-2	AZ (Oct 8)
X	1

Notes:

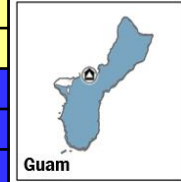
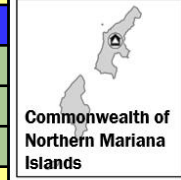
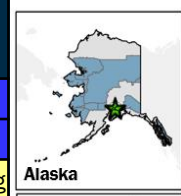
NRCC/RWCs/RRCCs:
• R-IV RWC: Winter Weather

State EOCs:
• HI/CA/UT: Wildfires
• CO/NV/VA/MD/GA/TN/TX/LA/NM/MS/AL/KY/SC/NC/FL: Winter Weather
• FL: TC Milton
• FL/NC/VA: TC Helene
• DC/WY/VA/NM/KY/MD: Inauguration
• NJ: Police Travel

Volunteer Force	
Rostered	Deployed
7,860	0
Surge Capacity Force	
Rostered	Deployed
9,001	13

Fully Mission Capable (FMC)
Partially Mission Capable (PMC)
Not Mission Capable (NMC)
Deployed

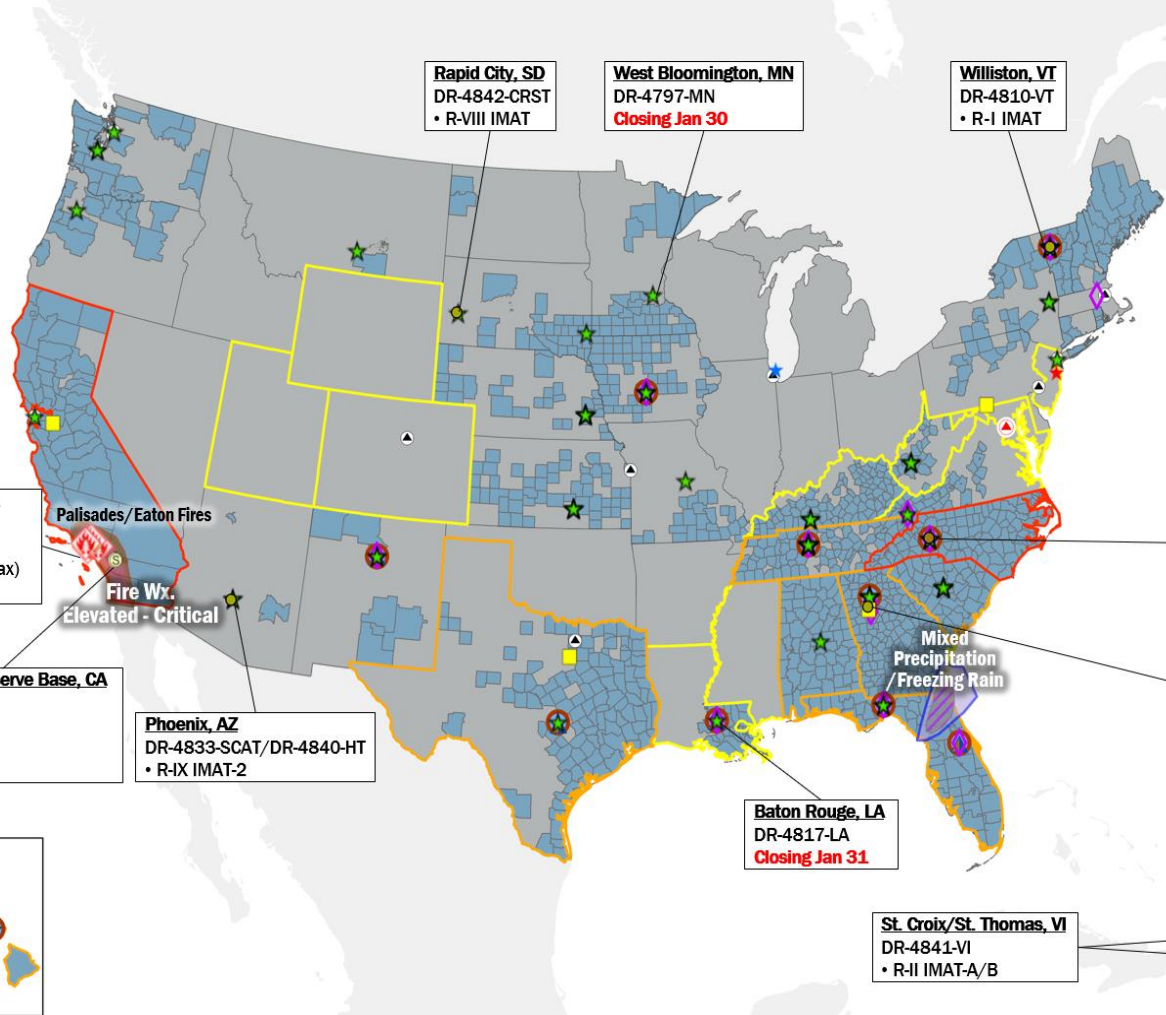
REGIONAL BREAKDOWN				
JFO/VJFO	DR	EM	JRO	
I	3/0	18	2	0
II	3/1	8	0	2
III	2/0	6	1	0
IV	7/0	28	7	1
V	1/0	1	0	0
VI	3/0	6	0	3
VII	4/0	14	0	0
VIII	3/0	4	0	0
IX	2/1	9	0	0
X	3/1	14	0	0



Pasadena, CA
DR-4856-CA
• R-IX IMAT-1
• MERS (14 Pax)
Rose Bowl

March Air Reserve Base, CA
DR-4856-CA
• ISB Alpha
• SMT Bothell
• SMT Tracy

Phoenix, AZ
DR-4833-SCAT/DR-4840-HT
• R-IX IMAT-2



- FMAG
- FEMA HQ
- Regional Offices
- Joint Field Offices
- Joint Recovery Offices
- Direct Housing Mission
- Active RSF Missions
- Pre-Positioned Sites
- Federal Staging Area
- Incident Support Base
- Distribution Center
- Temporary Housing Storage Area/Site
- Large Fires
- Staging Management Team
- State Activation
 - Full
 - Partial
 - Monitoring
 - Declared
 - Counties

IM Workforce

14,414 (+14) Assigned
4,778 (-77) Unavailable
7,199(-13) Deployed
17% / 2,437 (-50) Available

IM Cadre Availability

16 Cadres ≤ 25% Availability

Disability Integration: 20% (8/40); External Affairs: 17% (95/544); Environmental Planning and Historic Preservation: 15% (134/867); Field Leadership: 13% (19/150); Financial Management: 24% (56/235); Hazard Mitigation: 9% (107/1,223); Human Resources: 14% (27/187); Individual Assistance: 13% (366/2,746); Interagency Recovery Coordination: 23% (77/335); Information Technology: 17% (123/717); Logistics: 4% (73/1,676); Operations: 18% (66/369); Public Assistance: 13% (306/2,308); Planning: 7% (33/462); Safety: 12% (11/95); Security: 12% (17/138)

MERS
≥ 66%

36 Assigned
0 Unavailable
2 (-1) Deployed
34 (+1) Available

US&R
≥ 66%

28 Assigned
8 Unavailable
0 Deployed
20 Available

FCO
≤ 1 Type I

55 Assigned
7 Unavailable
48 (28 FCO) Deployed
0 Available

Joint Preliminary Damage Assessments

Region	State / Location	Incident	IA	Number of Counties		Start - End
			PA	Requested	Complete	
IV	KY	Winter Storm Jan 4 and continuing	IA	0	0	N/A
			PA	76	23	1/17 - TBD
VI	OK	Severe Weather Nov 2-4	IA	6	6	11/19 - 11/24
			PA	10	0	1/7 - TBD



FEMA

Declaration Requests in Process – 6

State / Tribe / Territory – Incident Description	Type	IA	PA	HM	Requested
NY – Severe Storms, Tornadoes, Straight-line Winds, and Flooding	EM		X		Jul 20
CA – Park and Borel Fires (Appeal)	DR	X	X	X	Dec 2
OK – Severe Storms, Straight-line Winds, Tornadoes, and Flooding	DR	X		X	Dec 20
LA – Terrorist Attack	EM	X	X		Jan 2
WI – Lack of Snow (SBA) Economic Injury Loan	DR	X			Jan 13
WA – Severe Storms, Straight-line Winds, Flooding, Landslides, and Mudslides	DR		X	X	Jan 14



FEMA



FEMA

Helping people before, during, and after disasters.



Scan to subscribe to this briefing.