

FEMA National Watch Center

Daily Operations Briefing

Monday, January 22, 2024

8:30 a.m. ET



FEMA

National Current Ops / Monitoring

New Significant Incidents / Ongoing Ops

- No significant incidents/operations

Hazard Monitoring

- Freezing Rain – Northern Intermountain and Southern Plains to the Great Lakes
- Heavy Snow – California
- Heavy Rain/Flash Flooding – Southern Plains to the Lower Mississippi Valley

Disaster Declaration Activity

- No new declaration activity

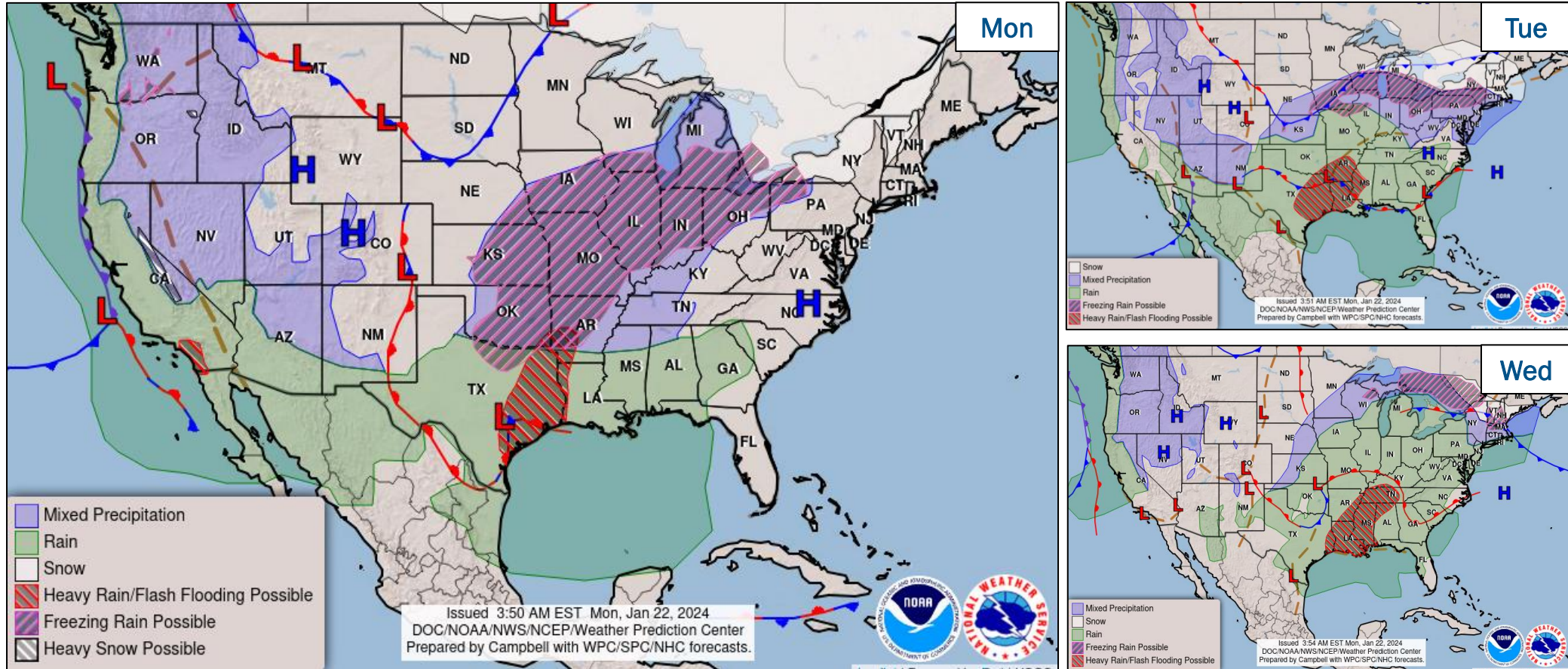
Event Monitoring

- No significant events



FEMA

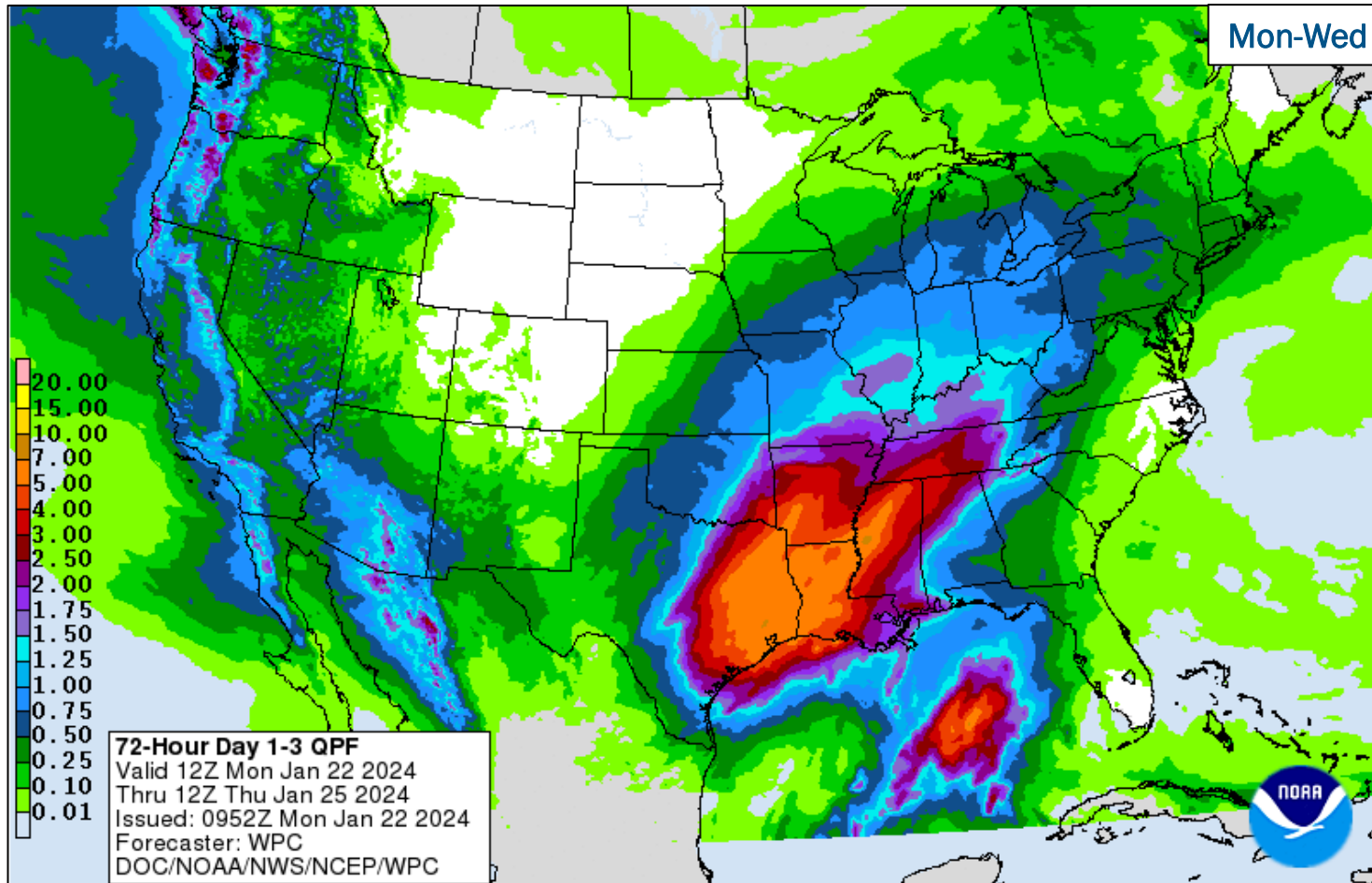
National Weather Forecast



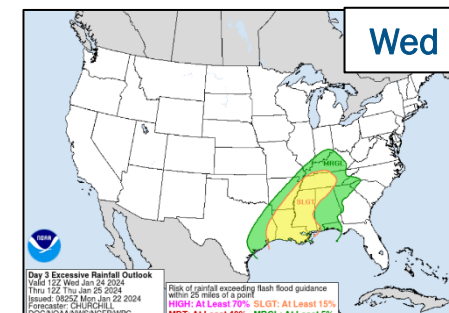
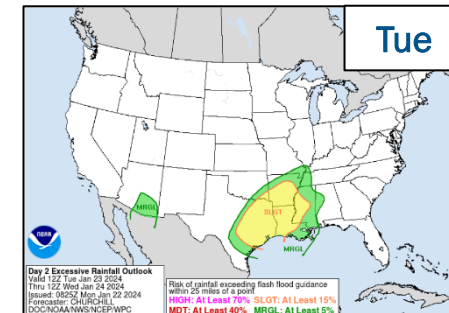
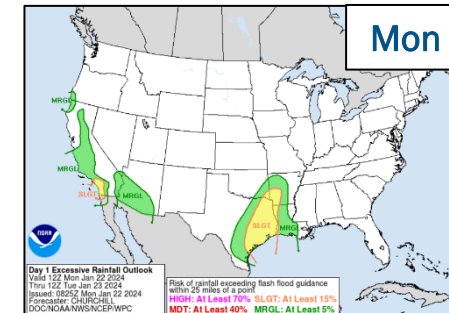
FEMA

National Watch Center

Precipitation & Excessive Rainfall

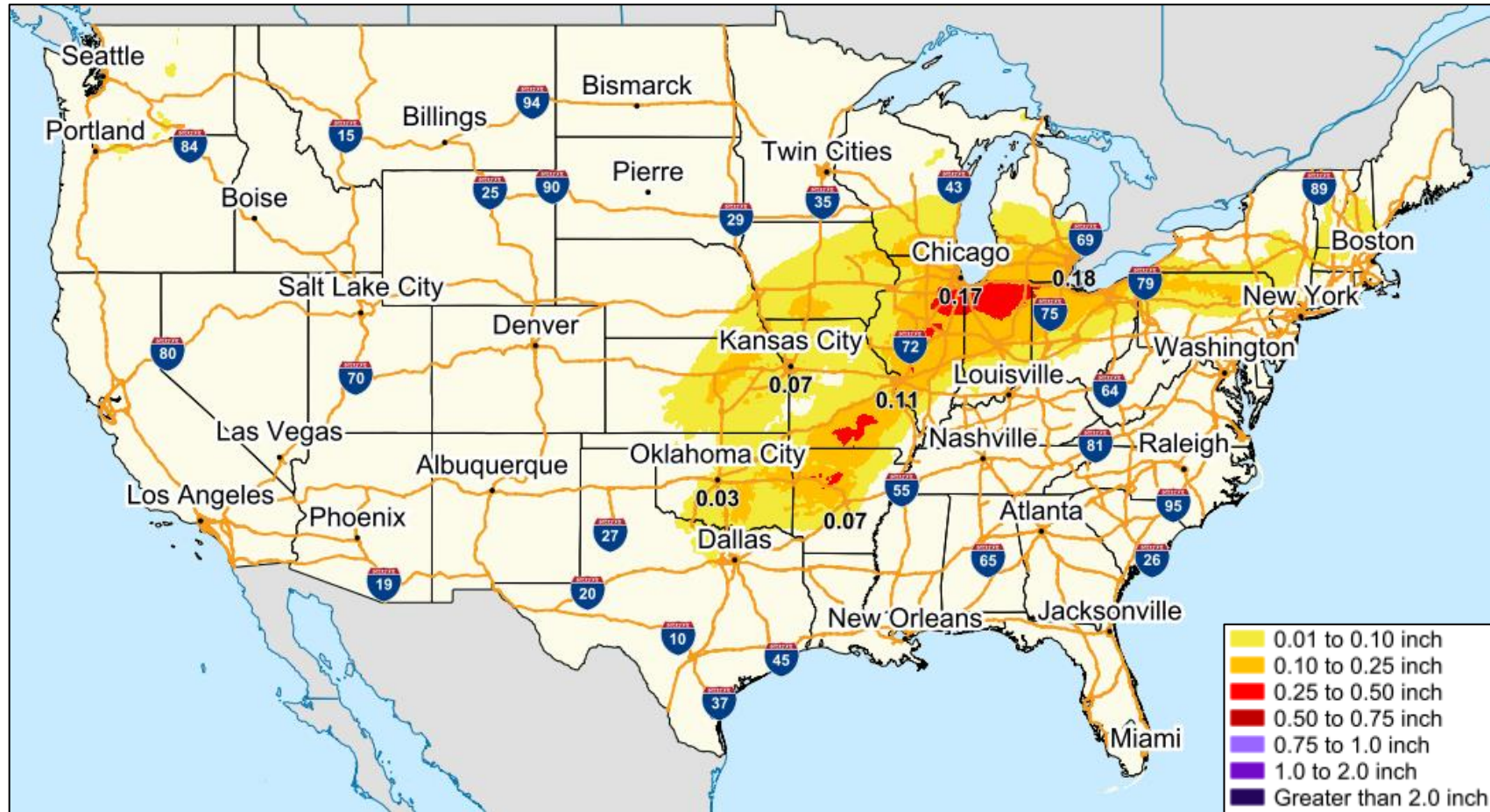


Mon-Wed



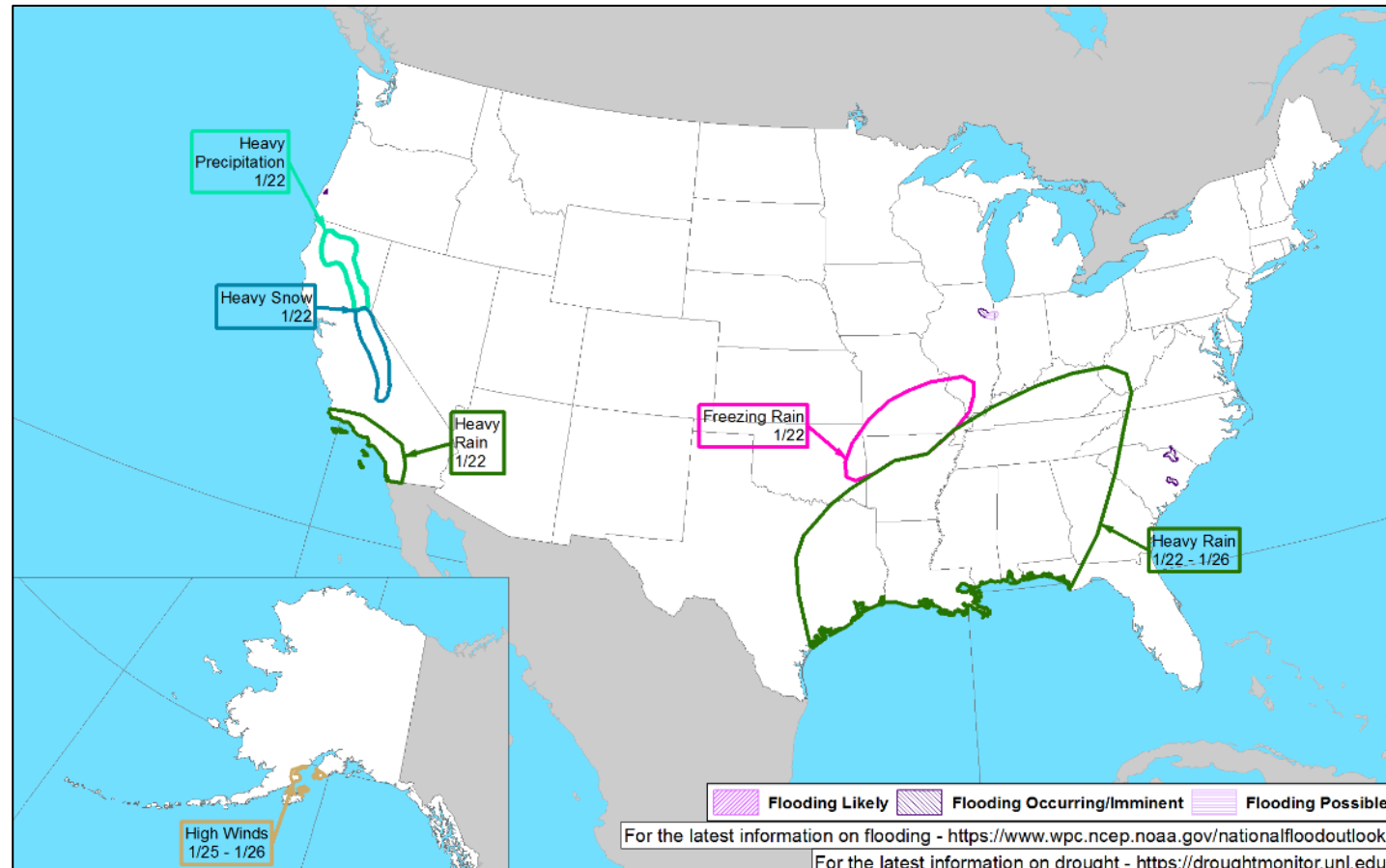
FEMA

Ice Accumulation Forecast



FEMA

Hazards Outlook – Jan 22-26



FEMA

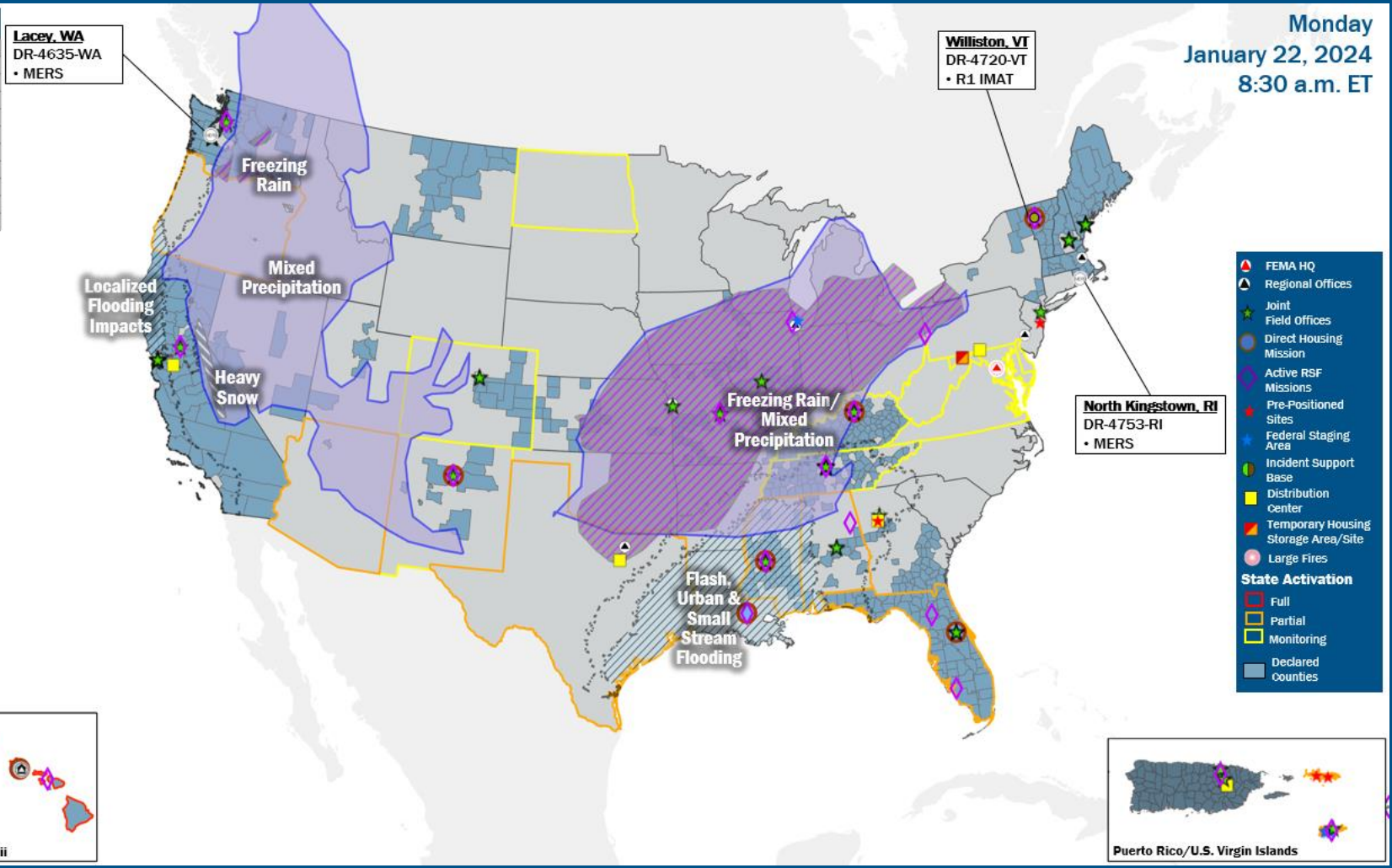
FEMA Common Operating Picture

19 + 5 Joint Field Offices Virtual Joint Field Offices Supporting
70 + 5 Major Disasters Emergency Declarations
12 Direct Housing Missions
34 RSF-Supported Disasters

Monday
 January 22, 2024
 8:30 a.m. ET

FEMA HQ	
NWC	NRCC
Monitoring	Activated
FEMA REGIONS	
Watch	RRCC
Monitoring	I Rostered
Monitoring	II Rostered
Monitoring	III Rostered
Monitoring	IV Rostered
Monitoring	V Rostered
Alt Location	VII Rostered
Monitoring	VIII Rostered
Monitoring	IX Rostered
Monitoring	X Rostered
Notes:	
RWCs/RRCCs/IMATs:	STATE EOCs:
NRCC: Sustained Ops	AL/CO/FL/ND
RVII RWC: Winter Weather	TN/MS/VA/MD/OR/NM/WV/DE
	Severe Weather
	FL: TC Idalia
	TX: Ongoing Threats
	AZ/CO: SW Border
	HI: Wildfires
	KY: Winter Weather
	DC: Boil Water Advisory
Volunteer Force	
Rostered 7,587	Deployed 132
Surge Capacity Force	
Rostered 8,386	Deployed 0

REGIONAL BREAKDOWN			
	JFO/VJFO	DR	EM
I	4/0	11	3
II	3/1	3	1
III	0/0	0	0
IV	5/1	21	1
V	1/0	2	0
VI	1/0	1	0
VII	2/0	3	0
VIII	1/0	4	0
IX	1/1	17	0
X	1/2	8	0



IM Workforce

13,693 Assigned
 3,950 (-40) Unavailable
 4,819 (-14) Deployed

36% / 4,924 (+54) Available

IM Cadre Availability

5 Cadres ≤ 25% Availability

Environmental Planning and Historic Preservation: 22% (175/813);
 Field Leadership: 24% (35/146); Hazard Mitigation: 24% (291/1,216);
 Public Assistance: 19% (413/2,167); Planning: 20% (92/469)

MERS

> 66%

36 Assigned
 0 Unavailable
 0 Deployed

36 Available

US&R

> 66%

28 Assigned
 1 Unavailable
 0 Deployed

27 Available

FCO

≤ 1 Type I

49 Assigned
 5 Unavailable
 35 (22 FCOR) Deployed

9 Available

Joint Preliminary Damage Assessments

Region	State / Location	Incident	IA	Number of Counties		Start - End
			PA	Requested	Complete	
I	NH	Flooding Dec 17 and continuing	IA	0	0	N/A
			PA	10	0	1/2 - TBD
	ME	Flooding Dec 18-21	IA	0	0	N/A
			PA	10	9	12/29 - TBD
	VT	Flooding Dec 17-19	IA	0	0	N/A
			PA	10	0	1/2 - TBD
IV	FL	Severe Storms and Tornadoes Jan 8-12	IA	3	3	1/16 - 1/18
			PA	3	1	1/16 - TBD
	SC	Severe Storms and Tornadoes Jan 9	IA	1	0	1/24 - TBD
			PA	N/A	N/A	N/A
VIII	ND	Severe Storms Dec 25-27	IA	0	0	N/A
			PA	15	5 (+5)	1/17 - TBD
X	AK	Diomedes City Hall Collapse Nov 26-27	IA	0	0	N/A
			PA	1	0	1/18 - TBD
	WCA* (AK)	Extreme Weather, Flooding, and Landslides Nov 20	IA	1	1 (+1)	1/17 - 1/21
			PA	1	1 (+1)	1/17 - 1/21

*Wrangell Cooperative Association



FEMA

National Watch Center

Declaration Requests in Process – 10

State / Tribe / Territory – Incident Description	Type	IA	PA	HM	Requested
OH – Train Derailment	DR	X	X	X	Jul 3
Inupiat Community of the Arctic Slope (ICAS) – Severed Undersea Fiber Optic Line – APPEAL	EM		X		Aug 23
WA – Wildfires	DR	X	X	X	Oct 4
MI – Severe Storms, Tornadoes, and Flooding	DR	X	X	X	Oct 18
KY – Severe Storms, Tornadoes, Straight-Line Winds, and Flooding – APPEAL	DR	X			Oct 23
WV – Severe Storms, Flooding, Landslides, and Mudslides	DR	X		X	Oct 25
NY – Severe Storm and Flooding	DR		X	X	Nov 29
MA – Severe Storms and Flooding	DR	X	X	X	Dec 11
AK – Severe Storms, Flooding, and Landslides	DR	X	X	X	Jan 8
ME – Severe Storm and Flooding	DR	X	X	X	Jan 16



FEMA



FEMA

Helping people before, during, and after disasters.



Scan to subscribe to this briefing.