

FEMA National Watch Center

# Daily Operations Briefing

Sunday, January 22, 2023

8:30 a.m. ET



**FEMA**

# National Current Ops / Monitoring

---

## New Significant Incidents / Ongoing Ops

- No significant incidents / operations

## Hazard Monitoring

- Heavy snow – Northern Intermountain, Northern Plains, and Northeast
- Freezing rain – Southern Appalachians to Northeast

---

## Disaster Declaration Activity

- No new declaration activity

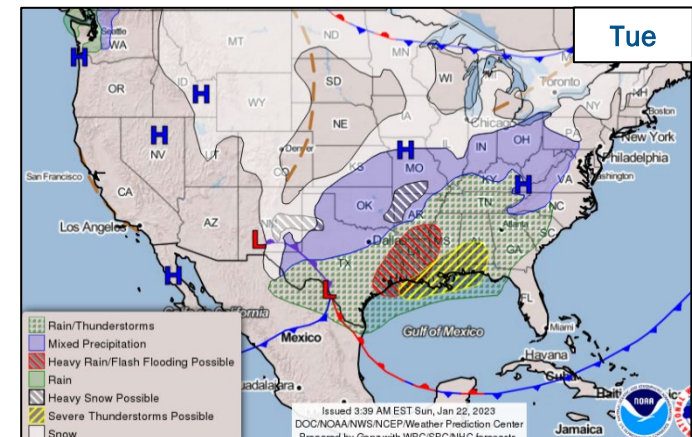
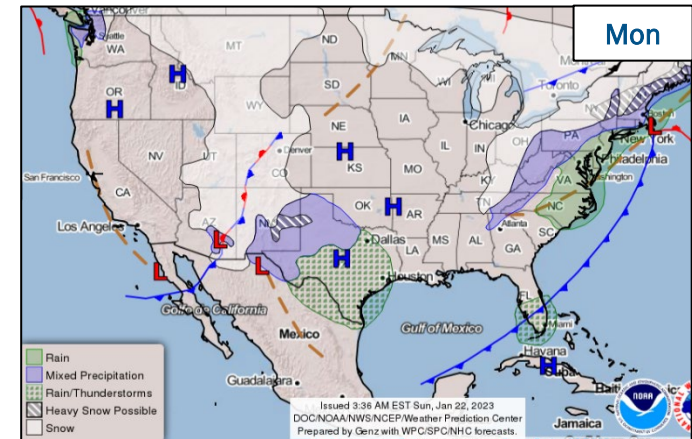
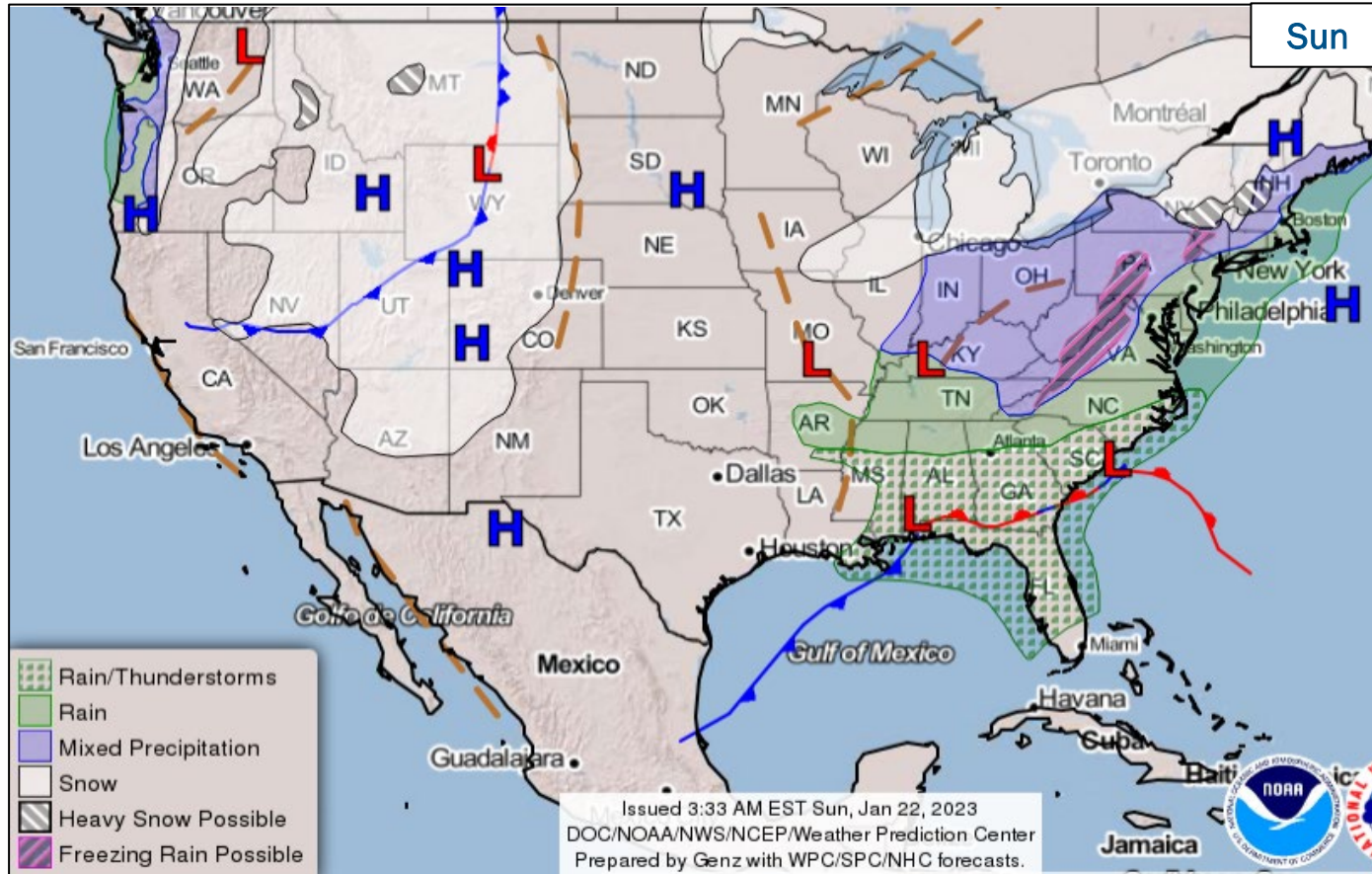
## Event Monitoring

- 2023 State of the Union – Washington DC – Feb 7



**FEMA**

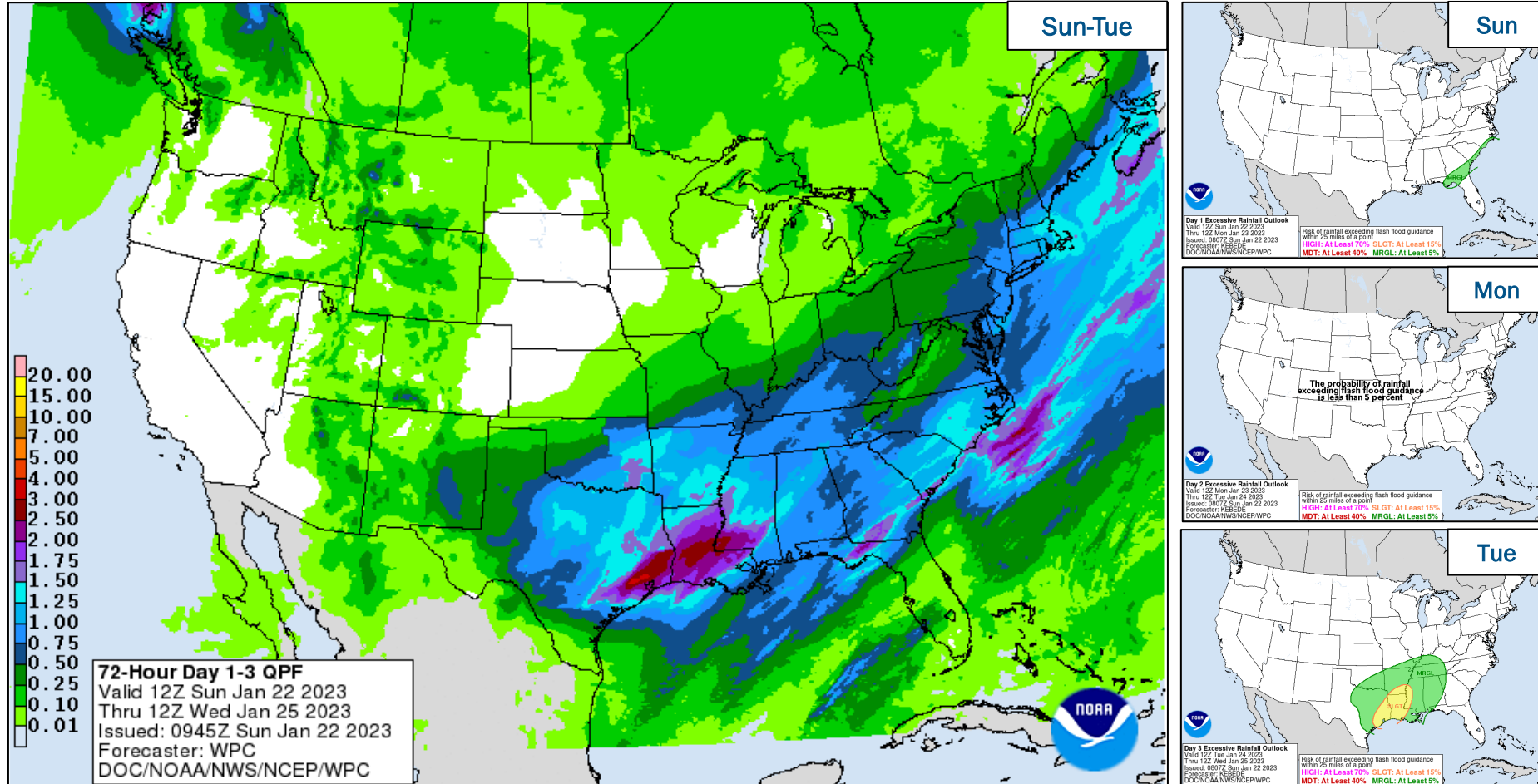
# National Weather Forecast



FEMA

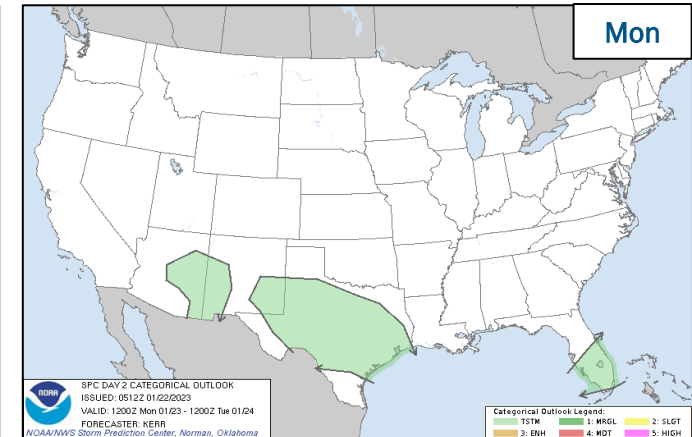
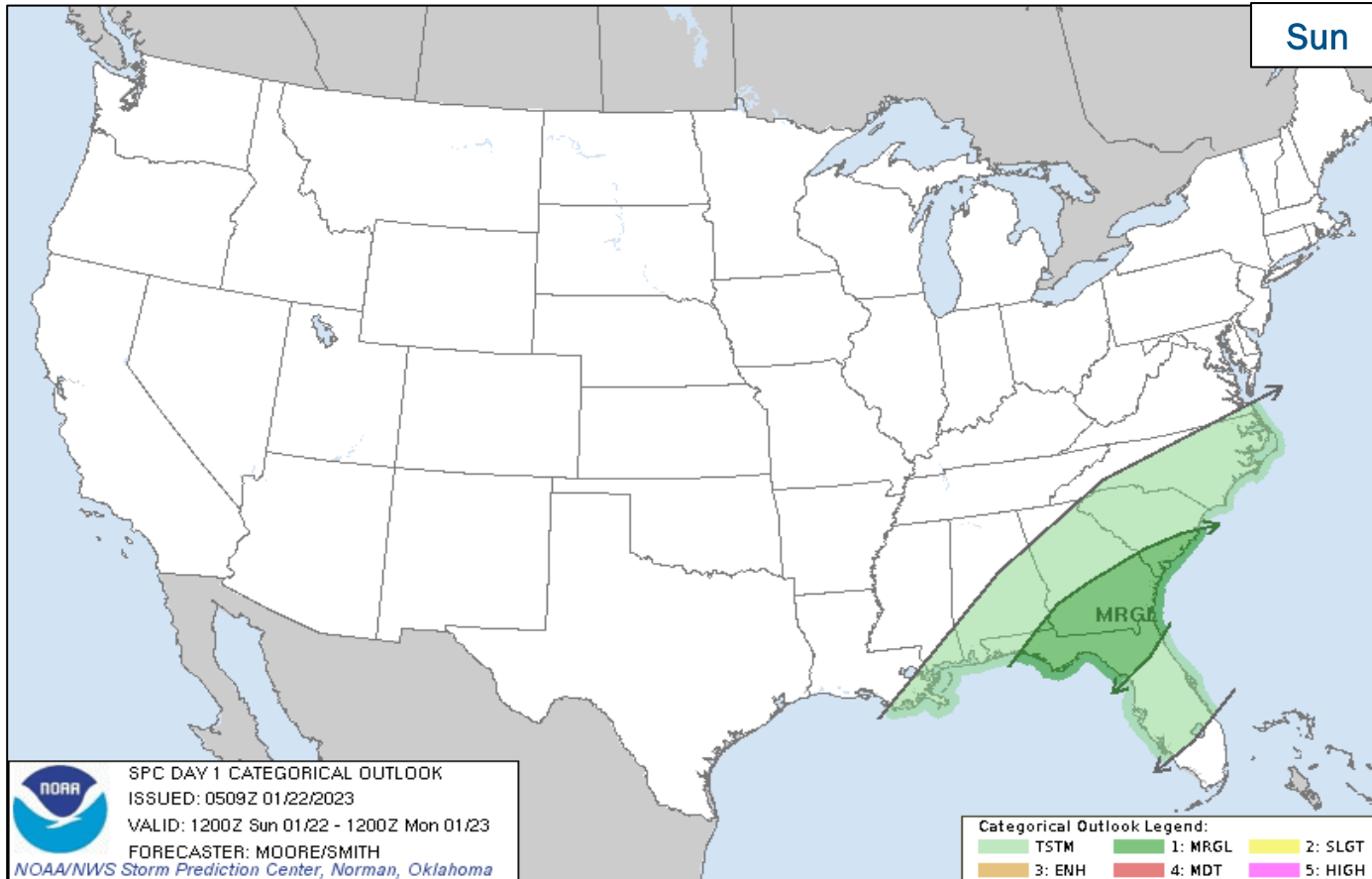
National Watch Center

# Precipitation & Excessive Rainfall



FEMA

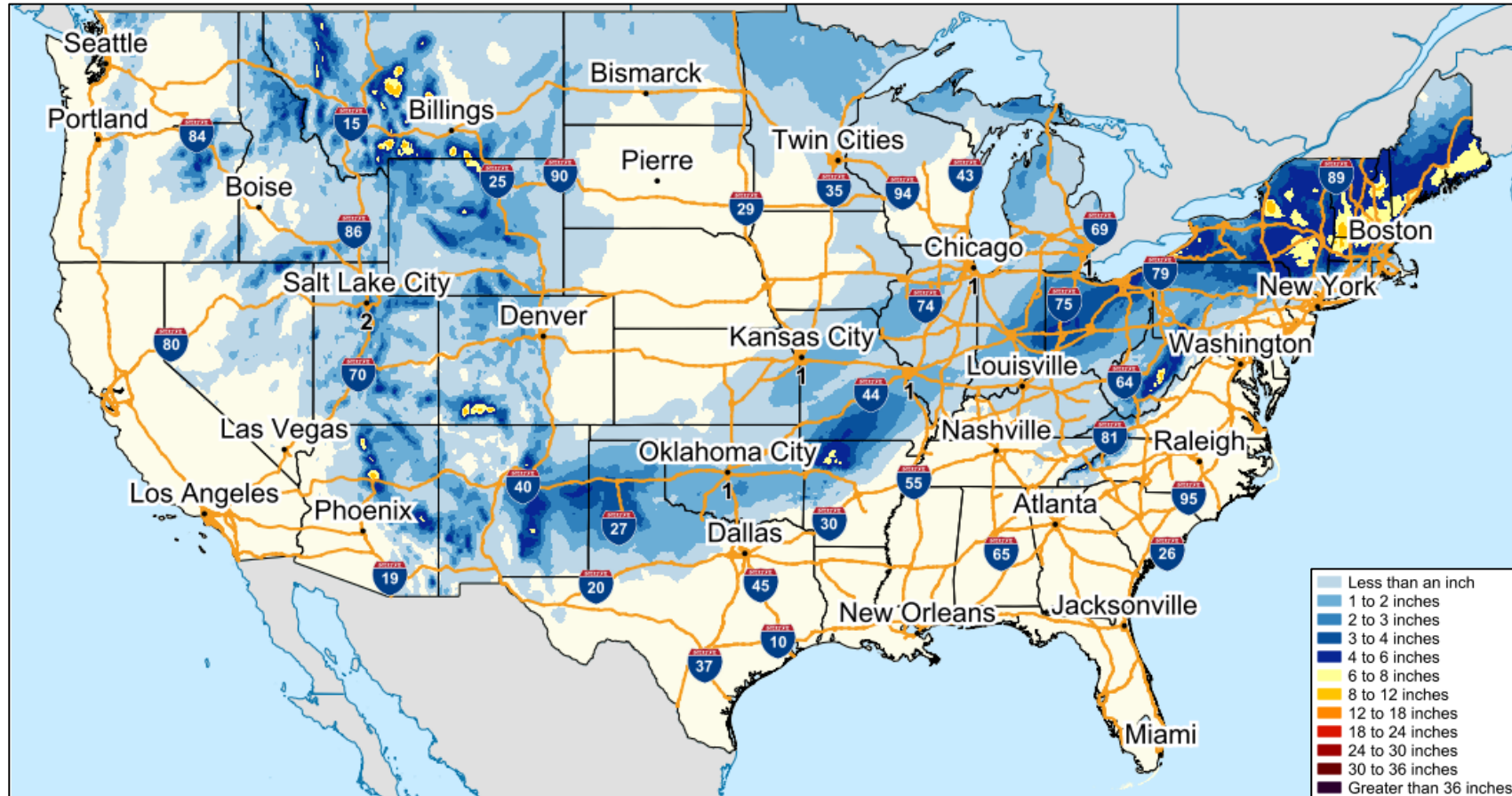
# Severe Weather Outlook



FEMA

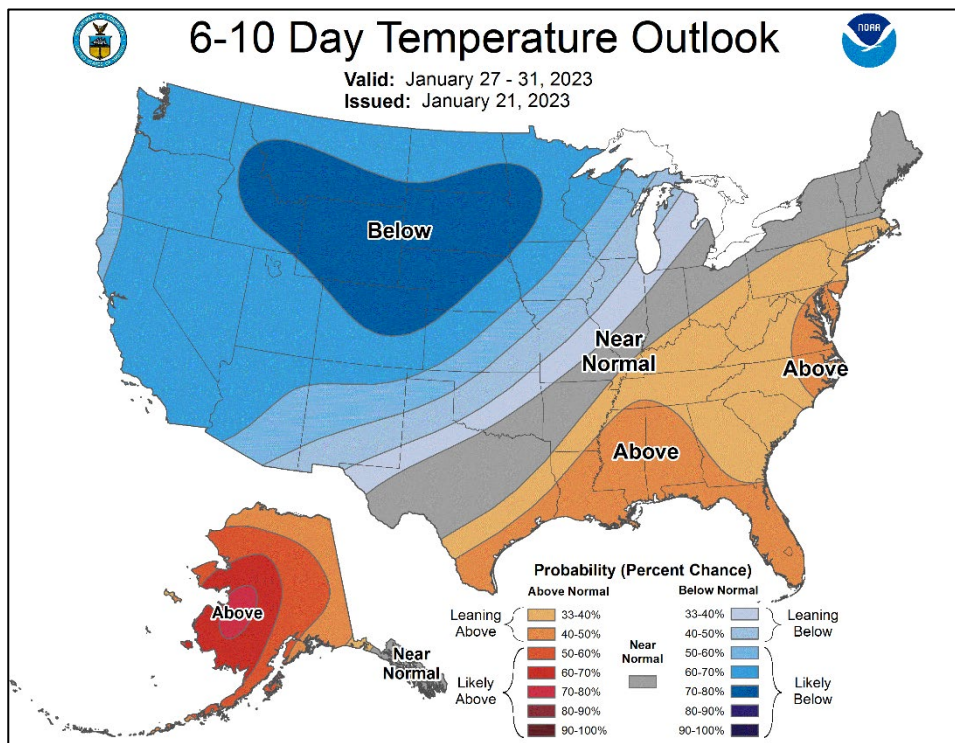
National Watch Center

# Snowfall Forecast

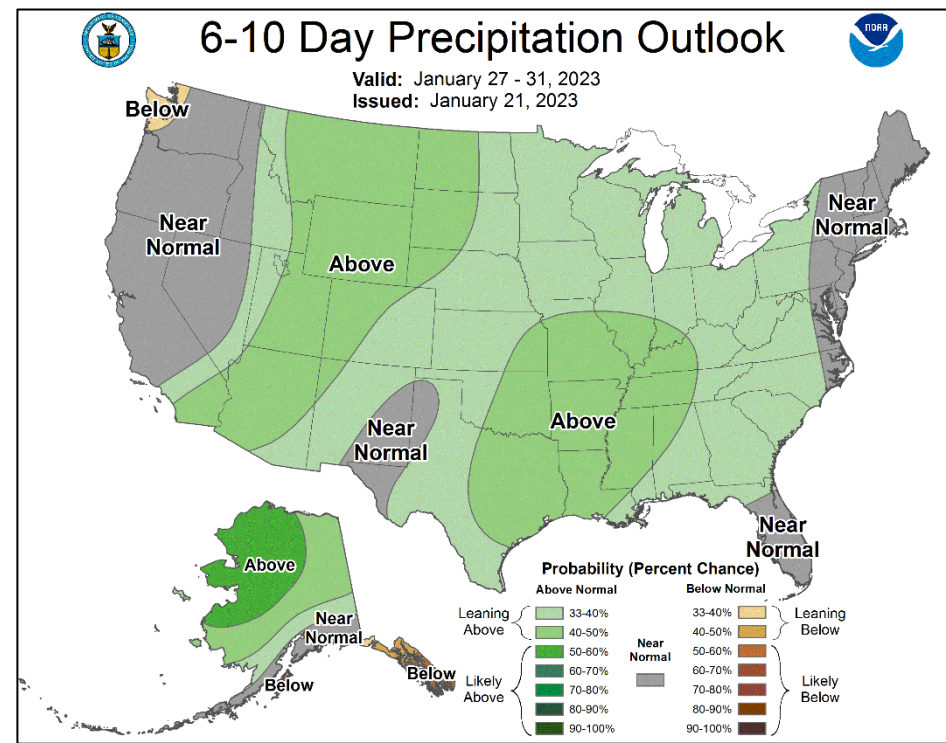


FEMA

# Long Range Outlooks – Jan 27-31



6-10 Day Temperature Probability



6-10 Day Precipitation Probability



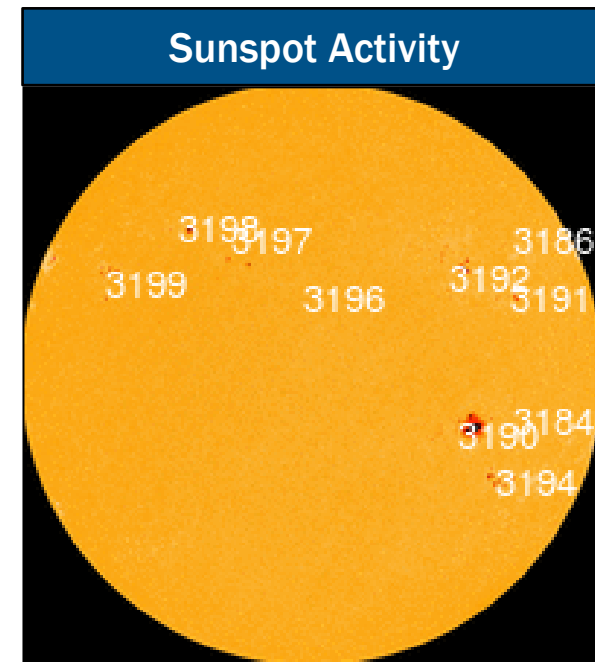

FEMA

National Watch Center

# Space Weather Outlook

	Space Weather Activity	Geomagnetic Storms	Solar Radiation	Radio Blackouts
Past 24 Hours	None	None	None	None
Next 24 Hours	Minor	None	None	R1

For further information on NOAA Space Weather Scales refer to: <http://www.swpc.noaa.gov/noaa-scales-explanation>  
 For further information on Sunspot Activity refer to: <https://www.swpc.noaa.gov/phenomena/sunspotssolar-cycle>



FEMA



# FEMA Common Operating Picture

**13**  
Joint Field  
Offices

**9**  
Virtual Joint  
Field Offices

**56**  
Major  
Disasters

**11**  
Emergency  
Declarations

Sunday  
January 22, 2023  
8:30 a.m. ET

FEMA HQ		
NWC	NRCC	
Monitoring	Rostered	
FEMA REGIONS		
Watch	RRCC	
Monitoring	I	Rostered
Monitoring	II	Rostered
Monitoring	III	Rostered
Monitoring	IV	Rostered
Monitoring	V	Rostered
Monitoring	VI	Rostered
Monitoring	VII	Rostered
Monitoring	VIII	Rostered
Monitoring	IX	Rostered
Monitoring	X	Rostered
Notes:		
<b>RWCs/RRCCs:</b> • All at Monitoring/Rostered	<b>STATE EOCs:</b> • NJ: TC Ida and Monkeypox • CO/NJ: Avian Influenza • PR: TC Fiona • TN/WA/WV: Winter Weather • AL/GA: Severe Weather • FL: TC Ian • IL: SW Border Bus Rec & Coord • CA/NM: Flooding • NM: Wildfires • TX: Ongoing Operations • KS: All Hazards • CO: Public Health Support and Suncor Refinery • AZ/CO: SW Border Coordination • AS/CA: Seismic Activity • OR: RSV, Influenza Surge, and Homeless State of Emergency • WA: European Green Crabs and Flu & RSV Season	
Surge Capacity Force		
Rostered 7,628	Deployed 0	

N-IMATs	
2-4 Teams Available	
Red	CA
White	FL
Blue	
Gold	
R-IMATs	
≥ 7 Teams Available	
I	2
II	
III	1
IV-1	FL
IV-2	AL
V	GA
VI-1	Personnel
VI-2	
VII	3
VIII	
IX-1	CA
IX-2	CA
X	Personnel

REGIONAL BREAKDOWN			
	JFO/VJFO	DR	EM
I	2/0	5	0
II	2/3	5	4
III	0/0	3	0
IV	2/1	10	4
V	2/0	4	0
VI	1/1	2	3
VII	1/1	3	0
VIII	1/1	4	0
IX	0/1	8	0
X	2/1	12	0

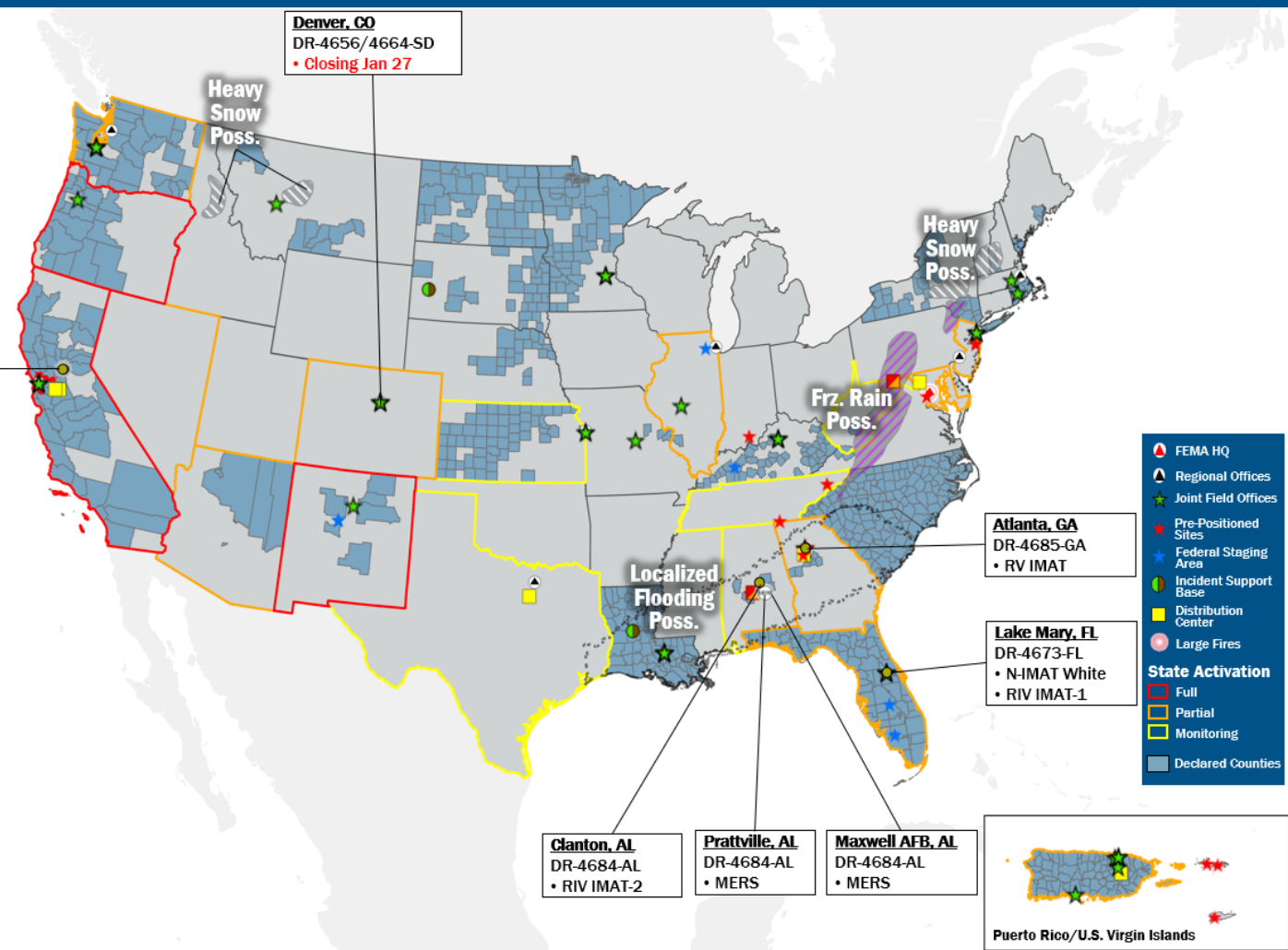
**Alaska**

**Northern Mariana Islands**

**Guam**

**American Samoa**

**Sacramento, CA**  
DR-4683-CA  
• MERS  
• N-IMAT Red  
• RIX IMAT-1/2



**FEMA HQ**

**Regional Offices**

**Joint Field Offices**

**Pre-Positioned Sites**

**Federal Staging Area**

**Incident Support Base**

**Distribution Center**

**Large Fires**

**State Activation**

- Full
- Partial
- Monitoring
- Declared Counties

## IM Workforce

13,329 Assigned  
3,806 (-175) Unavailable  
6,100 (-27) Deployed

26% (+2) / 3,423 (+202) Available

## IM Cadre Availability ≤ 25% Availability

Civil Rights: 10% (12/120); Disability Integration: 8% (5/64); External Affairs: 21% (104/493); Environmental Planning and Historic Preservation: 21% (171/833); Field Leadership: 21% (31/145); Hazard Mitigation: 14% (168/1,236); Human Resource: 20% (33/161); Logistics: 19% (259/1,396); Operations: 17% (65/372); Public Assistance: 16% (345/2,177); Planning: 17% (80/478); Safety 10% (8/78)

## MERS

≥ 66%

36 Assigned  
0 Unavailable  
1 (-1) Deployed

35 (+1) Available

## US&R

≥ 66%

28 Assigned  
3 Unavailable  
0 Deployed

25 Available

## FCO

≤ 1 Type I

50 Assigned  
2 Unavailable  
41 (27 FCOR) Deployed

7 Available

# Joint Preliminary Damage Assessments

Region	State / Location	Incident	IA	Number of Counties		Start - End
			PA	Requested	Complete	
I	ME	Winter Storm Dec 23-24	IA	0	0	N/A
			PA	8	0	1/9 - TBD
	NH	Winter Storm Dec 23-25	IA	0	0	N/A
			PA	8	0	1/17 - TBD
	VT	Winter Storm Dec 23 and continuing	IA	0	0	N/A
			PA	9	0	1/13 - TBD
IV	TN	Severe Winter Weather Dec 22-27	IA	0	0	N/A
			PA	13	0	1/19 - TBD
VIII	Standing Rock Sioux Tribe	Winter Storms and Snow Removal Dec 12-24	IA	0	0	N/A
			PA	1	0	1/23 - TBD
IX	Bear River Band of the Rohnerville Rancheria	Ferndale Earthquake Dec 20	IA	0	0	N/A
			PA	1	0	1/11 - TBD



**FEMA**

# Declaration Requests in Process – 5

State / Tribe / Territory – Incident Description	Type	IA	PA	HM	Requested
CA – Heat Dome and Wildfires	DR	X	X	X	Oct 26
Choctaw Nation of Oklahoma – Tornadoes	DR		X	X	Jan 3
ND – Severe Winter Storms, Snowstorm, and Straight-line Winds	DR		X	X	Jan 10
Oglala Sioux Tribe – Severe Winter Storms and Snowstorms	DR		X	X	Jan 19
Rosebud Sioux Tribe – Severe Winter Storms	DR		X	X	Jan 13



**FEMA**



# FEMA

Helping people before, during, and after disasters.



*Scan to subscribe to this briefing.*