

FEMA National Watch Center

# Daily Operations Briefing

Thursday, January 19, 2023

8:30 a.m. ET



**FEMA**

# National Current Ops / Monitoring

---

## New Significant Incidents / Ongoing Ops

- Flooding Recovery – California

## Hazard Monitoring

- Severe Weather possible – Great Lakes
- Heavy Snow – California to the Northern Intermountain and Middle Mississippi Valley to the Northeast
- Freezing Rain – Great Lakes to Northeast and Mid-Atlantic

---

## Disaster Declaration Activity

- 2 Amendments issued

## Event Monitoring

- 2023 State of the Union – Washington DC – Feb 7



**FEMA**

# Flooding Recovery – California

**Situation:** The potential for new or renewed flooding impacts in the state continues to wane with no significant additional rainfall in the forecast. New or renewed riverine flooding is not anticipated over the next several days and slow recessions will continue in the rivers throughout the state. Currently, there are no major rivers observed above Flood Stage in California.

**Lifeline Impacts:** (SLB: DR-4683-CA & EM-3591-CA as of 3:00 p.m. ET, Jan 18)

## Safety and Security:

- Evacuations in effect for 1,434 people across 7 counties

## Food, Water, Shelter:

- 20 (+3) shelters open with 621 (+59) occupants

## Health and Medical:

- 20 confirmed storm-related fatalities
- 0 (-4) counties with impacted health care

## Energy: (DOE Eagle-I, as of 8:00 a.m. ET)

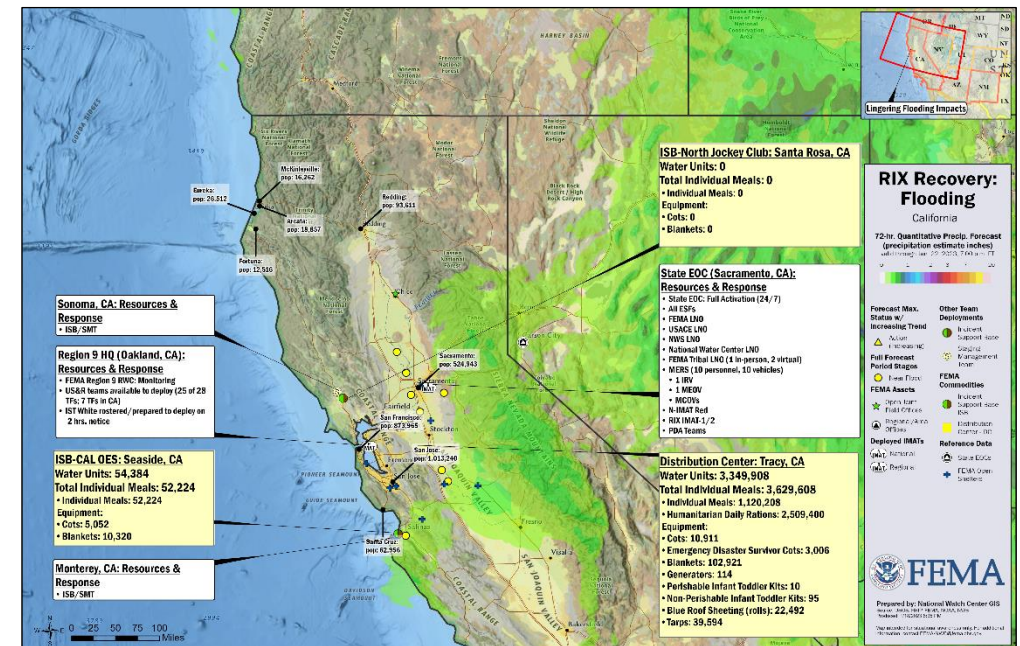
- Minimal power outages (5k) statewide

## Transportation:

- 87 roads damaged with total repair estimates of \$132M
- 30 (-4) Roads remain closed statewide

## State / Local Response:

- CA EOC: Full Activation (Flooding); Governor declared a State of Emergency
- California National Guard (CNG): No longer conducting SAR operations



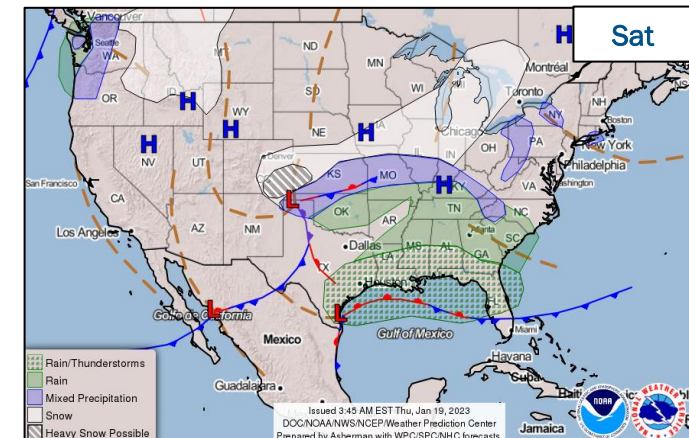
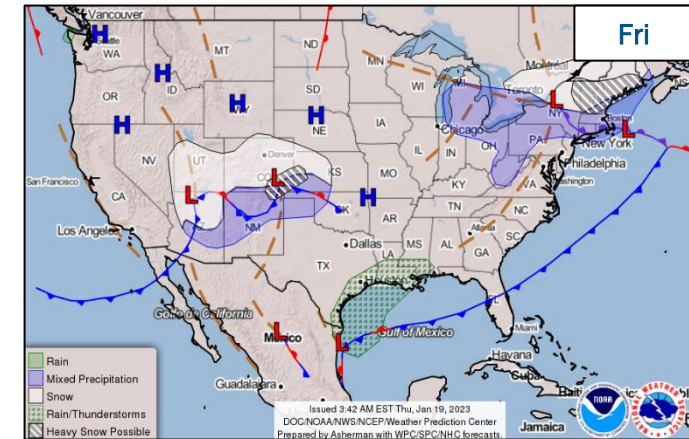
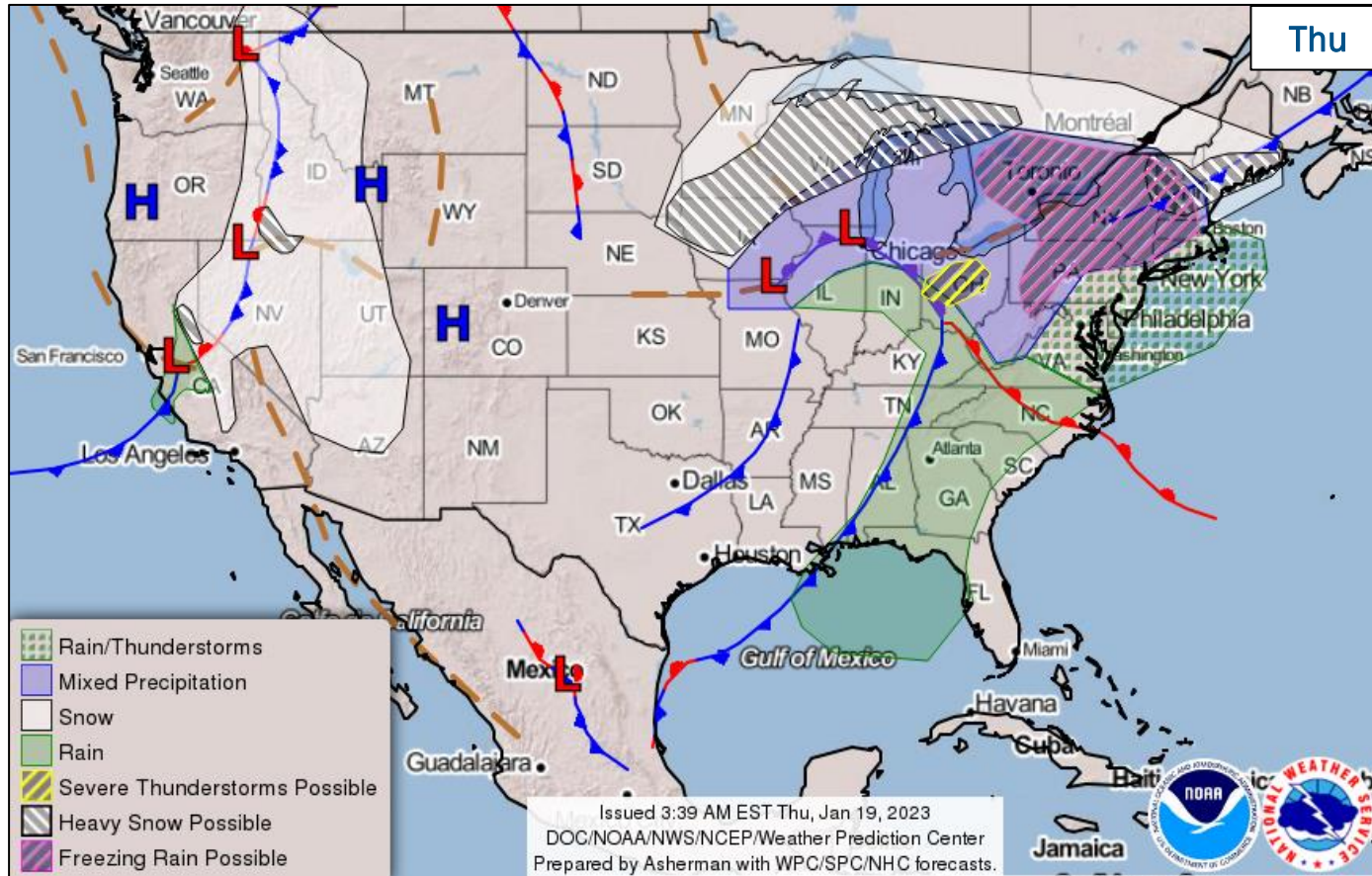
## FEMA / Federal Response:

- FEMA-4683-DR-CA approved Jan 14; FEMA-3591-EM-CA approved Jan 9
  - Amendment No. 2 to DR-4683-CA issued Jan 18th; adds one county for IA
- FEMA Region IX IMAT-1 & 2 and National IMAT RED deployed to CA EOC
- ISB and SMT teams deployed to Monterey and Sonoma counties
- 3 FEMA Tribal LNOs and 1 USACE LNO deployed to CA EOC
- Bothell MERS personnel, 1 IRV and 1 MEOV deployed to CA EOC; 5 MCOVs are at DC Tracy, 2 MCOVs in Mather, CA; 3 MCOVs preparing to deploy to CA
- National Watch Center and FEMA Region IX RWC continue to monitor



FEMA

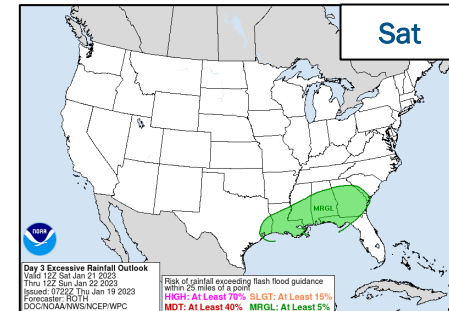
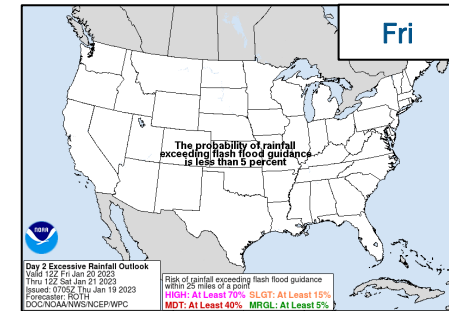
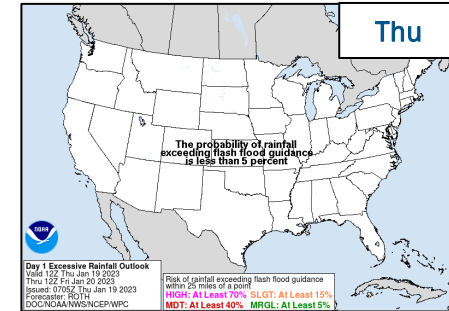
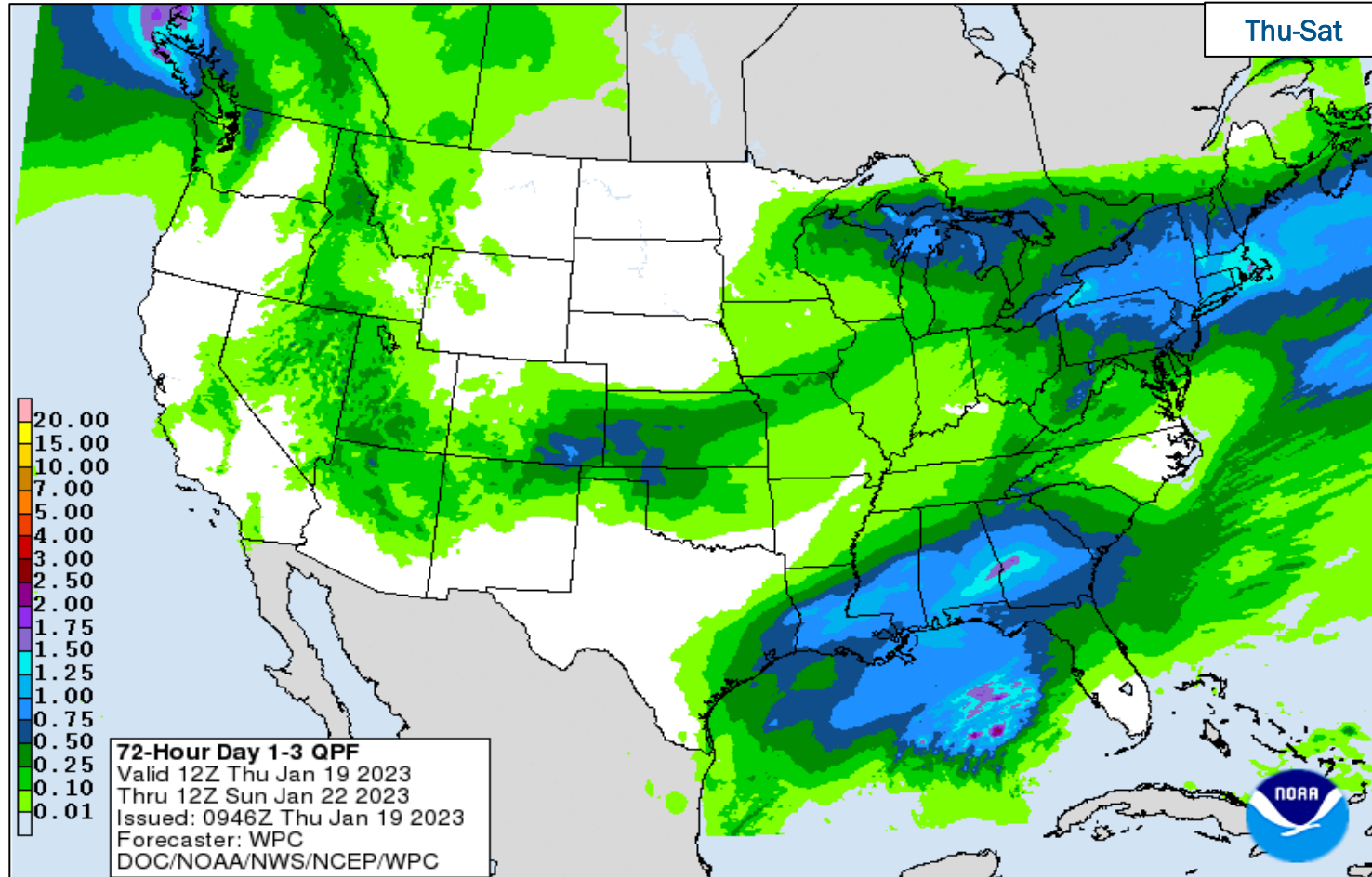
# National Weather Forecast



FEMA

National Watch Center

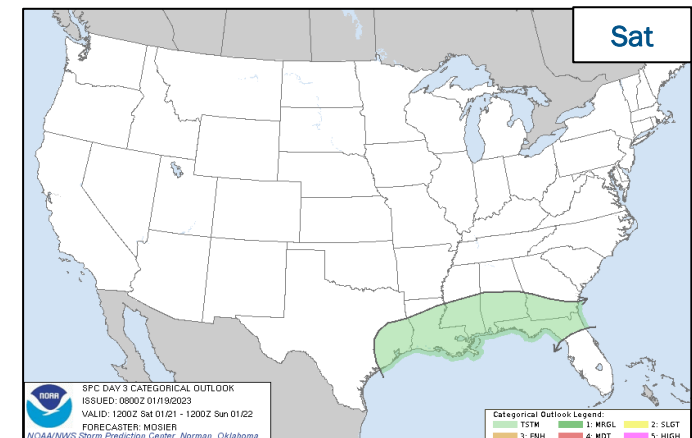
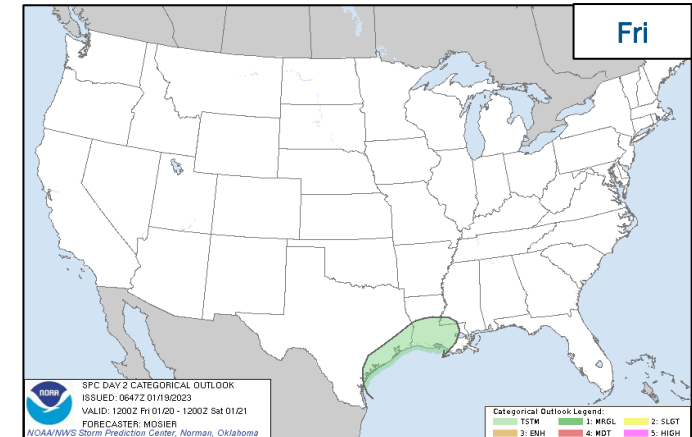
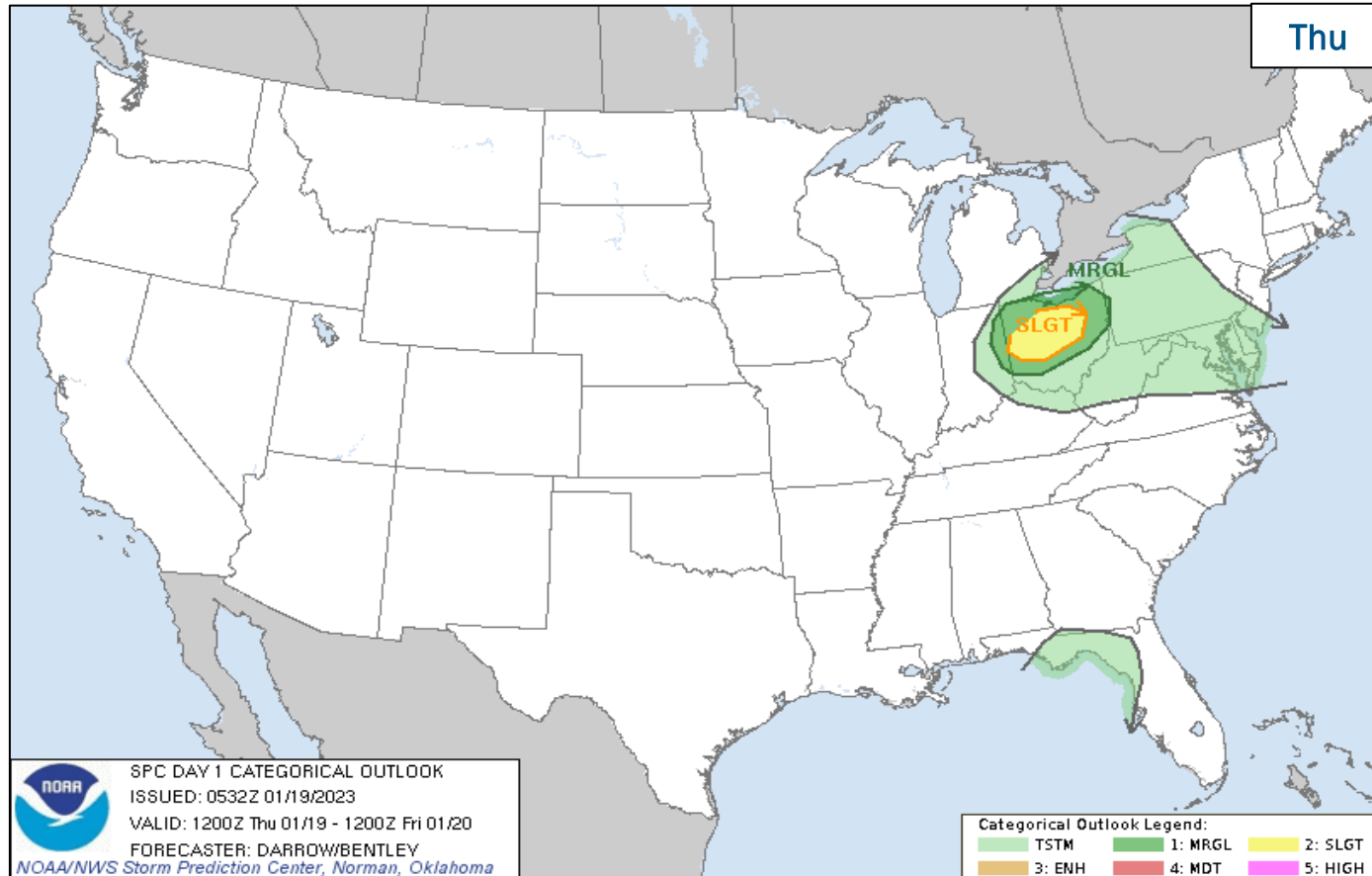
# Precipitation & Excessive Rainfall



**FEMA**

National Watch Center

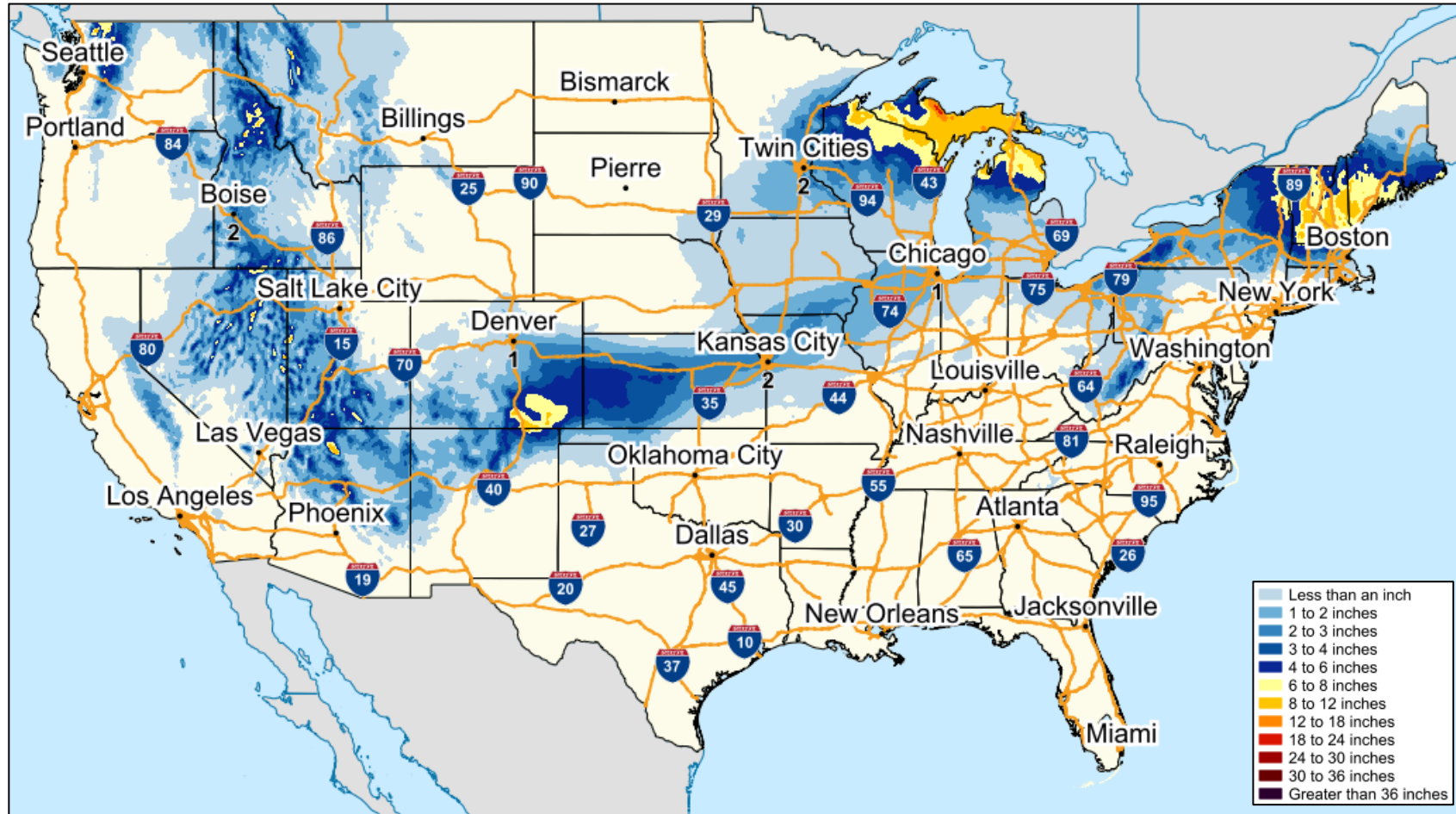
# Severe Weather Outlook



FEMA

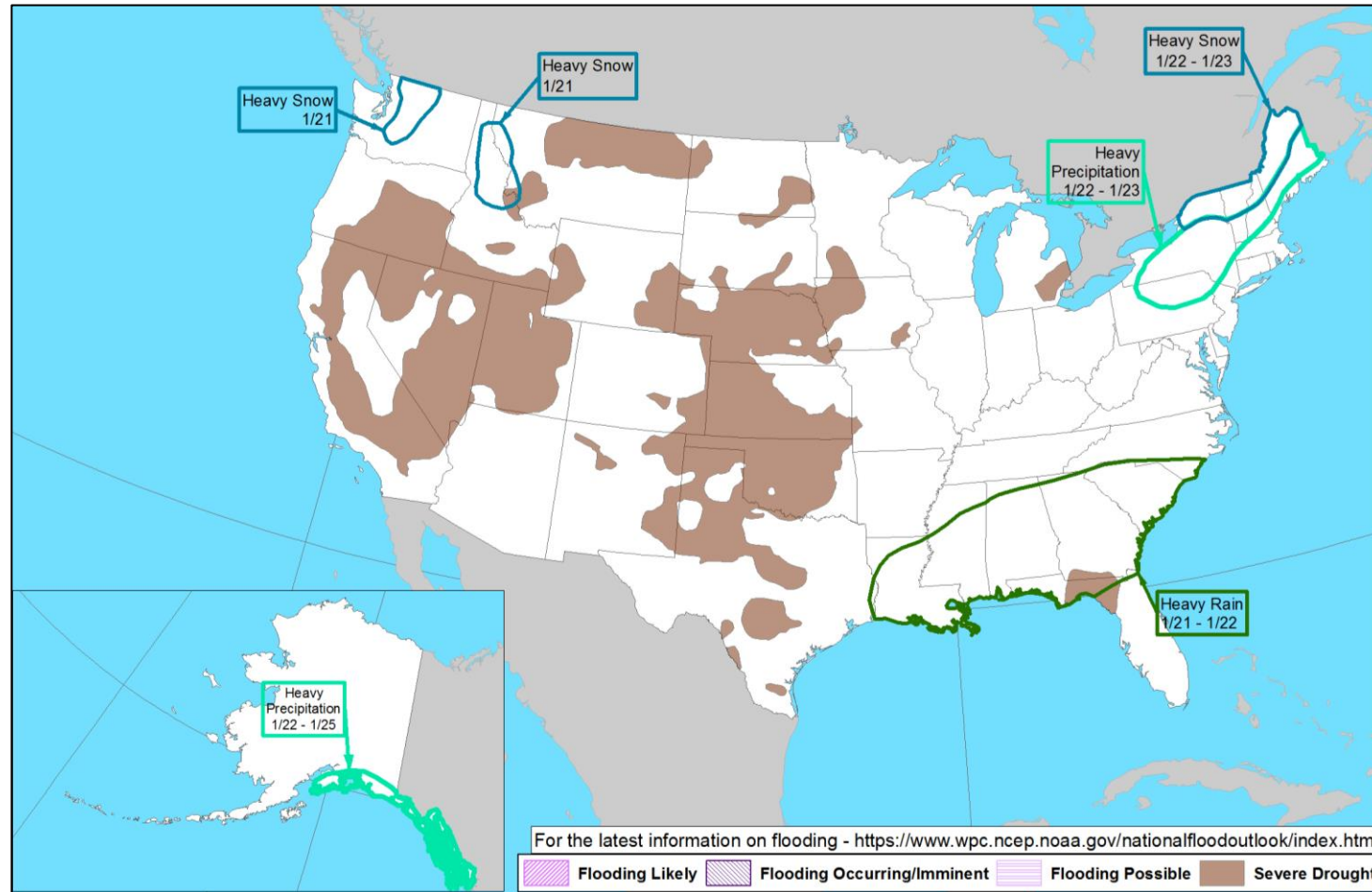
National Watch Center

# Snowfall Forecast



FEMA

# Hazards Outlook – Jan 21-25



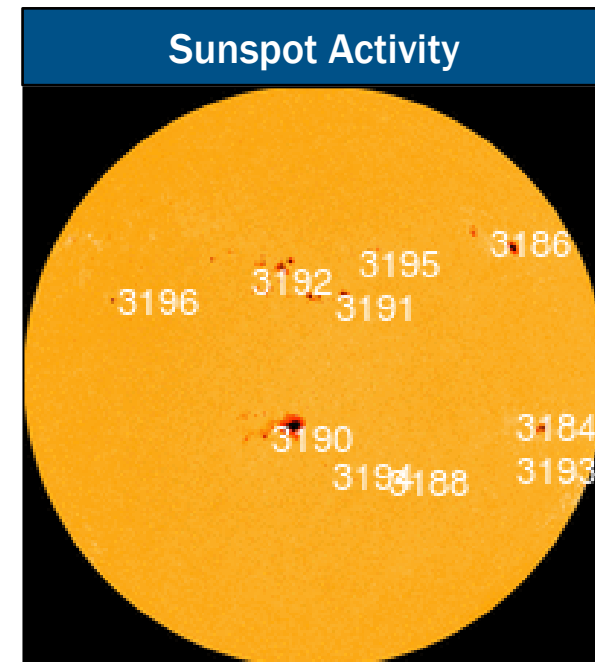
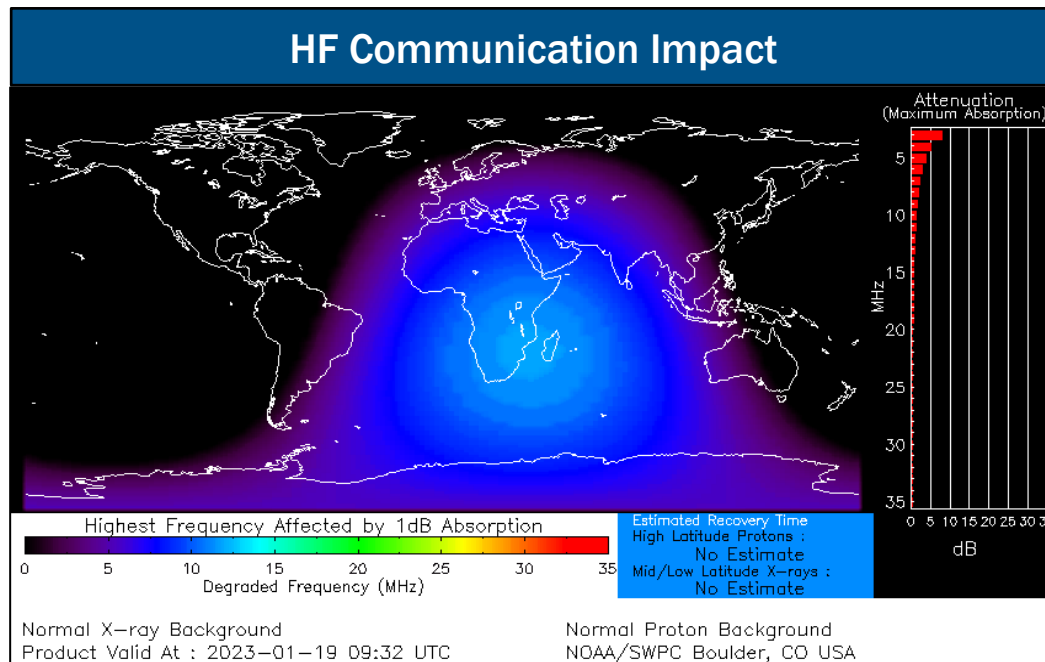
FEMA



# Space Weather Outlook

	Space Weather Activity	Geomagnetic Storms	Solar Radiation	Radio Blackouts
Past 24 Hours	Minor	None	None	R1
Next 24 Hours	None	None	None	None

For further information on NOAA Space Weather Scales refer to: <http://www.swpc.noaa.gov/noaa-scales-explanation>  
 For further information on Sunspot Activity refer to: <https://www.swpc.noaa.gov/phenomena/sunspotssolar-cycle>



FEMA

# FEMA Common Operating Picture

**14**  
Joint Field  
Offices

**9**  
Virtual Joint  
Field Offices

**57**  
Major  
Disasters

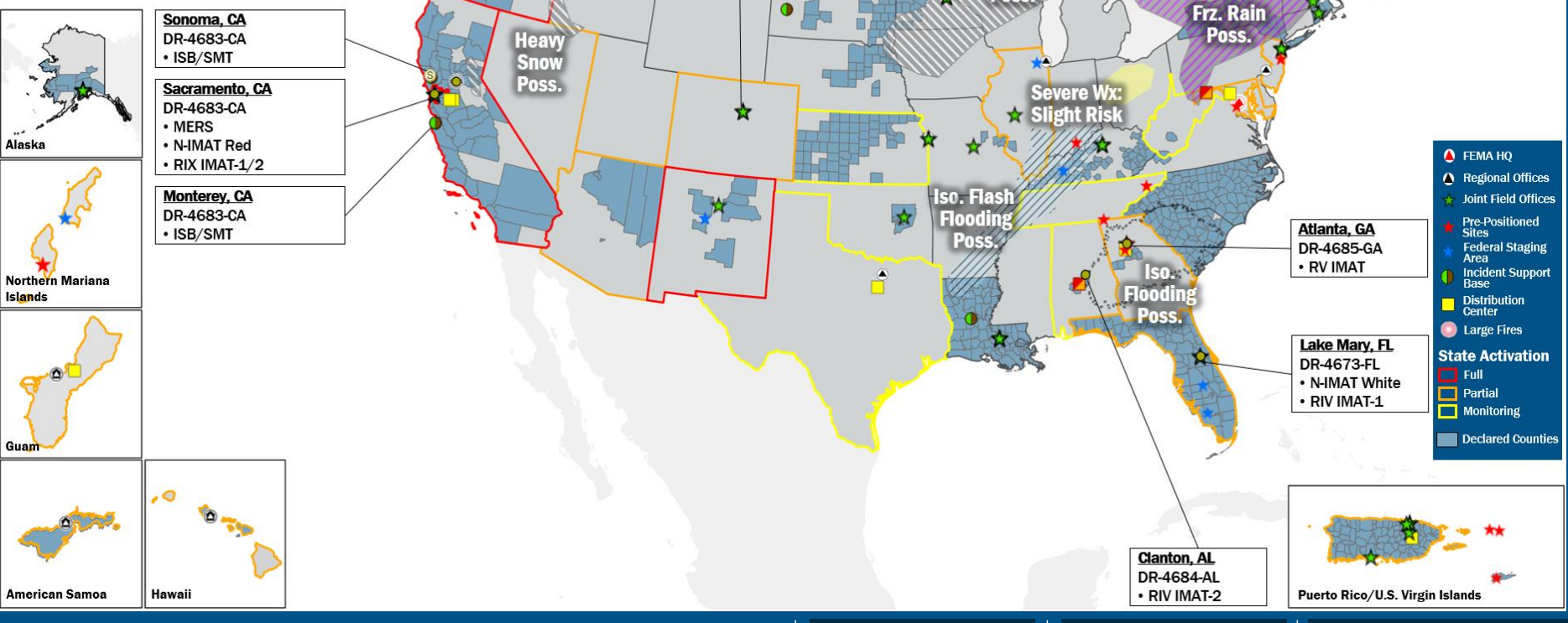
**12**  
Emergency  
Declarations

Thursday  
January 19, 2023  
8:30 a.m. ET

FEMA HQ		
NWC	NRCC	
Monitoring	Rostered	
FEMA REGIONS		
Watch	RRCC	
Monitoring	I	Rostered
Monitoring	II	Rostered
Monitoring	III	Rostered
Enhanced	IV	Rostered
Monitoring	V	Rostered
Monitoring	VI	Rostered
Monitoring	VII	Rostered
Monitoring	VIII	Rostered
Monitoring	IX	Rostered
Monitoring	X	Rostered
Notes:		
<b>RWCs/RRCCs:</b> RIV RWC: Severe Weather (Day shift only)	<b>STATE EDCs:</b> NJ: TC Ida, and Monkeypox CO/NJ: Avian Influenza PR: TC Fiona TN/WA/WV: Winter Weather AL/GA: Severe Weather FL: TC Ian IL: SW Border Bus Rec/Coord CA/NM: Flooding NM: Wildfires TX: Severe Weather/Ongoing Operations KS: All Hazards CO: Public Health Support/ Suncor Refinery AZ/CO: SW Border Coordination AS/CA/HI: Seismic Activity OR: RSV/Influenza Surge Homeless State of Emergency WA: European Green Crabs/ Flu & RSV Season MD: Inauguration	
Surge Capacity Force		
Rostered 7,628	Deployed 0	

N-IMATs	
2-4 Teams Available	
Red	CA
White	FL
Blue	
Gold	
R-IMATs	
≥ 7 Teams Available	
I	
II	
III	2
IV-1	FL
IV-2	AL
V	GA
VI-1	Personnel
VI-2	
VII	1
VIII	
IX-1	CA
IX-2	CA
X	Personnel
Fully Mission Capable (FMC)	
Partially Mission Capable (PMC)	
Not Mission Capable (NMC)	
Deployed	

REGIONAL BREAKDOWN			
	JFO/VJFO	DR	EM
I	2/0	5	0
II	2/3	5	5
III	0/0	3	0
IV	2/1	10	4
V	2/0	4	0
VI	2/1	3	3
VII	1/1	3	0
VIII	1/1	4	0
IX	0/1	8	0
X	2/1	12	0



## IM Workforce

13,321 (+8) Assigned  
 3,835 (-296) Unavailable  
 5,898 (+303) Deployed

27% / 3,588 (-586) Available

## IM Cadre Availability ≤ 25% Availability

Civil Rights: 13% (16/120); Disability Integration: 13% (8/64);  
 Environmental Planning and Historic Preservation: 20% (169/834); Field Leadership: 21% (30/145);  
 Hazard Mitigation: 17% (214/1,233); Human Resource: 25% (40/161);  
 Individual Assistance: 25% (633/2,521); Logistics: 22% (306/1,387); Operations: 20% (76/371);  
 Public Assistance: 16% (358/2,197); Planning: 18% (86/479); Safety 0% (0/74)

## MERS

≥ 66%

36 Assigned  
 0 Unavailable  
 2 Deployed

34 Available

## US&R

≥ 66%

28 Assigned  
 3 Unavailable  
 0 Deployed

25 Available

## FCO

≤ 1 Type I

50 Assigned  
 2 Unavailable  
 42 (27) FCOR) Deployed

6 Available

# Joint Preliminary Damage Assessments

Region	State / Location	Incident	IA	Number of Counties		Start - End
			PA	Requested	Complete	
I	ME	Winter Storm Dec 23-24	IA	0	0	N/A
			PA	8	0	1/9 - TBD
	NH	Winter Storm Dec 23-25	IA	0	0	N/A
			PA	8	0	1/17 - TBD
	VT	Winter Storm Dec 23 and continuing	IA	0	0	N/A
			PA	9	0	1/13 - TBD
IV	TN	Severe Winter Weather Dec 22-27	IA	0	0	N/A
			PA	12	0	1/23 - TBD
IX	Bear River Band of the Rohnerville Rancheria	Ferndale Earthquake Dec 20	IA	0	0	N/A
			PA	1	0	1/11 - TBD



**FEMA**

# Declaration Amendments

Declaration	Number	Issued	Action
FEMA-4677-DR-SC	2	Jan 18	Adds two counties for Public Assistance
FEMA-4683-DR-CA	2	Jan 18	Adds one county for Individual Assistance



**FEMA**

# Declaration Requests in Process – 3

State / Tribe / Territory – Incident Description	Type	IA	PA	HM	Requested
CA – Heat Dome and Wildfires	DR	X	X	X	Oct 26
Choctaw Nation of Oklahoma – Tornadoes	DR		X	X	Jan 3
ND – Severe Winter Storms, Snowstorm, and Straight-line Winds	DR		X	X	Jan 10



**FEMA**



# FEMA

Helping people before, during, and after disasters.



*Scan to subscribe to this briefing.*