

FEMA National Watch Center

Daily Operations Briefing

Tuesday, January 17, 2023

8:30 a.m. ET



FEMA

National Current Ops / Monitoring

New Significant Incidents / Ongoing Ops

- Heavy rain and flooding – California
- Severe weather recovery – Southeast

Hazard Monitoring

- Heavy snow – Central Great Basin, Southwest, Central Rockies, and Central Plains
- Freezing rain – Central Plains, Great Lakes to Northeast

Disaster Declaration Activity

- Major Disaster Declaration approved – CA
- Major Disaster Declaration approved – AL
- Major Disaster Declaration approved – GA
- Four Amendments issued

Event Monitoring

- No significant events



FEMA

Heavy Rain and Flooding – California

Situation: Widespread rain and mountain snow continued overnight. Most river gauges have crested and are below flood stage. One last fast-moving storm will bring some additional rain and mountain snow across northern and central California Jan 18-19. Travel impacts will likely return for the mountains with a quick accumulation of additional snow.

Lifeline Impacts: (DR-4683-CA and EM-3591-CA SLB as of 10:00 p.m. ET, Jan 16)

Safety and Security:

- Evacuations for 4,295 (+295) people continue across 10 counties

Food, Water, Shelter: 25 (-1) shelters open with 777 (-113) occupants

Health and Medical:

- 20 confirmed storm-related fatalities
- 2 health care facilities evacuated (San Mateo and Stanislaus counties)

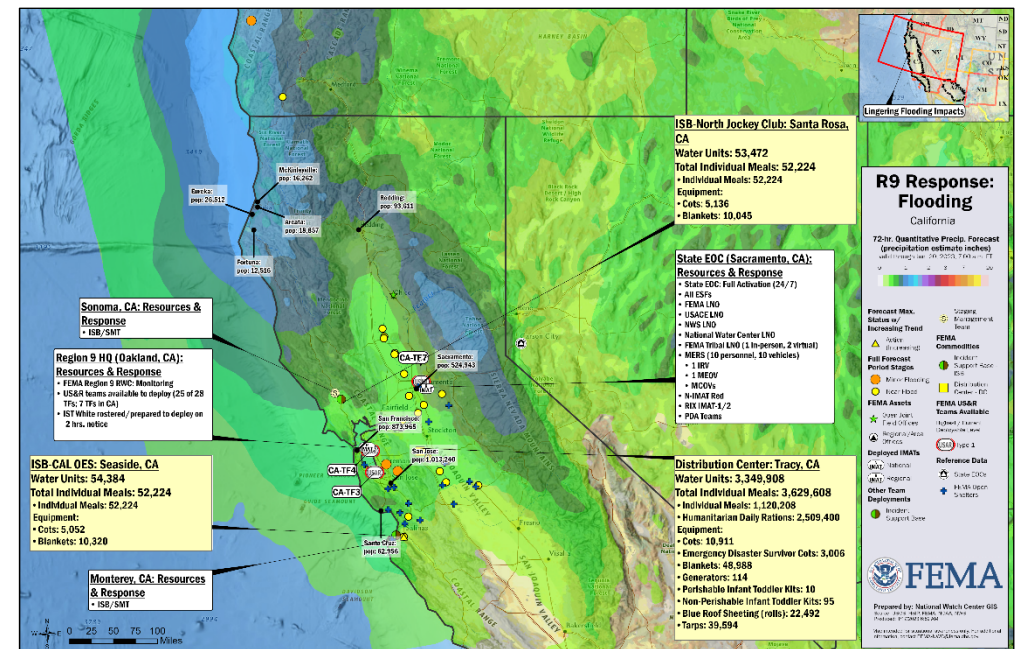
Energy: (DOE Eagle-I, as of 6:15 a.m. ET)

- 15k (-15k) (0.1%) customers without power statewide; county most affected: El Dorado: 7k (10%)

Transportation: 39 (-8) roads closed statewide

State / Local Response:

- CA EOC: Full Activation; Governor Declared a State of Emergency; 31 (-5) County/City EOCs activated; Tuolumne Band of Mi-Wuk Indians declared a State of Emergency
- 156 CA National Guard personnel deployed to Sacramento and Santa Clara counties

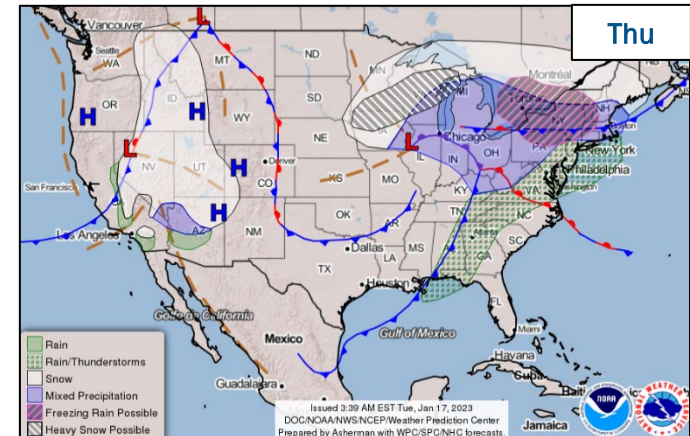
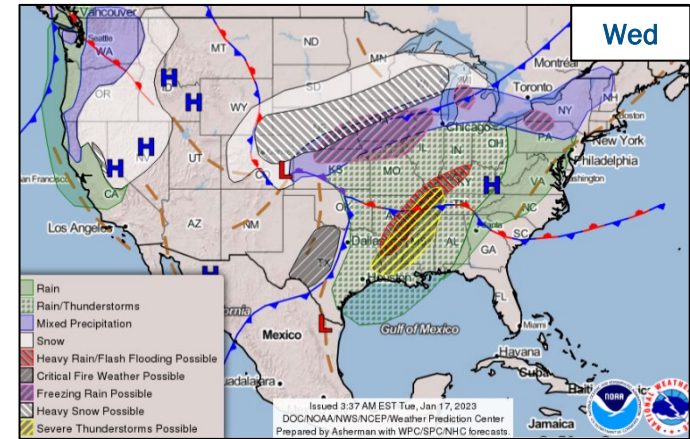
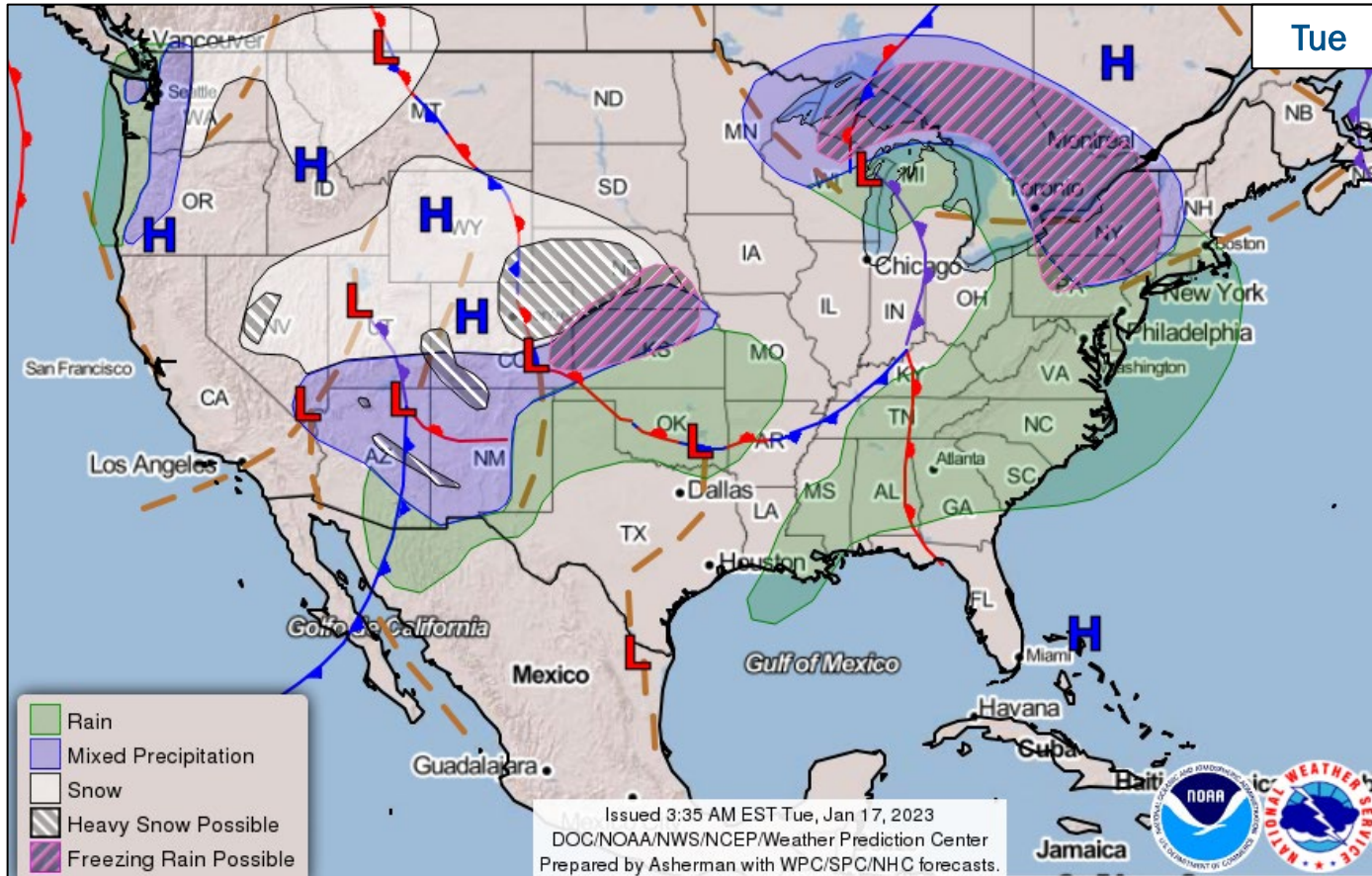


FEMA / Federal Response:

- Major Disaster Declaration FEMA-4683-DR-CA approved Jan 14
- Region IX IMAT 1 & 2 and National IMAT RED deployed to CA EOC
- 5 FEMA/SBA/State teams conducting Joint PDAs in Sacramento, Sutter, and Yolo counties; 2 PDA teams deployed to Ventura County to conduct Joint IA PDAs
- ISB and SMT teams deployed to Monterey and Sonoma counties
- US&R: Team White rostered and prepared to deploy on 2-hour notice
- 3 FEMA Tribal LNOs, 1 USACE LNO, and 1 NWS LNO deployed to CA EOC
- 10 Bothell MERS personnel, 1 IRV, 1 MEOV deployed to CA EOC; 5 MCOVs at DC Tracy, 2 MCOVs at Mather, CA; 3 additional MCOVs preparing to deploy to CA
- National Watch Center and Region IX RWC continue to monitor



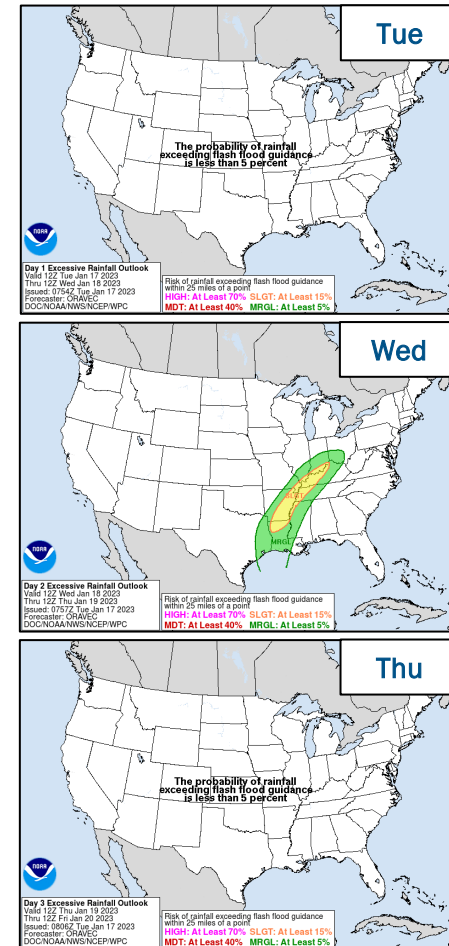
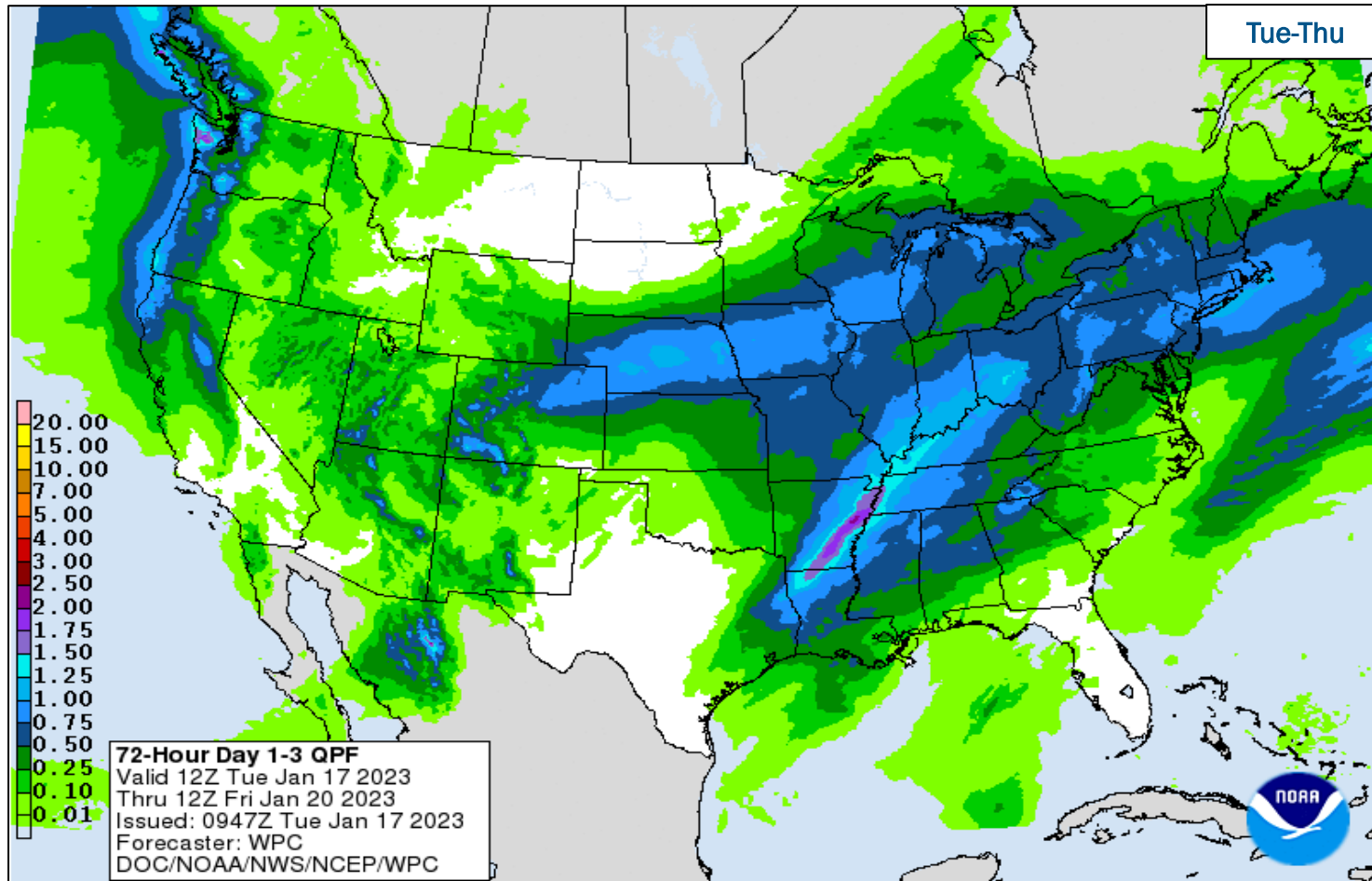
National Weather Forecast



FEMA

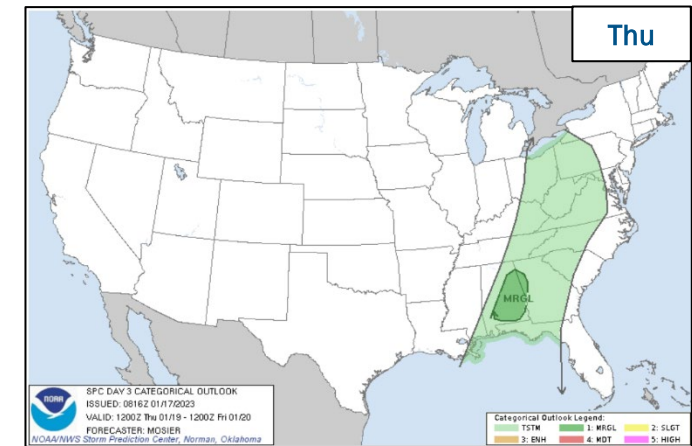
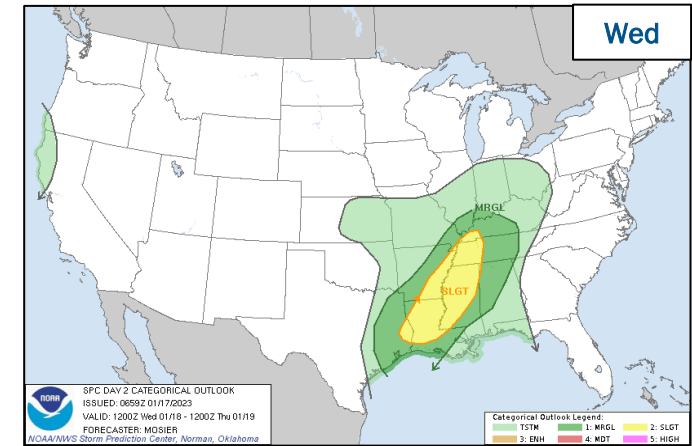
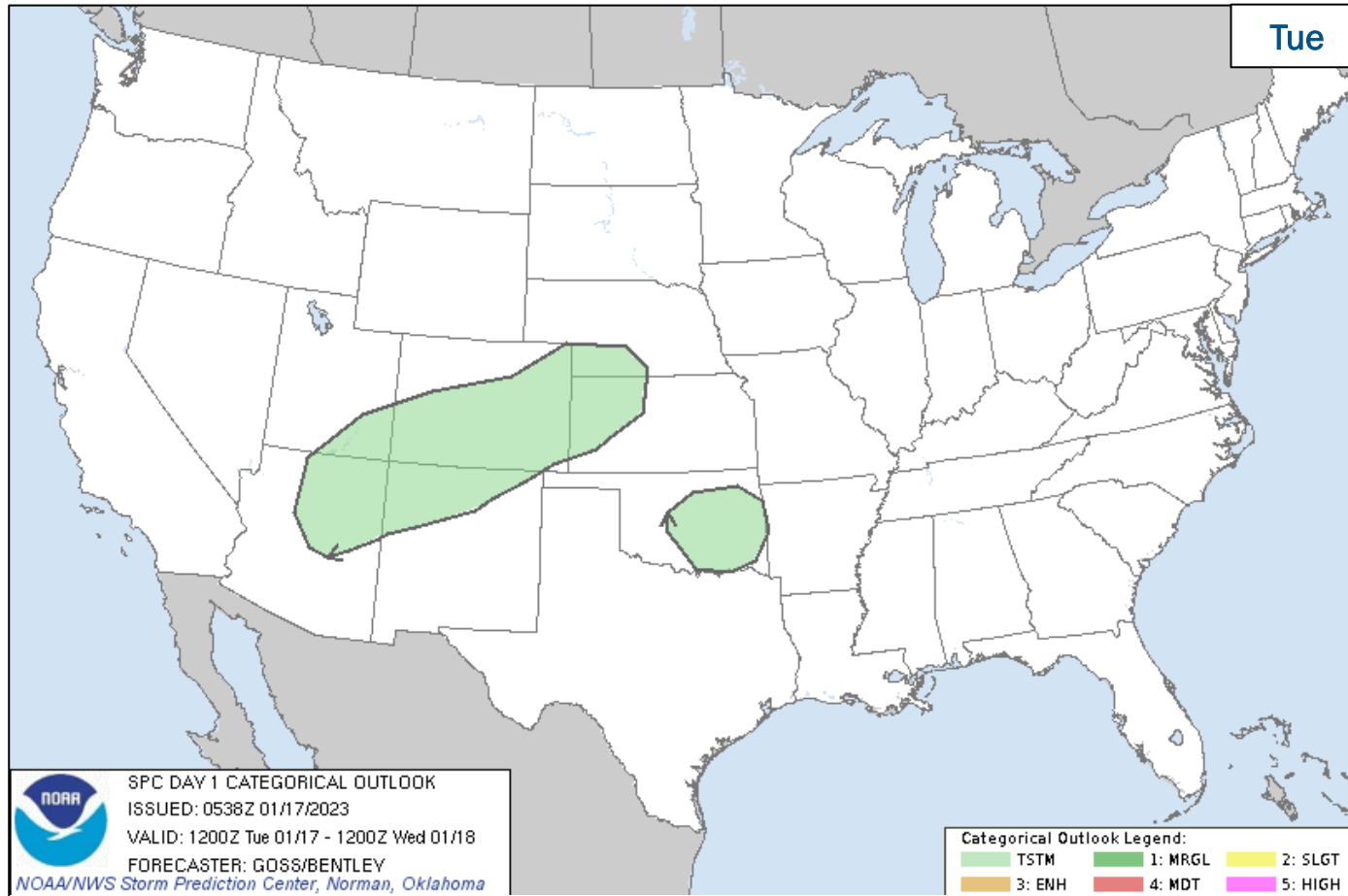
National Watch Center

Precipitation & Excessive Rainfall



FEMA

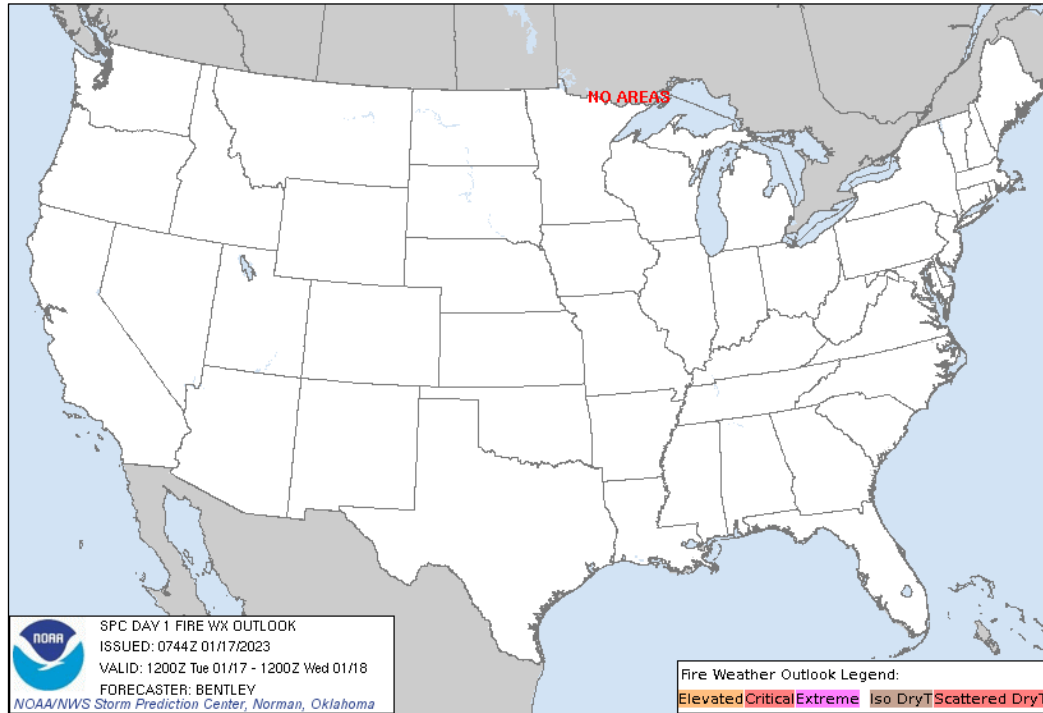
Severe Weather Outlook



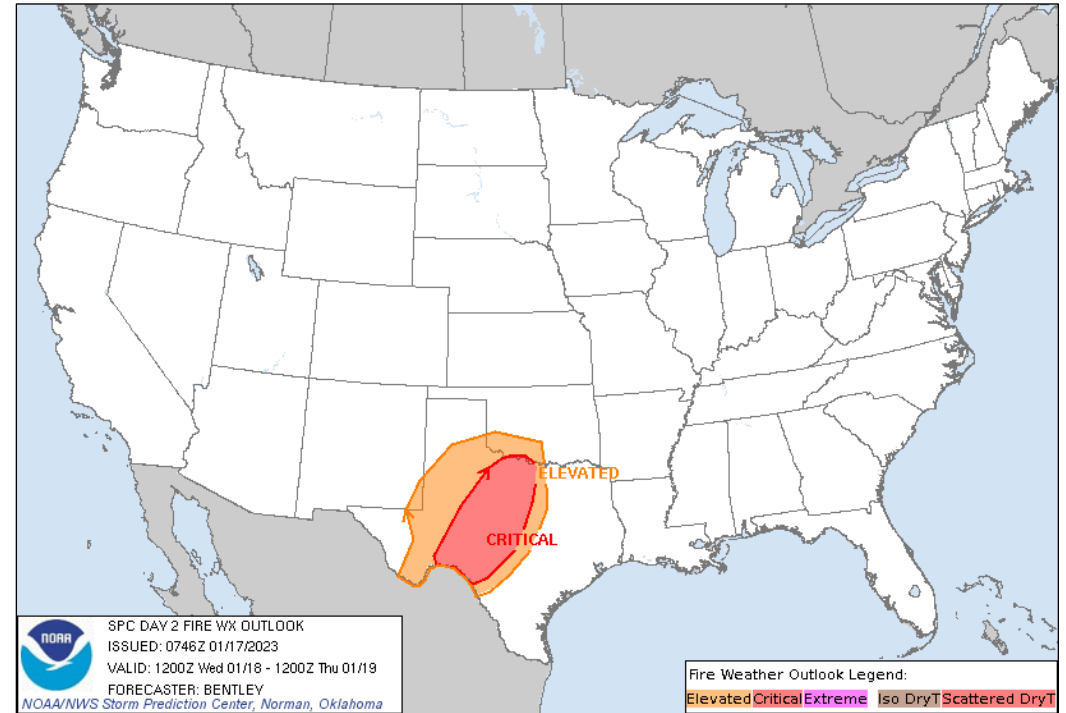
FEMA

National Watch Center

Fire Weather Outlook



Today



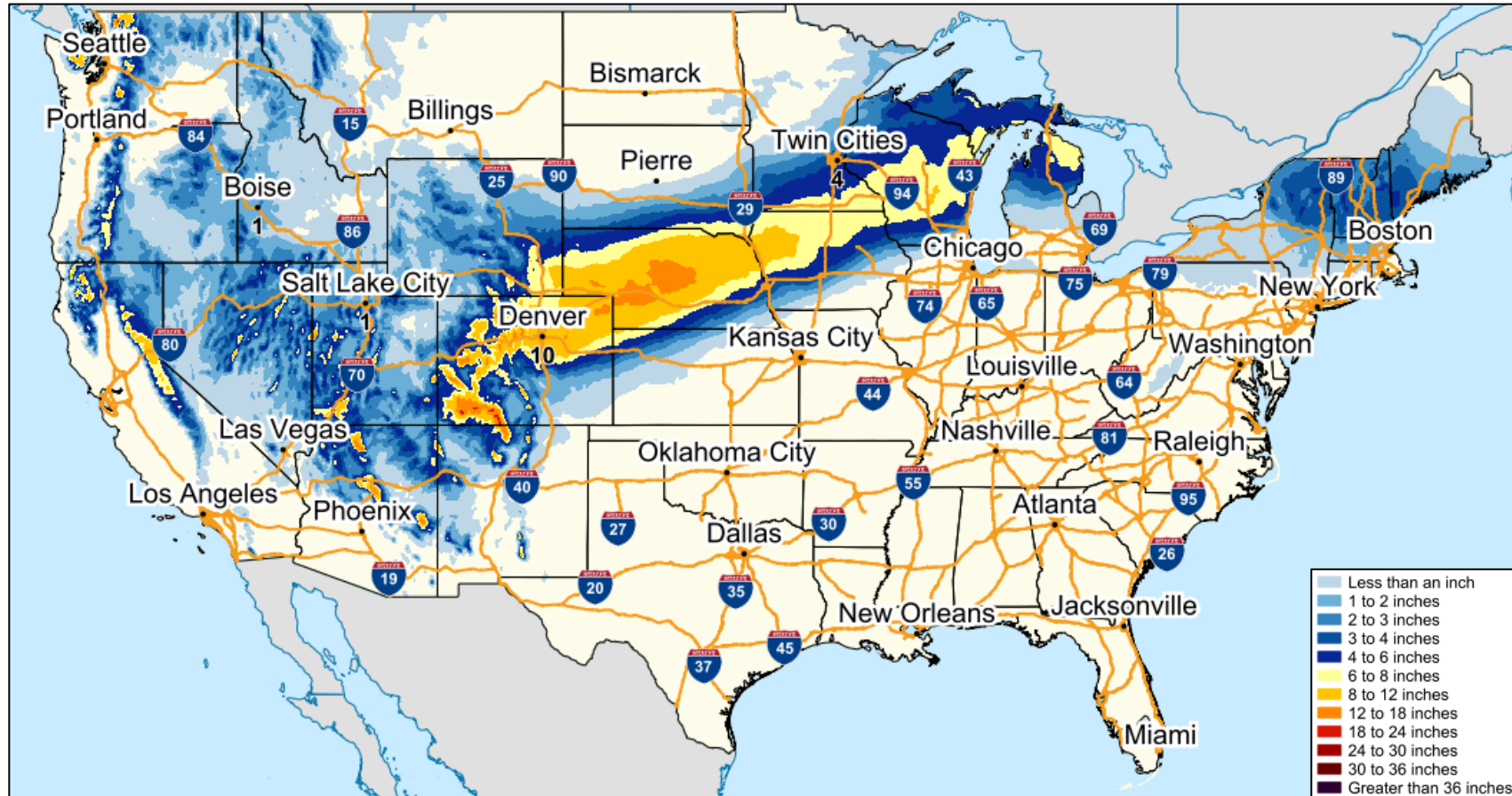
Tomorrow



FEMA

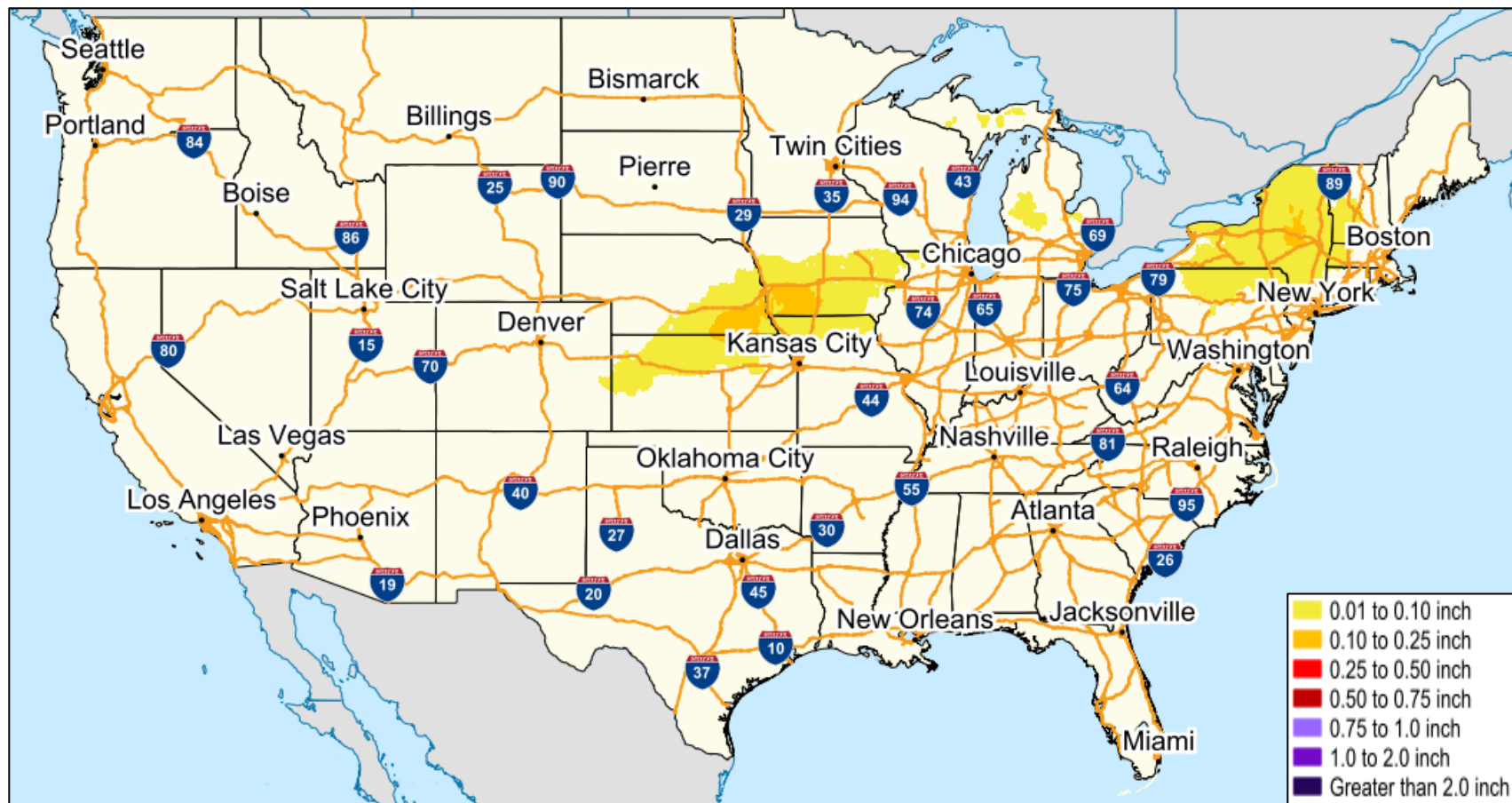
National Watch Center

Snowfall Forecast



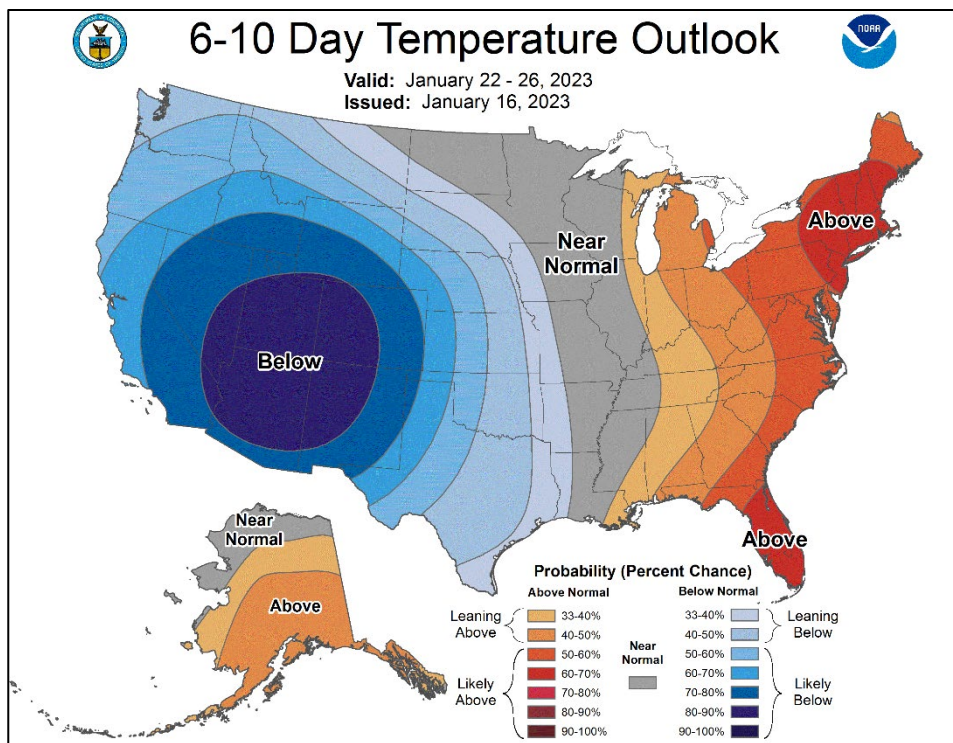
FEMA

Ice Accumulation Forecast

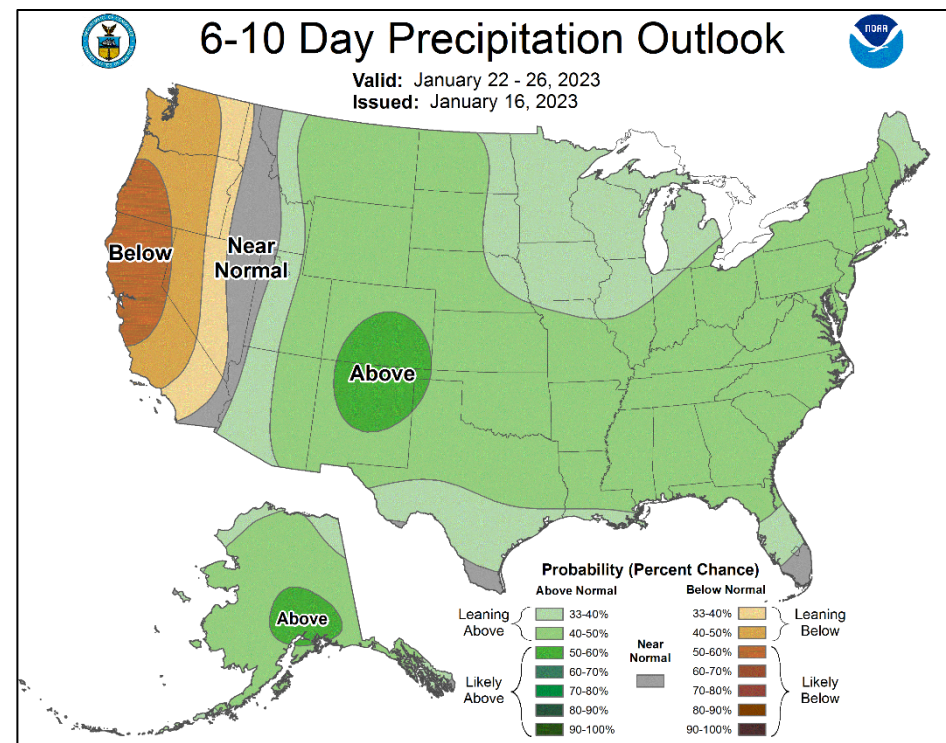


FEMA

Long Range Outlooks – Jan 22-26



6-10 Day Temperature Probability



6-10 Day Precipitation Probability



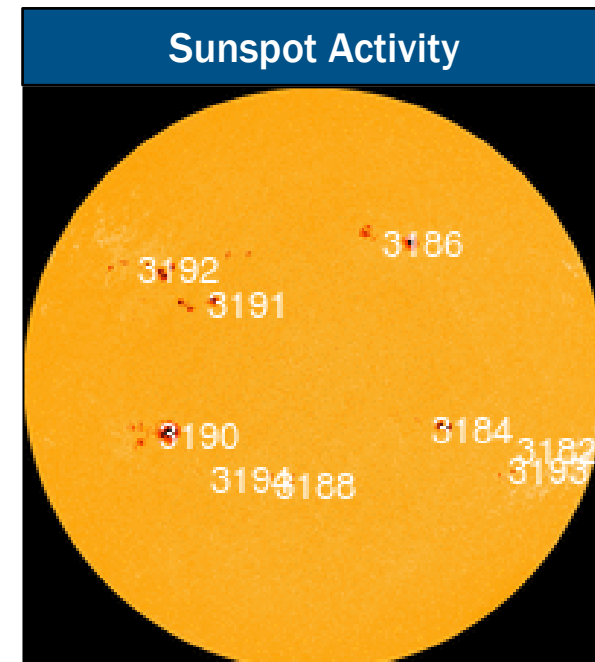
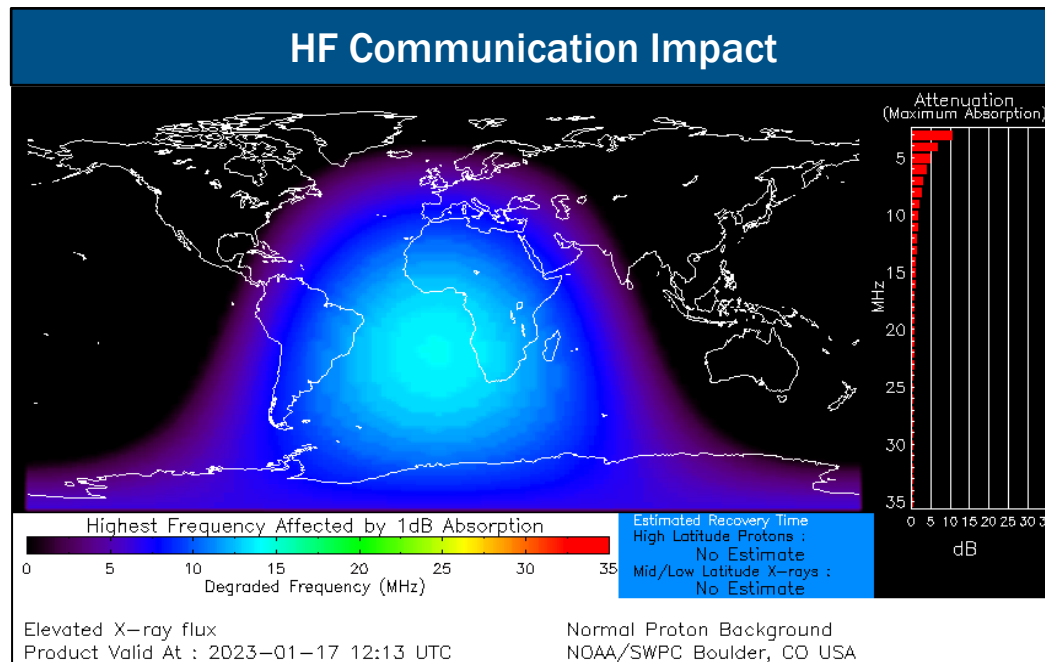
FEMA

National Watch Center

Space Weather Outlook

| | Space Weather Activity | Geomagnetic Storms | Solar Radiation | Radio Blackouts |
|---------------|------------------------|--------------------|-----------------|-----------------|
| Past 24 Hours | None | None | None | None |
| Next 24 Hours | Minor | None | None | R1 |

For further information on NOAA Space Weather Scales refer to: <http://www.swpc.noaa.gov/noaa-scales-explanation>
 For further information on Sunspot Activity refer to: <https://www.swpc.noaa.gov/phenomena/sunspotssolar-cycle>



FEMA

FEMA Common Operating Picture

14
Joint Field
Offices

9
Virtual Joint
Field Offices

57
Major
Disasters

12
Emergency
Declarations

Tuesday
January 17, 2023
8:30 a.m. ET

| FEMA HQ | | |
|--|--|----------|
| NWC | NRCC | |
| Monitoring | Rostered | |
| FEMA REGIONS | | |
| Watch | RRCC | |
| Monitoring | I | Rostered |
| Monitoring | II | Rostered |
| Monitoring | III | Rostered |
| Enhanced | IV | Rostered |
| Monitoring | V | Rostered |
| Monitoring | VI | Rostered |
| Monitoring | VII | Rostered |
| Monitoring | VIII | Rostered |
| Monitoring | IX | Rostered |
| Monitoring | X | Rostered |
| Notes: | | |
| RWCs/RRCCs: RIV RWC: Severe Weather (Day shift only) | STATE EOCs: NJ: TC Ida, and Monkeypox CO/NJ: Avian Influenza PR: TC Fiona KY/TN/WA/WV: Winter Weather AL/GA: Severe Weather FL: TC Ian IL: SW Border Bus Rec/Coord CA/NM: Flooding NM: Wildfires TX: Severe Weather/Ongoing Operations KS: All Hazards CO: Public Health Support/Suncor Refinery AZ/CO: SW Border Coordination AS/CA: Seismic Activity OR: RSV/Influenza Surge Homeless State of Emergency WA: European Green Crabs/Flu & RSV Season | |
| Surge Capacity Force | | |
| Rostered 7,628 | Deployed 0 | |

| N-IMATs | |
|---------------------|-----------|
| 2-4 Teams Available | |
| Red | CA |
| White | FL |
| Blue | |
| Gold | |
| R-IMATs | |
| ≥ 7 Teams Available | |
| I | |
| II | |
| III | 2 |
| IV-1 | FL |
| IV-2 | AL |
| V | GA |
| VI-1 | Personnel |
| VI-2 | |
| VII | 1 |
| VIII | |
| IX-1 | CA |
| IX-2 | CA |
| X | Personnel |

| REGIONAL BREAKDOWN | | | |
|--------------------|----------|----|----|
| | JFO/VJFO | DR | EM |
| I | 2/0 | 5 | 0 |
| II | 2/3 | 5 | 5 |
| III | 0/0 | 3 | 0 |
| IV | 2/1 | 10 | 4 |
| V | 2/0 | 4 | 0 |
| VI | 2/1 | 3 | 3 |
| VII | 1/1 | 3 | 0 |
| VIII | 1/1 | 4 | 0 |
| IX | 0/1 | 8 | 0 |
| X | 2/1 | 12 | 0 |

Sonoma, CA
DR-4683-CA
• ISB/SMT

Sacramento, CA
DR-4683-CA
• MERS
• N-IMAT Red
• RIX IMAT-1/2

Monterey, CA
DR-4683-CA
• ISB/SMT

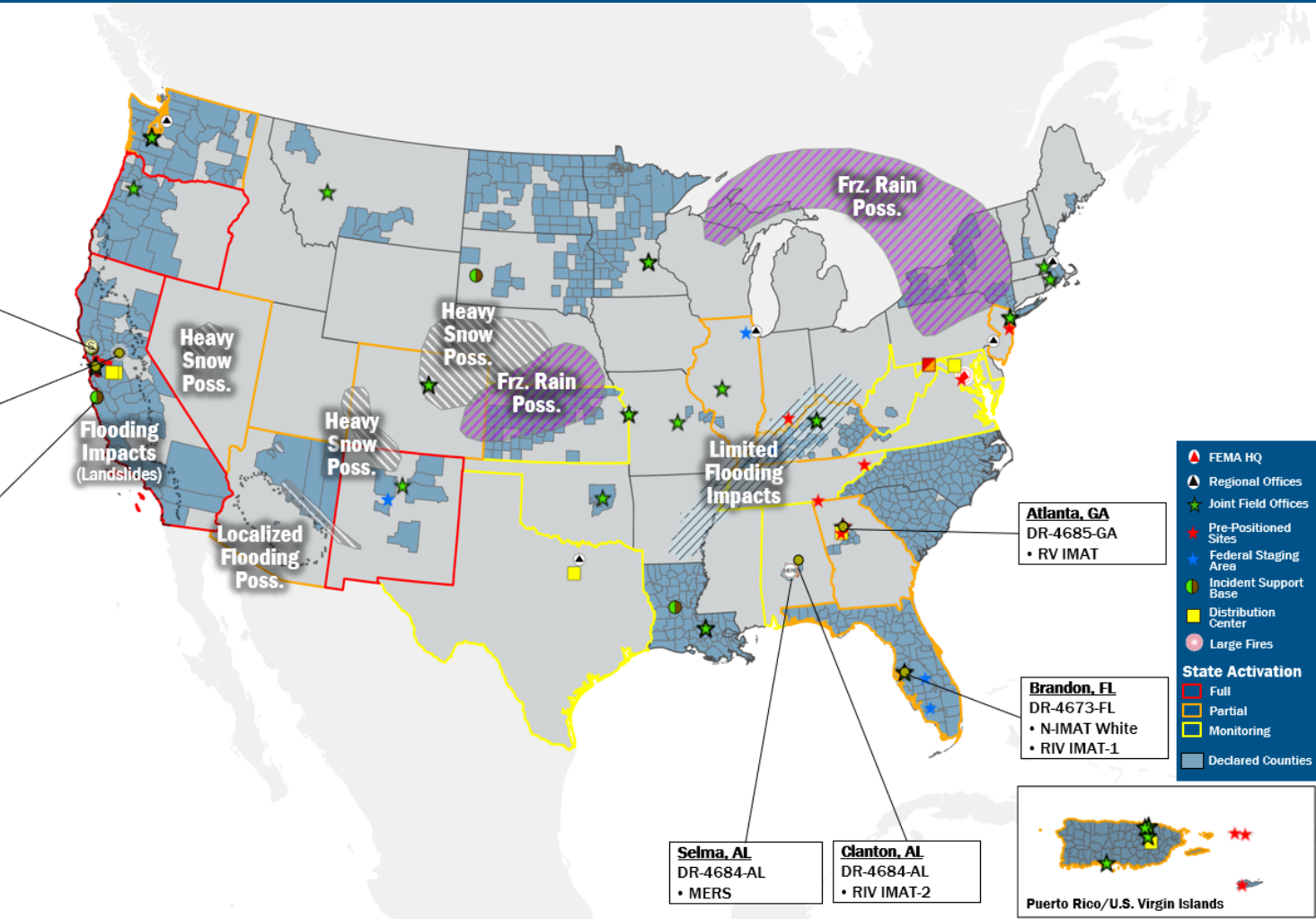
Alaska

Northern Mariana Islands

Guam

American Samoa

Hawaii



IM Workforce

13,308 (+4) Assigned
3,539 (-66) Unavailable
5,595 (+55) Deployed

31% / 4,174 (+15) Available

IM Cadre Availability ≤ 25% Availability

Disability Integration: 16% (10/64); Environmental Planning and Historic Preservation: 21% (178/833); Field Leadership: 24% (35/145); Hazard Mitigation: 19% (236/1,228); Logistics: 25% (351/1,383); Operations: 25% (92/372); Public Assistance: 18% (402/2,195); Planning: 20% (97/478); Safety 7% (5/74)

MERS ≥ 66%

36 Assigned
0 Unavailable
2 Deployed

34 Available

US&R ≥ 66%

28 Assigned
3 Unavailable
0 Deployed

25 Available

FCO ≤ 1 Type I

50 Assigned
2 Unavailable
42 (26 FCOR) Deployed

6 Available

Joint Preliminary Damage Assessments

| Region | State / Location | Incident | IA | Number of Counties | | Start - End |
|--------|--|---------------------------------------|----|--------------------|----------|-------------|
| | | | PA | Requested | Complete | |
| I | ME | Winter Storm Dec 23-24 | IA | 0 | 0 | N/A |
| | | | PA | 7 | 0 | 1/9 - TBD |
| | NH | Winter Storm Dec 23-25 | IA | 0 | 0 | N/A |
| | | | PA | 8 | 0 | 1/18 - TBD |
| | VT | Winter Storm Dec 23 and continuing | IA | 0 | 0 | N/A |
| | | | PA | 9 | 0 | 1/13 - TBD |
| IV | TN | Severe Winter Weather Dec 22-27 | IA | 4 | 0 | 1/23 - TBD |
| | | | PA | 0 | 0 | N/A |
| IX | Bear River Band of the Rohnerville Rancheria | Ferndale Earthquake Dec 20 | IA | 0 | 0 | N/A |
| | | | PA | 1 | 0 | 1/11 - TBD |



FEMA

Declaration Amendments

| Declaration | Number | Issued | Action |
|-----------------|--------|--------|---------------------------------|
| FEMA-4521-DR-NE | 9 | Jan 9 | Appoints Andrea Spillars as FCO |
| FEMA-4504-DR-KS | 9 | Jan 9 | Appoints Andrea Spillars as FCO |
| FEMA-4490-DR-MO | 9 | Jan 9 | Appoints Andrea Spillars as FCO |
| FEMA-4483-DR-KS | 9 | Jan 9 | Appoints Andrea Spillars as FCO |



FEMA

Declaration Approval – California

Declaration: Major Disaster Declaration FEMA-4683-DR – CA

Date Requested: Jan 12

Date Approved: Jan 14

Incident: Severe Winter Storms, Flooding, Landslides, and Mudslides

Incident Period: Dec 27 and continuing

Provides:

- **IA:** 3 counties
- **PA:** 3 counties (debris removal and emergency protective measures [Categories A and B])
- **Hazard Mitigation:** Statewide

FCO: Andrew F. Grant



■ IA/PA



FEMA

Declaration Approved – Georgia

Declaration: Major Disaster Declaration FEMA-4685-DR-GA

Date Requested: Jan 16

Date Approved: Jan 16

Incident: Severe Storms, Straight-line Winds, and Tornadoes

Incident Period: Jan 12

Provides:

- **IA:** 7 counties
- **PA:** 7 counties (debris removal and emergency protective measures [Categories A and B])
- **Hazard Mitigation:** Statewide

FCO: John F. Boyle



■ IA/PA



FEMA

Declaration Approval – Alabama

Declaration: Major Disaster Declaration FEMA-4684-DR – AL

Date Requested: Jan 13

Date Approved: Jan 15

Incident: Severe Storms, Straight-line Winds, and Tornadoes

Incident Period: Jan 12

Provides:

- **IA:** 2 counties
- **PA:** 2 counties (debris removal and emergency protective measures [Categories A and B])
- **Hazard Mitigation:** Statewide

FCO: Kevin A. Wallace, Jr



■ IA/PA



FEMA

Declaration Requests in Process – 4

| State / Tribe / Territory – Incident Description | Type | IA | PA | HM | Requested |
|---|------|----|----|----|-----------|
| UT – Severe Storms and Flooding | DR | | X | X | Oct 19 |
| CA – Heat Dome and Wildfires | DR | X | X | X | Oct 26 |
| Choctaw Nation of Oklahoma – Tornadoes | DR | | X | X | Jan 3 |
| ND – Severe Winter Storms, Snowstorm, and Straight-line Winds | DR | | X | X | Jan 10 |
| CA – Severe Winter Storms, Flooding, Landslides, Mudslides, and Debris Flows – APPROVED | DR | X | X | X | Jan 12 |
| AL – Severe Storms, Straight-Line Winds, and Tornadoes – APPROVED | DR | X | X | X | Jan 13 |
| GA – Severe Winter Storms, Straight-line Winds, and Tornadoes – APPROVED | DR | X | X | X | Jan 16 |



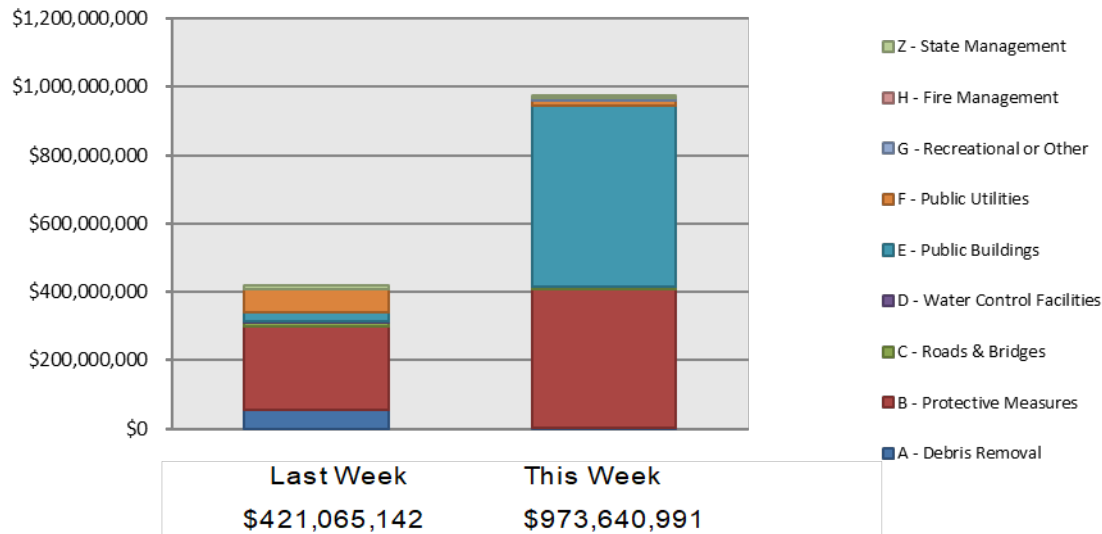
FEMA

Public Assistance Grant Program

PA Project Worksheets Obligated in past week, as of 01/16/2023 at 1500 EDT

| PA Category | Emergency Work | | Permanent Work | | | | H - Fire Management | Z - State Management | Total | |
|-------------------------|--------------------|-------------------------|---------------------|------------------------------|----------------------|----------------------|---------------------|----------------------|----------------|---------------------------|
| | A - Debris Removal | B - Protective Measures | C - Roads & Bridges | D - Water Control Facilities | E - Public Buildings | F - Public Utilities | | | | G - Recreational or Other |
| Number Of PWs Obligated | 23 | 277 | 63 | 4 | 98 | 17 | 13 | 0 | 60 | 555 |
| Federal Share Obligated | \$2,642,555.73 | \$406,063,759.51 | \$7,131,547.71 | \$1,286,204 | \$527,000,222.59 | \$15,988,360.40 | \$5,636,005.04 | \$0 | \$7,892,335.60 | \$973,640,990.62 |

Public Assistance Obligated per Category 1/2/2023 through 01/16/2023



COVID-19 Obligated as of 01/16/2023

- Total Public Assistance Obligated: \$59,420,183,311

This Week's PA Highlights

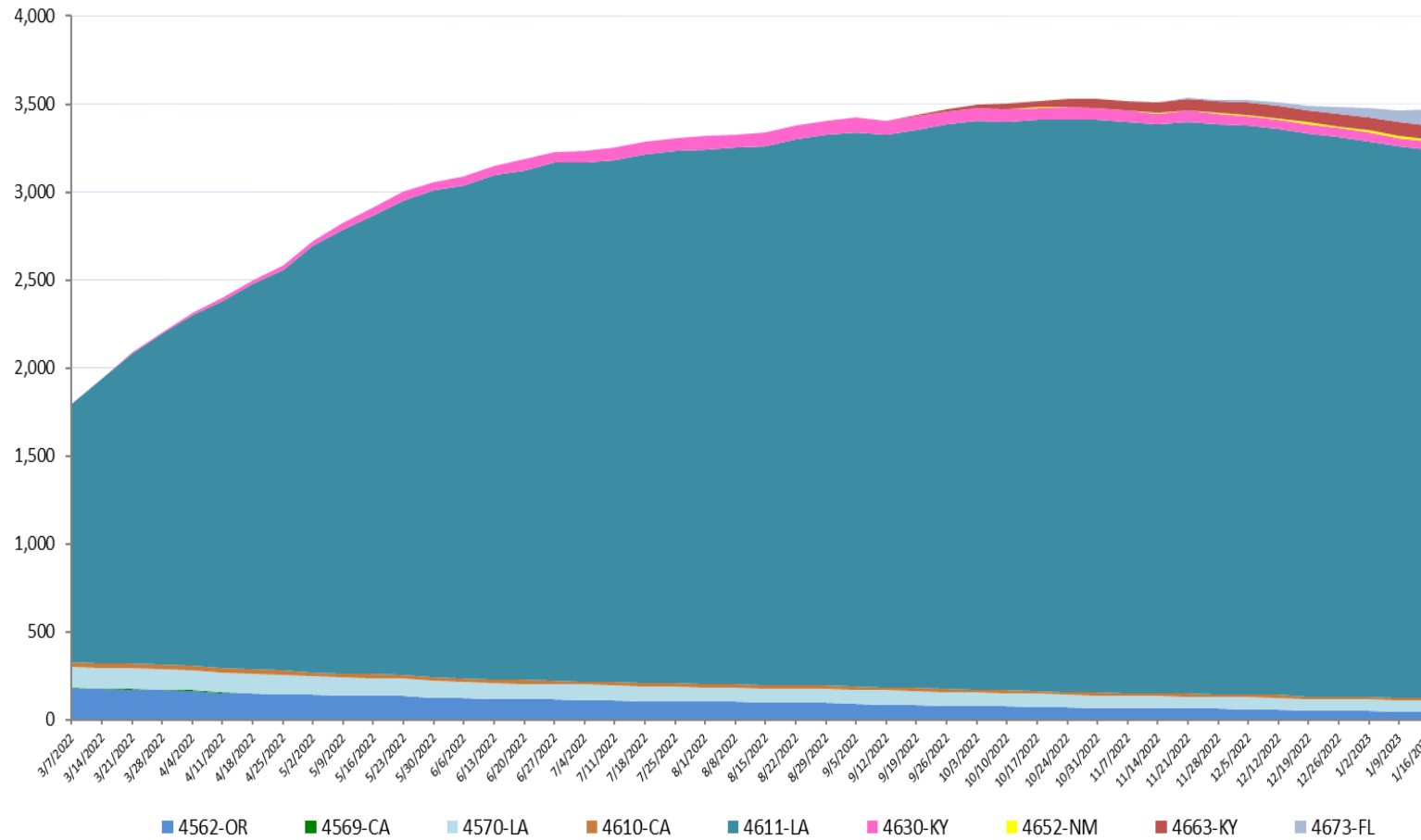
- In 4480-NY
\$180 Million obligated for Category B - Protective Measures
- In 4487-NC
\$70 Million obligated for Category B - Protective Measures
- In 4482-CA
\$81 Million obligated for Category B - Protective Measures



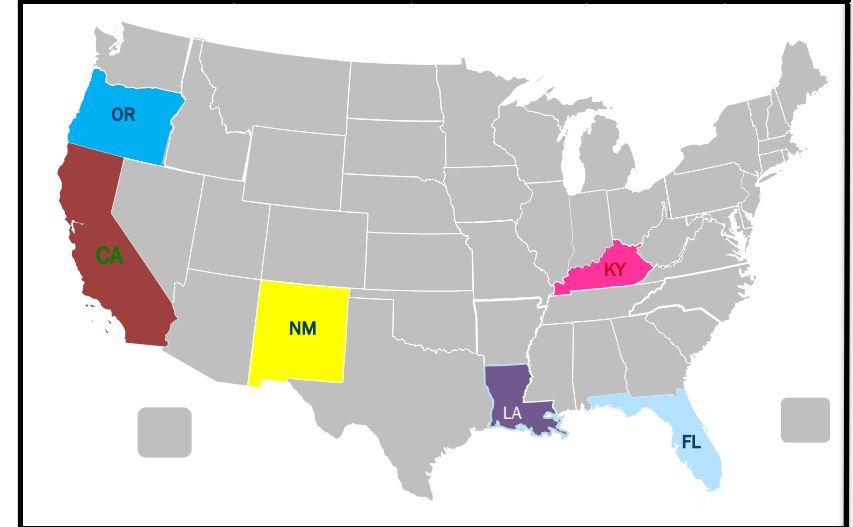
Direct Housing

Total Households in FEMA Direct Housing per State

Past Year per Week, 3/7/2022 - 01/16/2023. There are currently **4,185** Households Occupying **4,210** Temporary Units.



| DR | IA Declaration Date | Program End Date | Current # of Households in Direct Housing (Weekly Change) |
|---------|---------------------|------------------|---|
| 4673-FL | 9/29/2022 | 3/29/2024 | 88 (17) |
| 4663-KY | 7/29/2022 | 1/29/2024 | 80 (4) |
| 4652-NM | 5/4/2022 | 11/4/2023 | 13 (1) |
| 4630-KY | 12/12/2021 | 6/13/2023 | 45 (0) |
| 4611-LA | 8/29/2021 | 2/28/2023 | 3119 (-17) |
| 4610-CA | 8/24/2021 | 2/24/2023 | 15 (0) |
| 4570-LA | 10/16/2020 | 4/16/2022 | 64 (-1) |
| 4562-OR | 9/15/2020 | 3/15/2022 | 44 (-2) |
| 4559-LA | 8/28/2020 | 2/28/2022 | 717 (-6) |

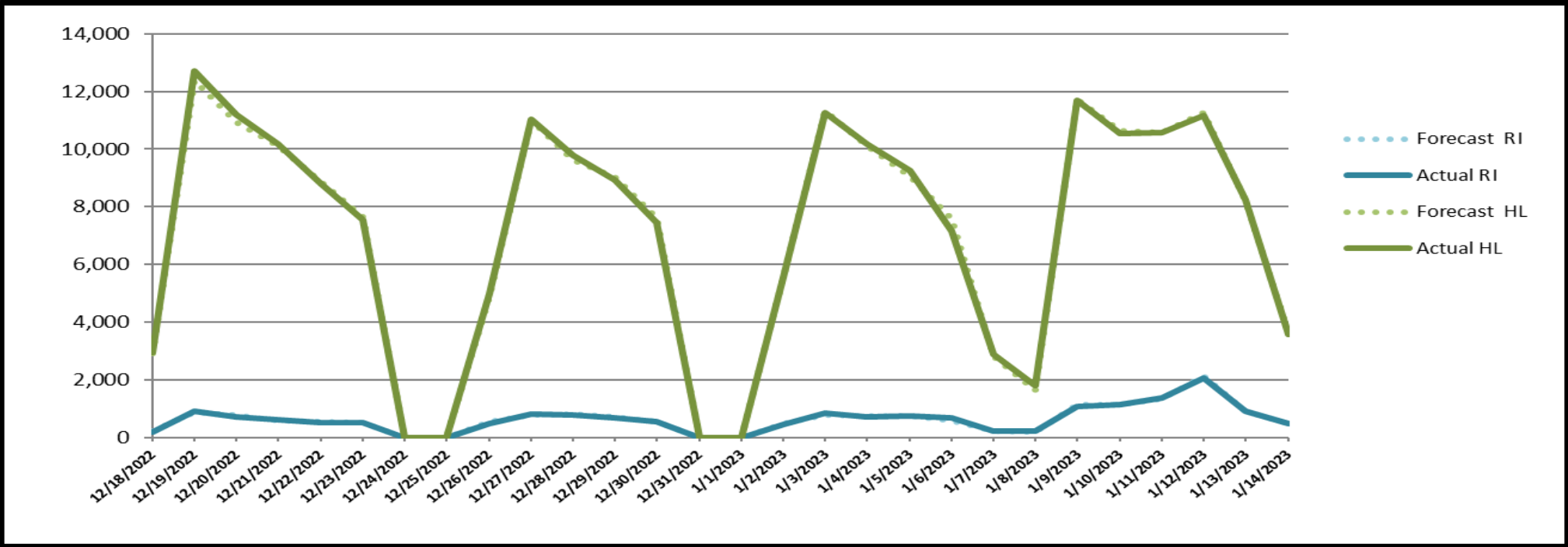


States with Currently Occupied Units

NPSC Call Activity

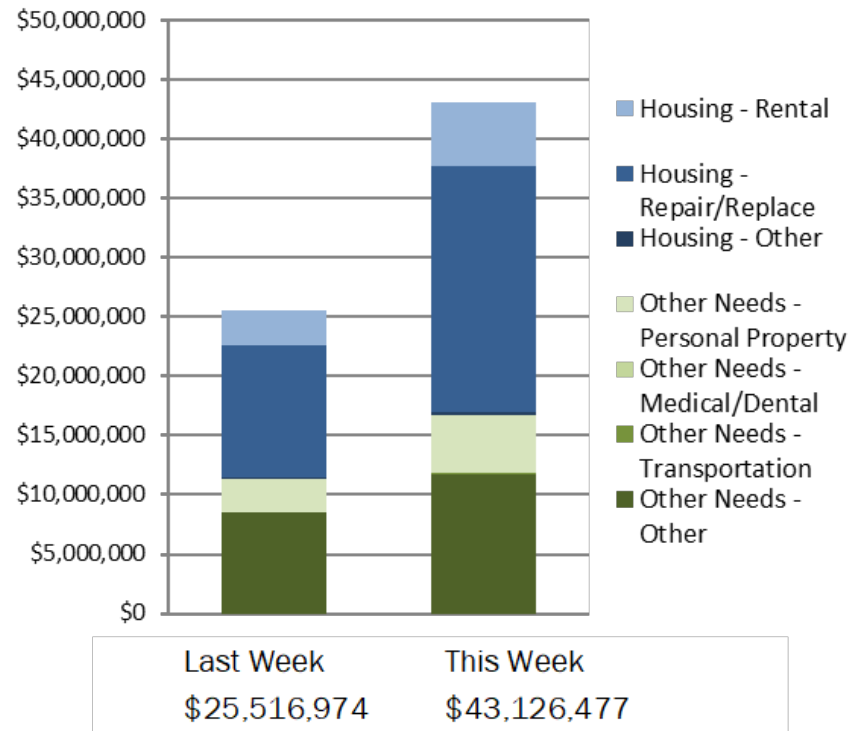
| NPSC Call Activity in the Past Week 1/08/2023 through 1/14/2023 | | |
|--|-----------------|--------------|
| Call Type | Projected Calls | Actual Calls |
| Registration Intake: | 3,572 | 3,610 |
| Helpline: | 46,414 | 46,273 |
| Combined: | 49,986 | 49,883 |

NPSC Call Forecasting and Actual Calls Over the Past 4 Weeks
12/18/2022 through 1/14/2023



Individual Assistance Activity

IHP Approved per Category in the Past
2 Weeks – 01/02/2023 through 01/16/2023





FEMA

Helping people before, during, and after disasters.



Scan to subscribe to this briefing.