

FEMA National Watch Center

Daily Operations Briefing

Tuesday, January 10, 2023

8:30 a.m. ET



FEMA

National Current Ops / Monitoring

New Significant Incidents / Ongoing Ops

- Heavy Rain / Flooding – California

Hazard Monitoring

- Heavy Rain / Flash Flooding – California
- Heavy Snow – California and Central Great Basin
- Freezing Rain – Upper Mississippi Valley

Disaster Declaration Activity

- One amendment issued

Event Monitoring

- No significant events



FEMA

Heavy Rain / Flooding – California

Situation: A powerful atmospheric river will intensify today over California and western Nevada; additional heavy rain, heavy mountain snow, and damaging winds up to 60 MPH expected. Flash flooding and debris flows are possible over burn scar areas. Scattered power outages continue. Readiness efforts are being ramped up with the establishment of a joint interagency state and federal contingency planning group. Flood Watches remain in effect for much of the state through this evening.

Lifeline Impacts: (FEMA RIX SLB 10:47 p.m. ET, Jan 9)

Safety and Security:

- Evacuation orders issued for Santa Cruz, Santa Barbara, Sacramento, and Solano counties for 52k residents
- 3 (-1) schools closed in the impacted area

Food, Water, Sheltering: 15 (+5) shelters; 236 (-38) occupants

Health and Medical:

- 14 (+2) confirmed storm related fatalities
- 2 nursing homes evacuated; Stanislaus / Santa Barbara counties

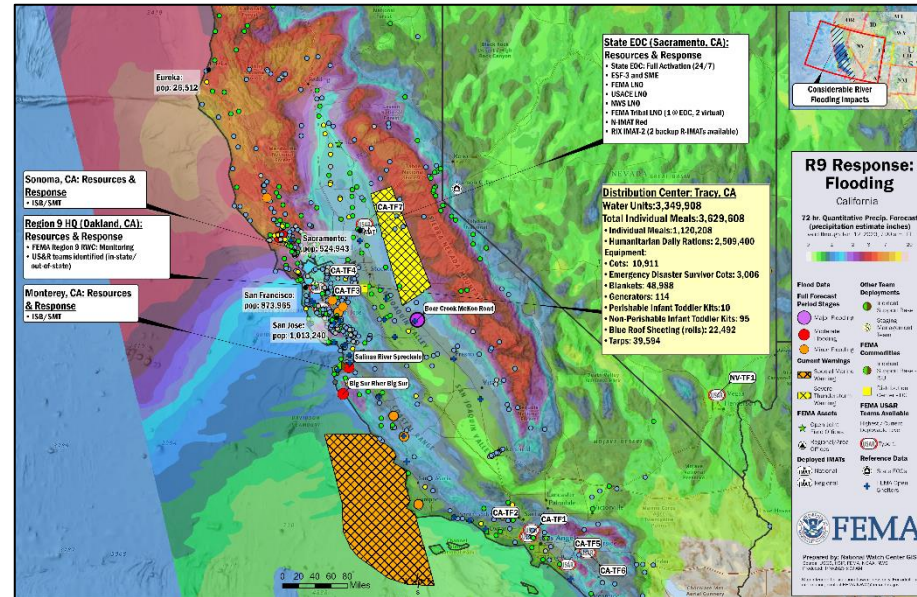
Energy: (Eagle-1, as of 5:30 a.m. ET, Jan 9)

- 30k (-91k) customers without power statewide: Counties most affected Los Angeles: 12k, Sacramento: 14k

Communication: Minimal service outages

Transportation:

- Multiple road closures due to flooding; debris removal ongoing
- Rail services 11 and 14 between Los Angeles and Seattle will resume operations today
- Santa Barbara Municipal Airport closed due to flooding
- Systemwide light rail disruption due to winds, power outages, and debris obstructing tracks



State / Local Response:

- CA EOC: Full Activation (Flooding); Gov: Declared State of Emergency; CA NG authorized to use high water vehicles
- Flood Operation Center: city of Sacramento activated
- 13 cities / 19 counties have issued Proclamations of Local Emergency; 30 (+2) county EOCs activated
- Tuolumne Band of Mi-Wuk Indians declared State of Emergency

FEMA / Federal Response:

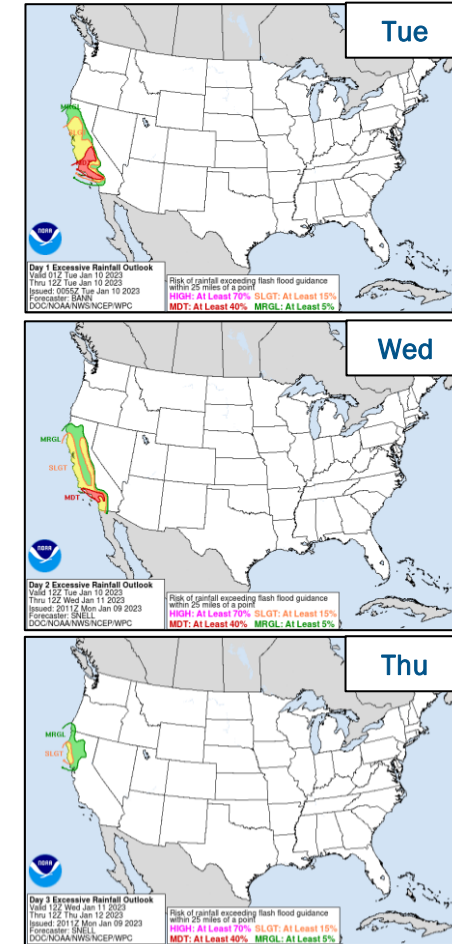
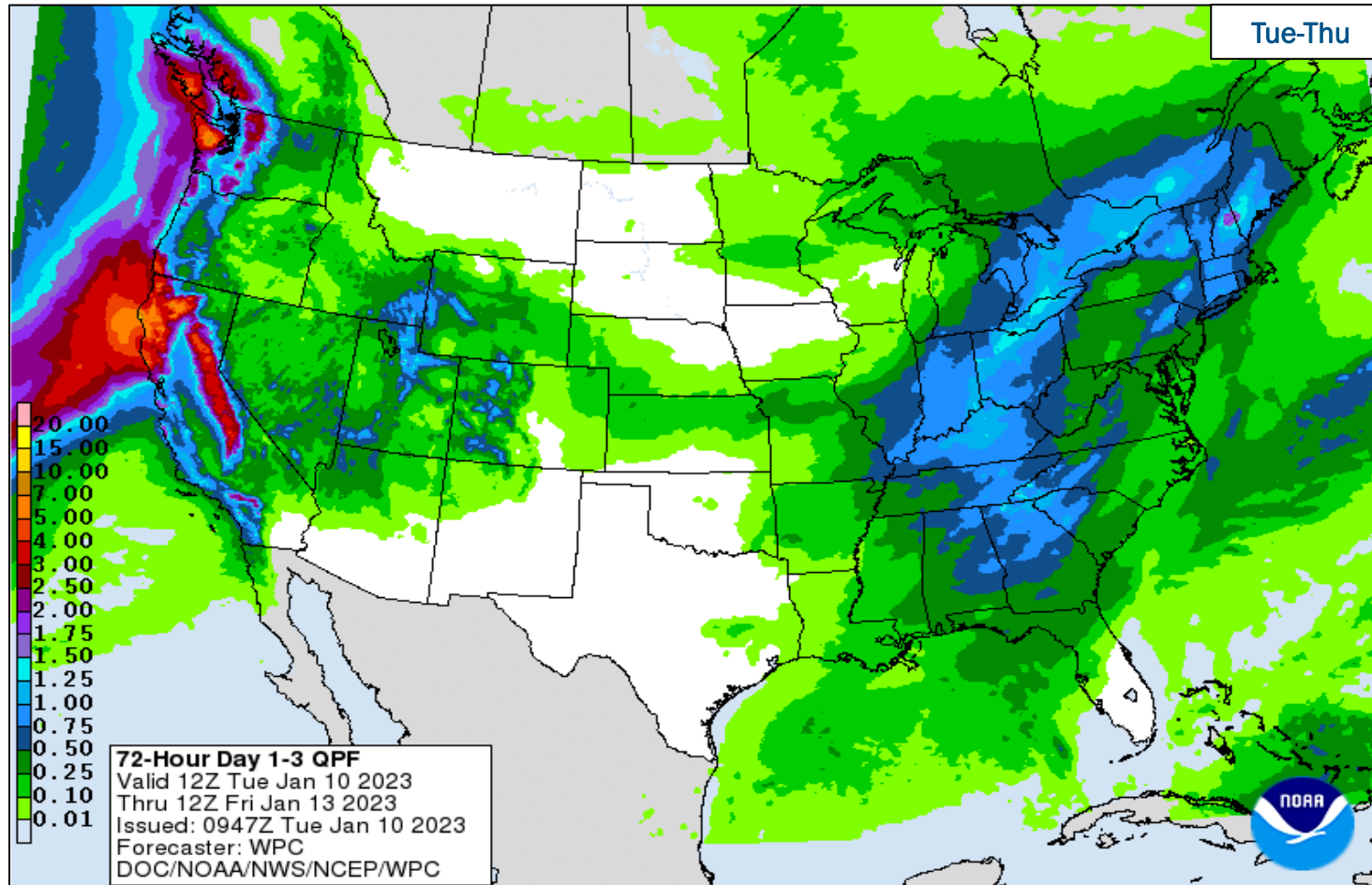
- FEMA-3591-EM approved Jan 9
- RIX IMAT-2 and NIMAT RED deployed to CA EOC
- ISB and SMT teams deployed
- US&R: Team White rostered / prepared to deploy in 2hrs
- 3 FEMA Tribal LNOs / 1 FEMA LNO deployed to CA EOC
- 1 USACE LNO and 1 NWS LNO deployed to CA EOC
- 6 Bothell MERS personnel deploying to CA EOC today
- National Watch and FEMA RIX will continue to monitor
- FEMA NRCC remains rostered
- Tribal LNO providing coordination with the Kaisha Band of Pomo Indians for federal support



FEMA

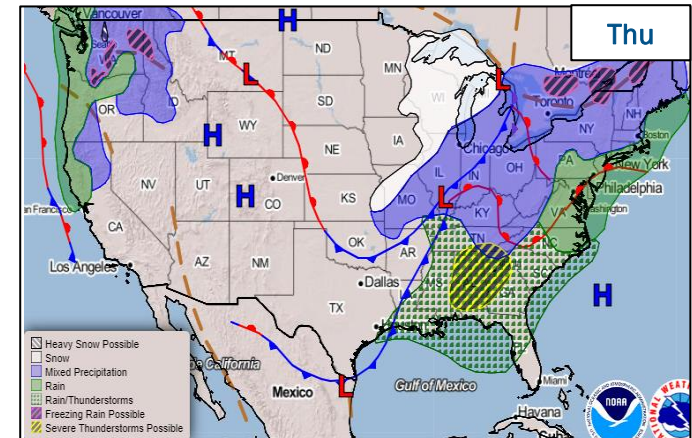
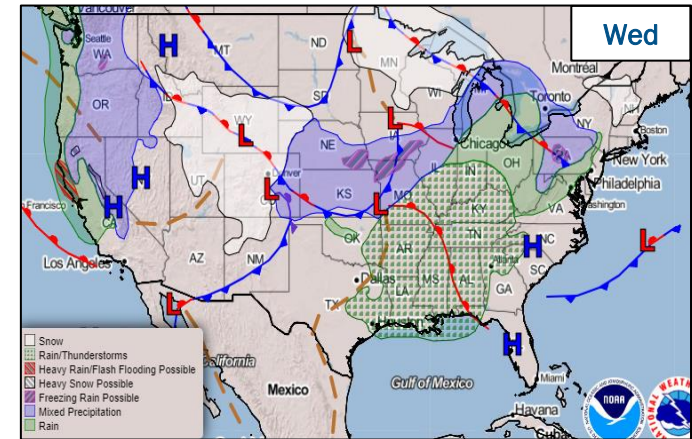
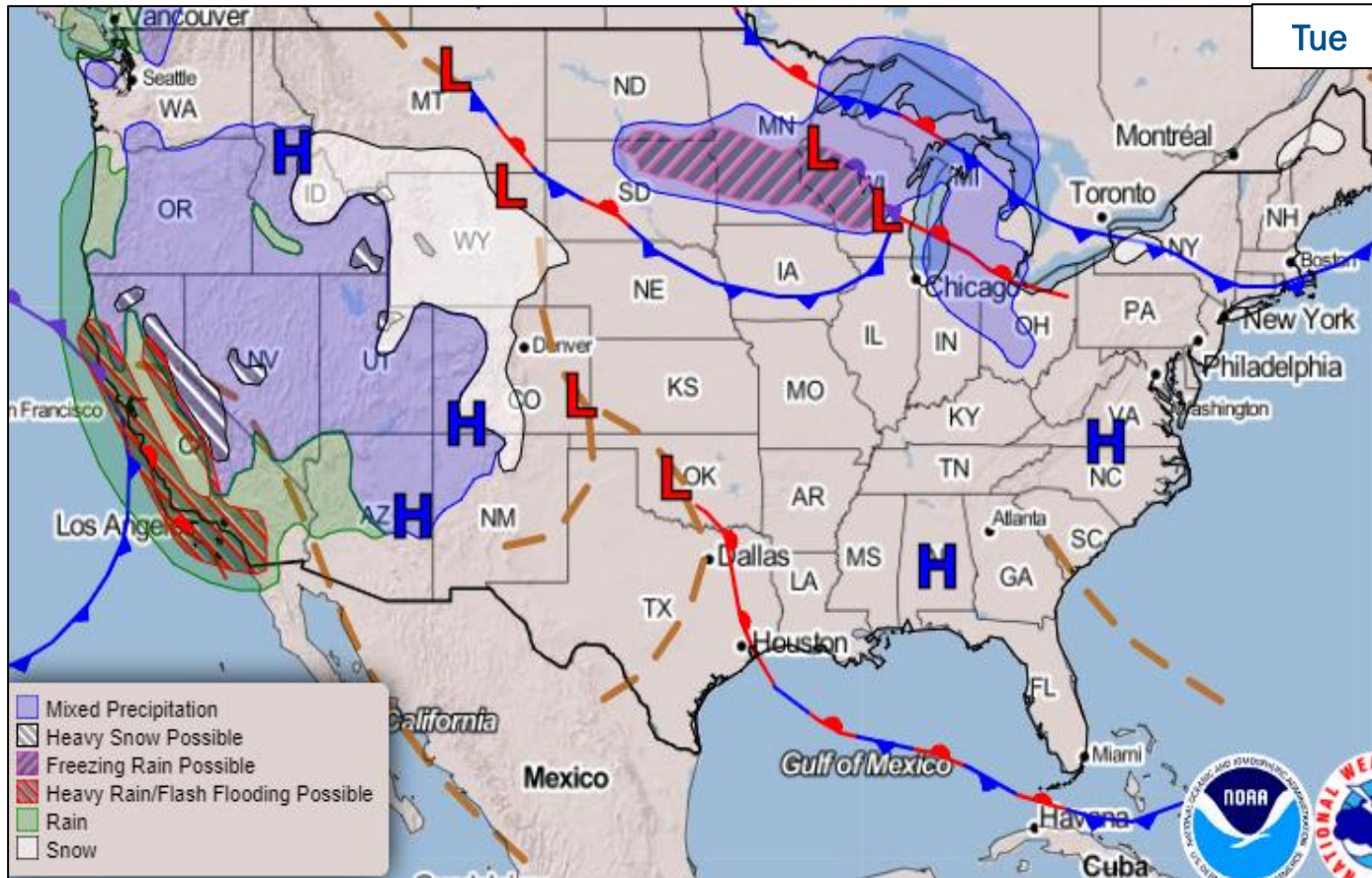
National Watch Center

Precipitation & Excessive Rainfall



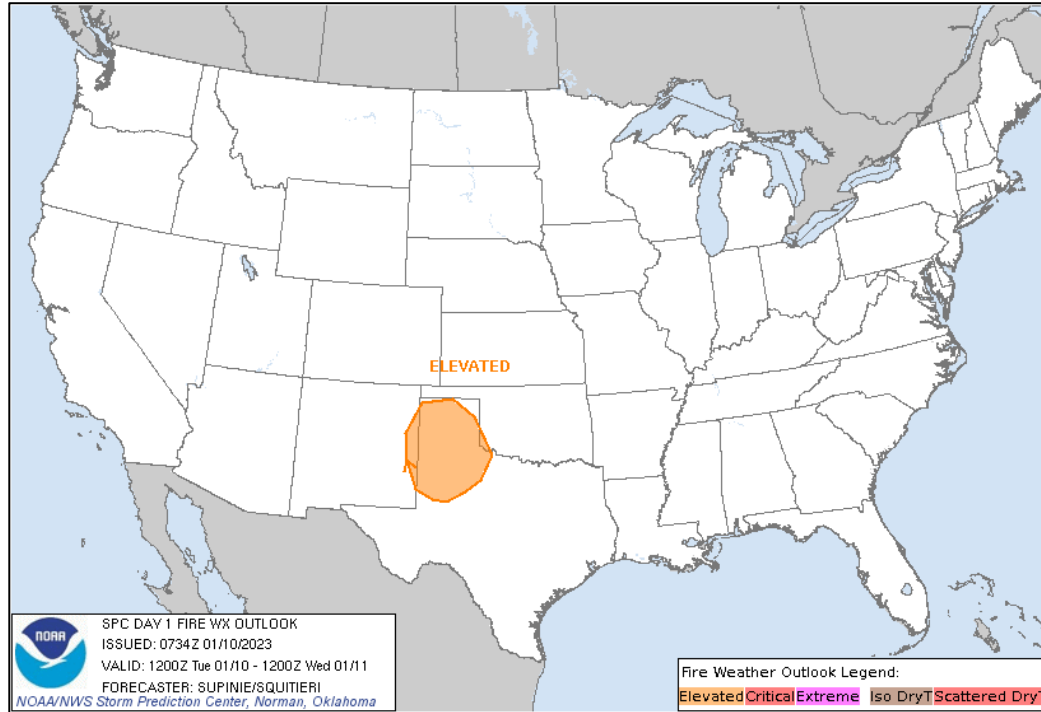
FEMA

National Weather Forecast

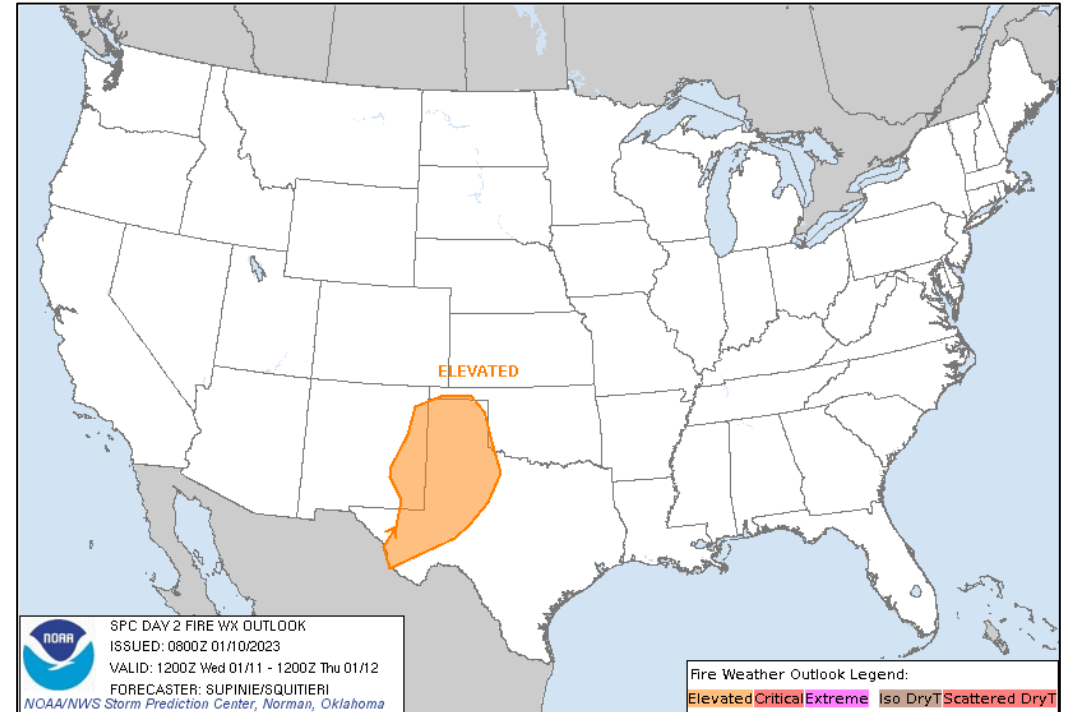


FEMA

Fire Weather Outlook



Today



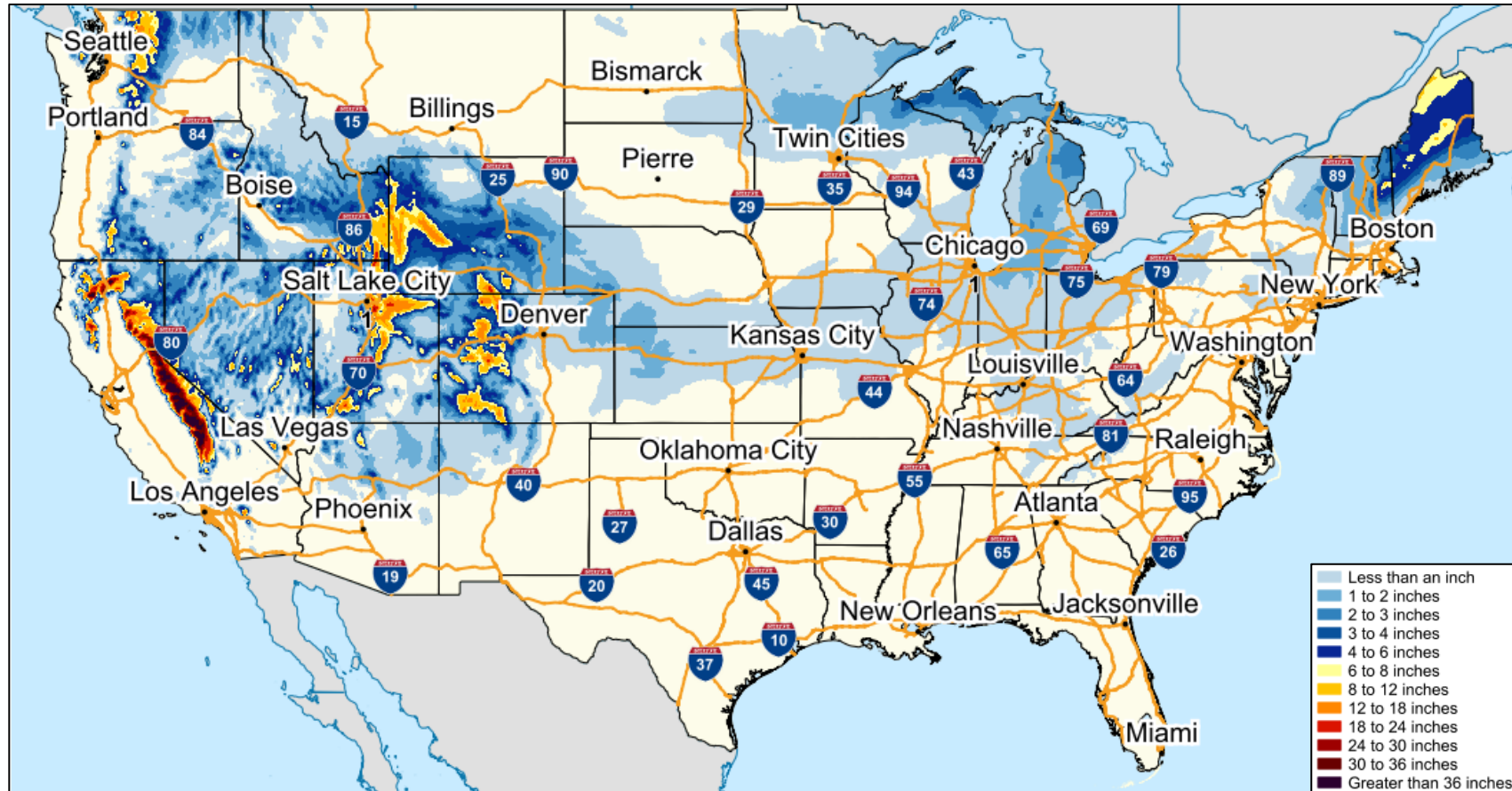
Tomorrow



FEMA

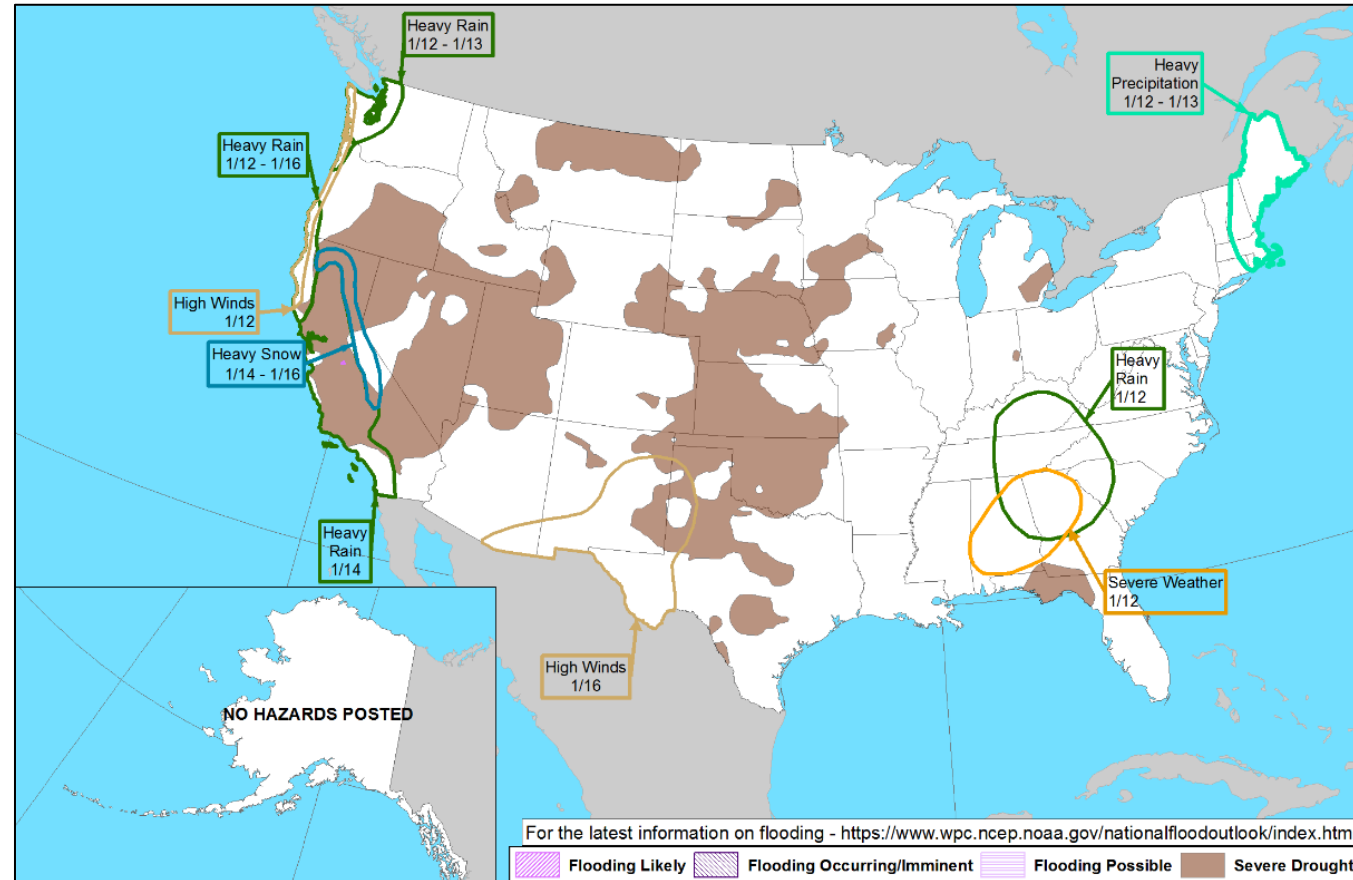
National Watch Center

Snowfall Forecast



FEMA

Hazards Outlook – Jan 12-16



FEMA

FEMA Common Operating Picture

15
Joint Field
Offices

9
Virtual Joint
Field Offices

54
Major
Disasters

13
Emergency
Declarations

Tuesday
January 10, 2023
8:30 a.m. ET

FEMA HQ		
NWC	NRCC	
Monitoring	Rostered	
FEMA REGIONS		
Watch	RRCC	
Monitoring	I	Rostered
Monitoring	II	Rostered
Monitoring	III	Rostered
Monitoring	IV	Rostered
Monitoring	V	Rostered
Monitoring	VI	Rostered
Monitoring	VII	Rostered
Monitoring	VIII	Rostered
Monitoring	IX	Rostered
Monitoring	X	Rostered
Notes:		
RWCCs/RRCCs:	STATE EOCs:	
	<ul style="list-style-type: none"> NJ: TC/Ida, Monkeypox KY/TN/WA/WV: Winter Weather CO/NJ: Avian Influenza PR: TC Fiona FL: TC Ian IL: SW Border Bus Reception and Coordination CA/NM: Flooding NM: Wildfires TX: Severe Weather/ Ongoing Operations KS: All Hazards CO: Public Health Support, Suncor Refinery AZ/CO: SW Border Coordination AS/CA/HI: Seismic Activity OR: RSV & Influenza Surge WA: European Green Crabs, Flu & RSV Season 	
Surge Capacity Force		
Rostered	Deployed	
7,685	0	

N-IMATs	
2-4 Teams Available	
Red	CA
White	FL
Blue	
Gold	
R-IMATs	
≥ 7 Teams Available	
I	1
II	
III	
IV-1	FL
IV-2	
V	3
VI-1	2
VI-2	
VII	
VIII	
IX-1	Personnel
IX-2	CA
X	Personnel

REGIONAL BREAKDOWN			
	JFO/VJFO	DR	EM
I	2/0	5	0
II	2/3	5	5
III	0/0	3	0
IV	2/1	8	4
V	2/0	4	0
VI	2/1	3	3
VII	2/1	4	0
VIII	1/1	4	0
IX	0/1	7	1
X	2/1	11	0



Alaska



Northern Mariana Islands



Guam

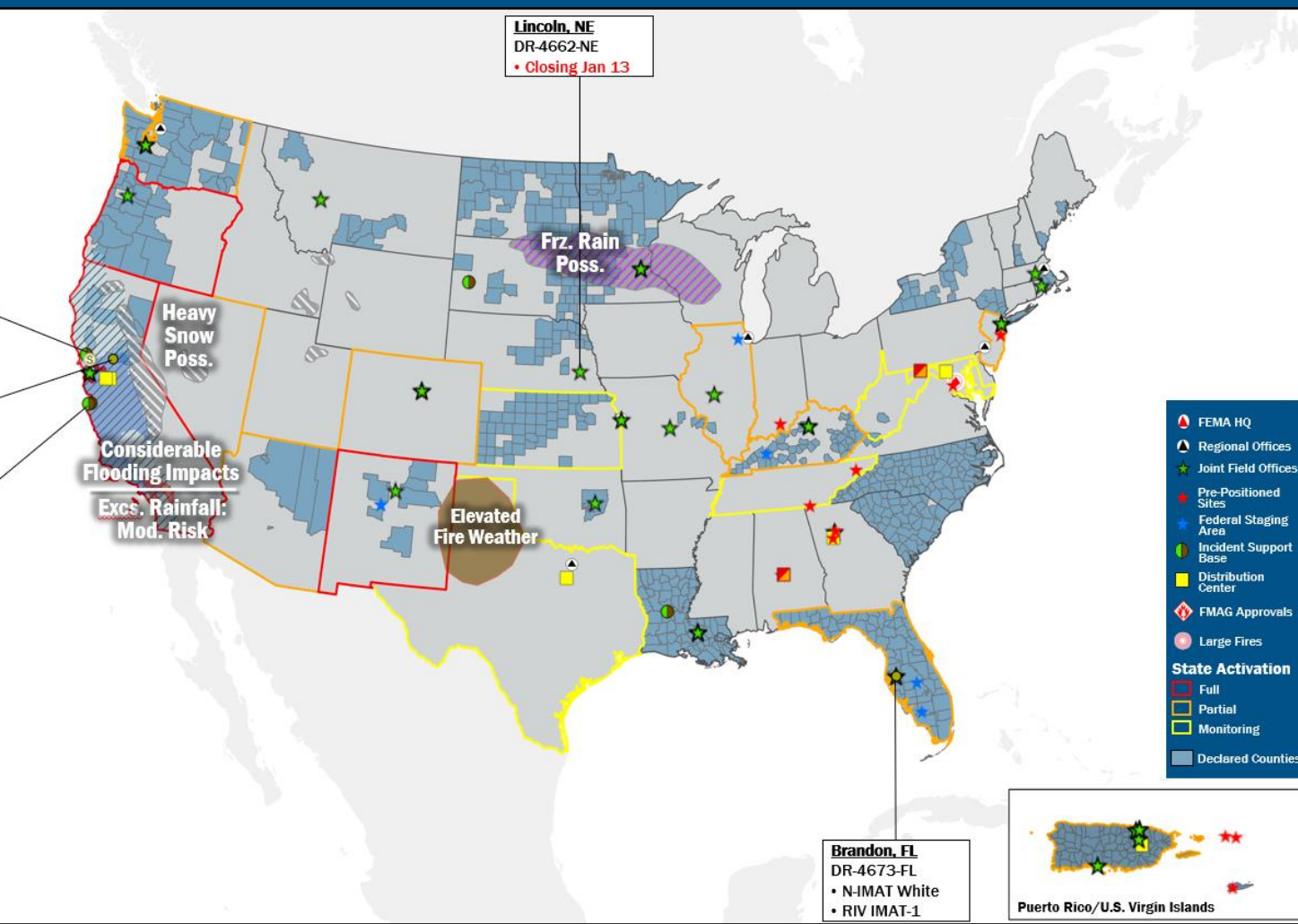


American Samoa



Hawaii

- Sonoma, CA**
EM-3591-CA
• ISB/SMT
- Sacramento, CA**
EM-3591-CA
• N-IMAT Red
• RIX IMAT-2
- Monterey, CA**
EM-3591-CA
• ISB/SMT



- FEMA HQ
- Regional Offices
- Joint Field Offices
- Pre-Positioned Sites
- Federal Staging Area
- Incident Support Base
- Distribution Center
- FMAG Approvals
- Large Fires
- State Activation**
- Full
- Partial
- Monitoring
- Declared Counties

IM Workforce

13,304 (+7) Assigned
3,482 (+9) Unavailable
5,160 (+48) Deployed

35% / 4,662 (-50) Available

IM Cadre Availability ≤ 25% Availability

Disability Integration: 23% (15/64); Environmental Planning and Historic Preservation: 23% (194/833); Field Leadership: 21% (30/141); Hazard Mitigation: 24% (293/1230); Public Assistance: 19% (417/2,191); Planning: 21% (102/476) Safety 8% (6/47)

MERS

≥ 66%

36 Assigned
0 Unavailable
1 (+1) Deployed

35 (-1) Available

US&R

≥ 66%

28 Assigned
3 Unavailable
0 Deployed

25 Available

FCO

≤ 1 Type I

50 Assigned
2 Unavailable
43 (+1) (26 FCOR) Deployed

5 (-1) Available

Joint Preliminary Damage Assessments

Region	State / Location	Incident	IA	Number of Counties		Start - End
			PA	Requested	Complete	
VI	Muscogee (Creek) Nation	Winter Weather Dec 21 and continuing	IA	0	0	N/A
			PA	1	1 (+1)	1/9 - 1/10
IX	HI	Mauna Loa Volcanic Eruption Nov 27 - Dec 16	IA	0	0	N/A
			PA	1	0	1/5 - TBD



FEMA

Declaration Amendments

Declaration	Number	Issued	Action
FEMA-3591-EM-CA	1	Jan 9	Adds 14 counties for emergency protective measures, under Public Assistance program



FEMA

Declaration Requests in Process – 4

State / Tribe / Territory – Incident Description	Type	IA	PA	HM	Requested
UT – Severe Storms and Flooding	DR		X	X	Oct 19
CA – Heat Dome and Wildfires	DR	X	X	X	Oct 26
WA – Severe Winter Storms, Straight-line winds, Flooding, Landslides, and Mudslides	DR		X	X	Dec 28
Choctaw Nation of Oklahoma – Tornadoes	DR		X	X	Jan 3



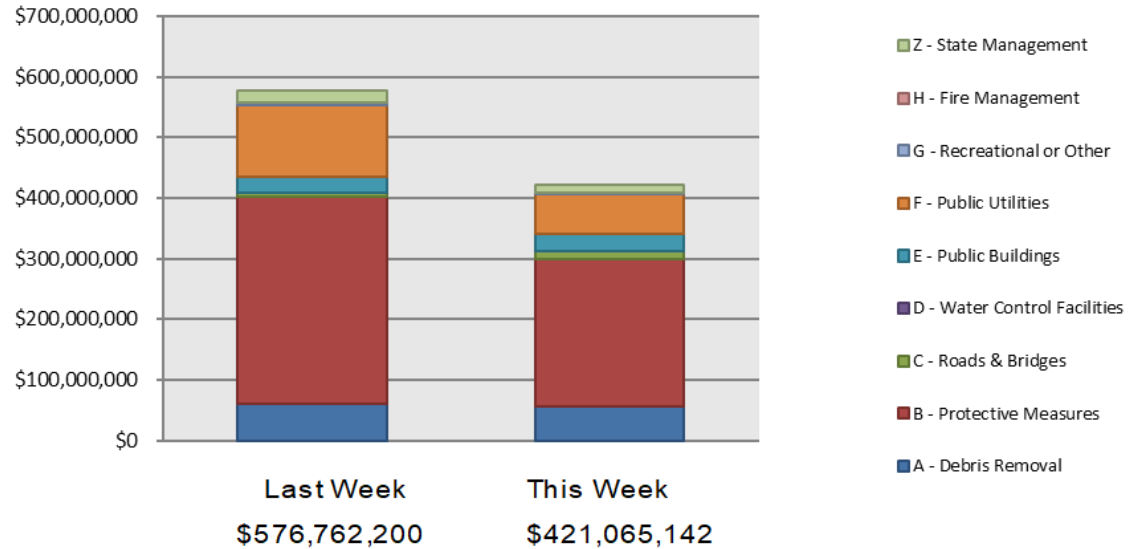
FEMA

Public Assistance Grant Program

PA Project Worksheets Obligated in past week, as of 01/09/2023 at 1500 EDT

PA Category	Emergency Work		Permanent Work				H - Fire Management	Z - State Management	Total	
	A - Debris Removal	B - Protective Measures	C - Roads & Bridges	D - Water Control Facilities	E - Public Buildings	F - Public Utilities				G - Recreational or Other
Number Of PWs Obligated	33	257	61	7	38	62	15	0	52	525
Federal Share Obligated	\$56,417,097.09	\$243,512,831.67	\$12,011,681.66	\$762,118	\$27,624,950.48	\$66,049,034.66	\$1,981,788.84	\$0	\$12,705,639.92	\$421,065,142.16

Public Assistance Obligated per Category 12/26/2022 through 01/09/2023



COVID-19 Obligated as of 01/09/2023

- Total Public Assistance Obligated: \$58,941,294,190

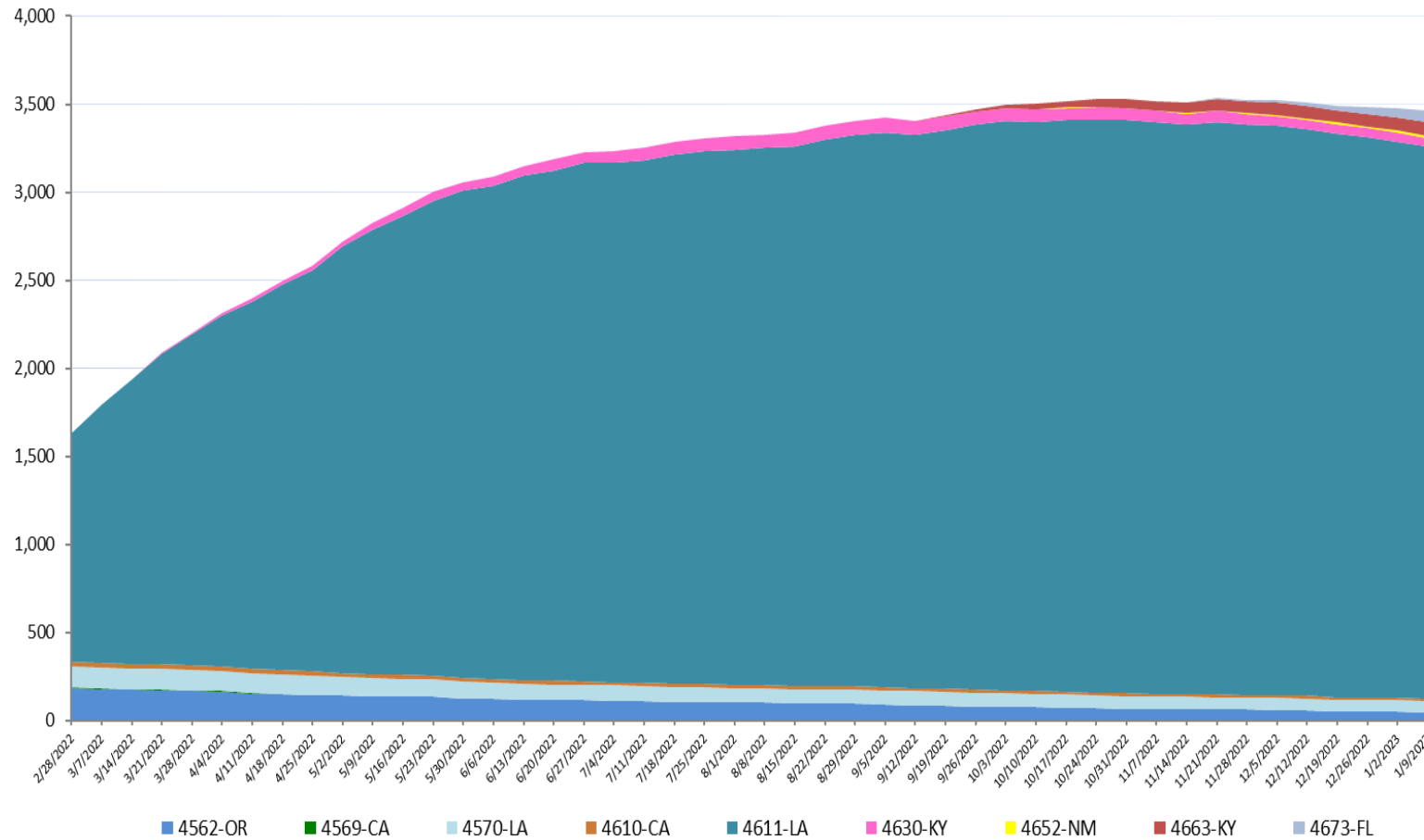
This Week's PA Highlights

- In 4671-PR
\$69 Million obligated for Category B - Protective Measures
- In 4339-PR
\$60 Million obligated for Category F - Public Utilities
- In 4644-VA
\$36 Million obligated for Category A - Debris Removal

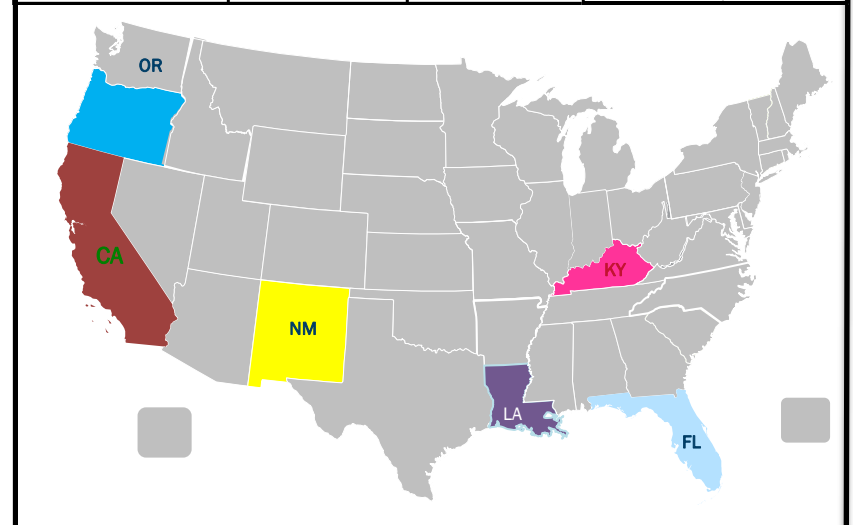
Direct Housing

Total Households in FEMA Direct Housing per State

Past Year per Week, 2/28/2022 – 01/09/2023. There are currently **4,187** Households Occupying **4,211** Temporary Units.



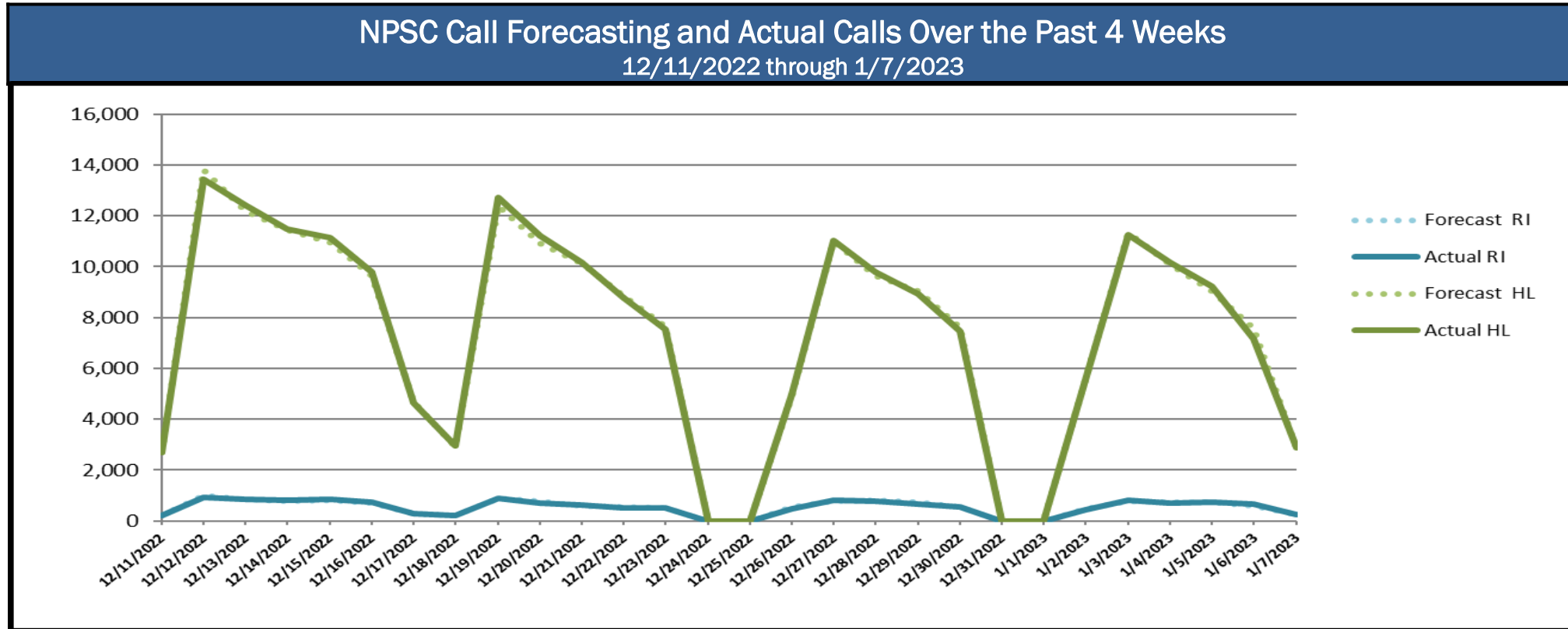
DR	IA Declaration Date	Program End Date	Current # of Households in Direct Housing (Weekly Change)
4673-FL	9/29/2022	3/29/2024	69 (15)
4663-KY	7/29/2022	1/29/2024	76 (3)
4652-NM	5/4/2022	11/4/2023	12 (1)
4630-KY	12/12/2021	6/13/2023	45 (-5)
4611-LA	8/29/2021	2/28/2023	3136 (-21)
4610-CA	8/24/2021	2/24/2023	15 (0)
4570-LA	10/16/2020	4/16/2022	65 (-1)
4562-OR	9/15/2020	3/15/2022	46 (-5)
4559-LA	8/28/2020	2/28/2022	723 (-6)



States with Currently Occupied Units

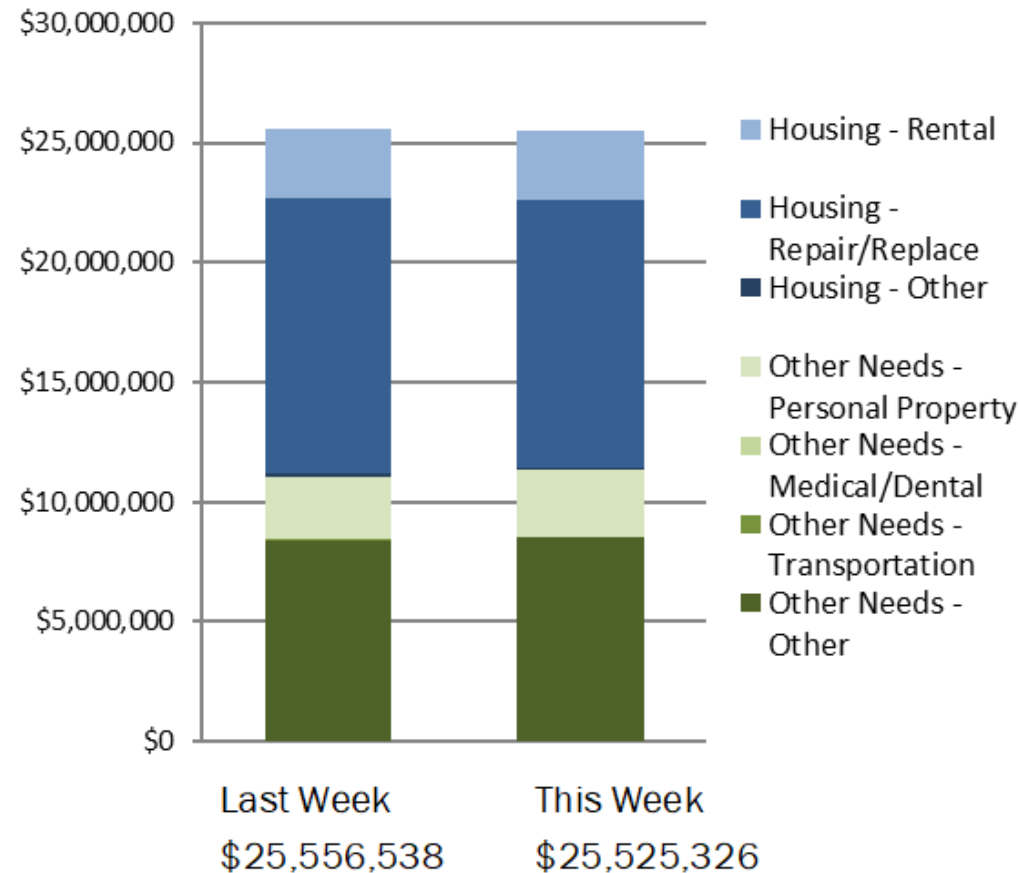
NPSC Call Activity

NPSC Call Activity in the Past Week 1/01/2023 through 1/07/2023		
Call Type	Projected Calls	Actual Calls
Registration Intake:	3,398	3,287
Helpline:	42,173	42,229
Combined:	45,571	45,516



Individual Assistance Activity

IHP Approved per Category in the Past
2 Weeks – 12/26/2022 through 01/09/2023





FEMA

Helping people before, during, and after disasters.



Scan to subscribe to this briefing.