

FEMA National Watch Center

Daily Operations Briefing

Tuesday, January 9, 2024

8:30 a.m. ET



FEMA

National Current Ops / Monitoring

New Significant Incidents / Ongoing Ops

- No new significant incidents /operations

Hazard Monitoring

- Heavy Rain/Flash Flooding – Southeast to the Northeast
- Freezing Rain – Appalachians and Great Lakes to the Northeast
- Severe Thunderstorms – Southeast to the Mid-Atlantic
- Heavy Snow – Pacific Northwest to the Northern Rockies, and the Middle Mississippi Valley to the Great Lakes, and Northeast

Disaster Declaration Activity

- Requested: Major Disaster Declaration – AK

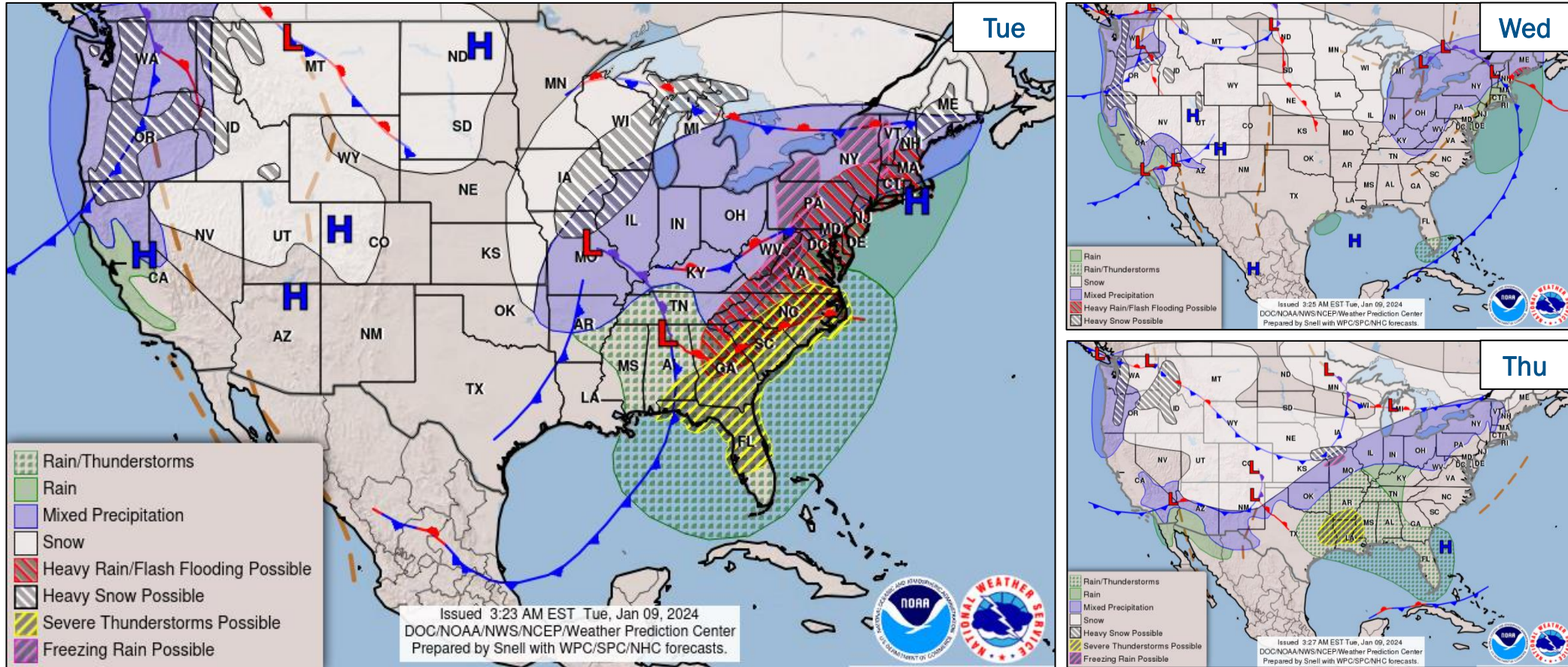
Event Monitoring

- No significant events



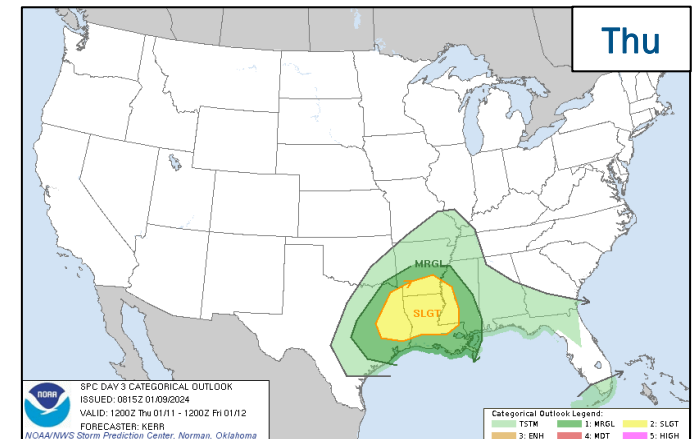
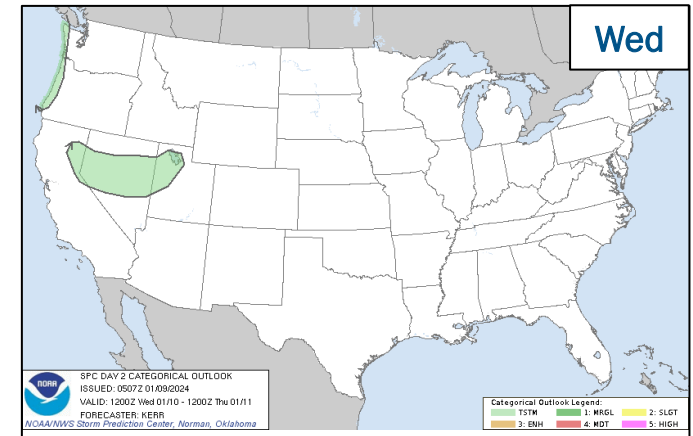
FEMA

National Weather Forecast



FEMA

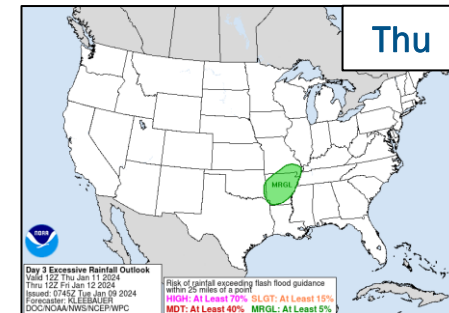
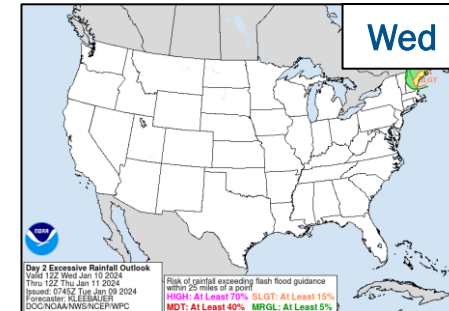
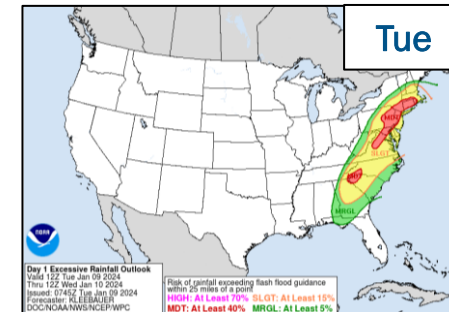
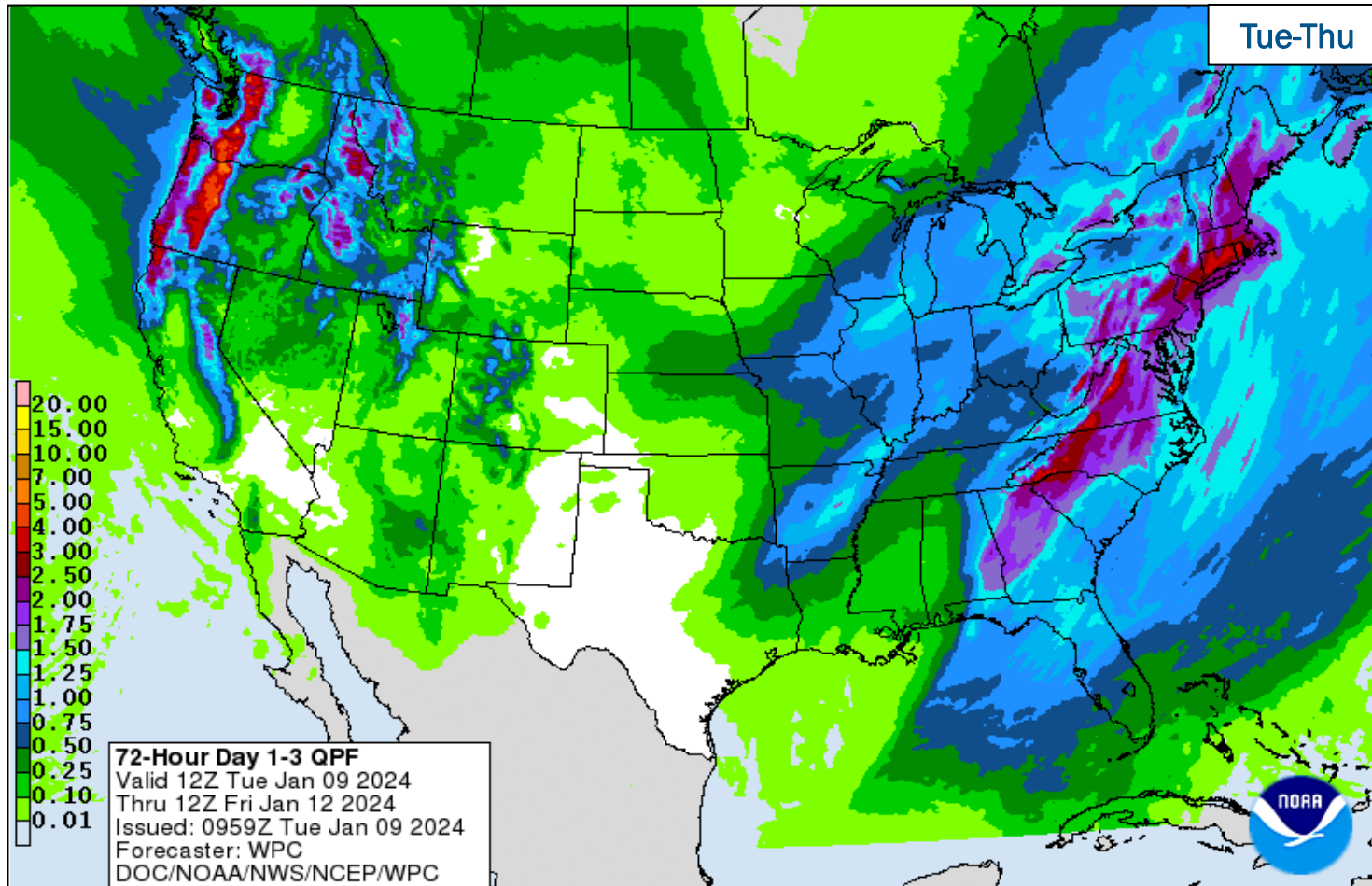
Severe Weather Outlook



FEMA

National Watch Center

Precipitation & Excessive Rainfall



FEMA

Heavy Rain and Flash Flooding – Gulf Coast to the Northeast

Current Situation: Widespread and potentially significant river and flash flooding is likely for much of the Eastern U.S. today. Powerful onshore winds will lead to widespread moderate to locally major coastal flooding through the Mid-Atlantic and southern New England tidal rivers and bays through Wednesday. Widespread wind gusts of 55 MPH are likely across the central Appalachians, much of the Eastern Seaboard, and New England today into tonight. Prepare for power outages. Severe thunderstorms are also possible across the Southeast today.

Potential Impacts:

- Several tornadoes likely with a couple of intense tornadoes possible
- Scattered damaging winds likely with isolated significant gusts to 75 mph possible; causing power outages throughout the Southeast
- Localized flash flooding and elevated river levels expected

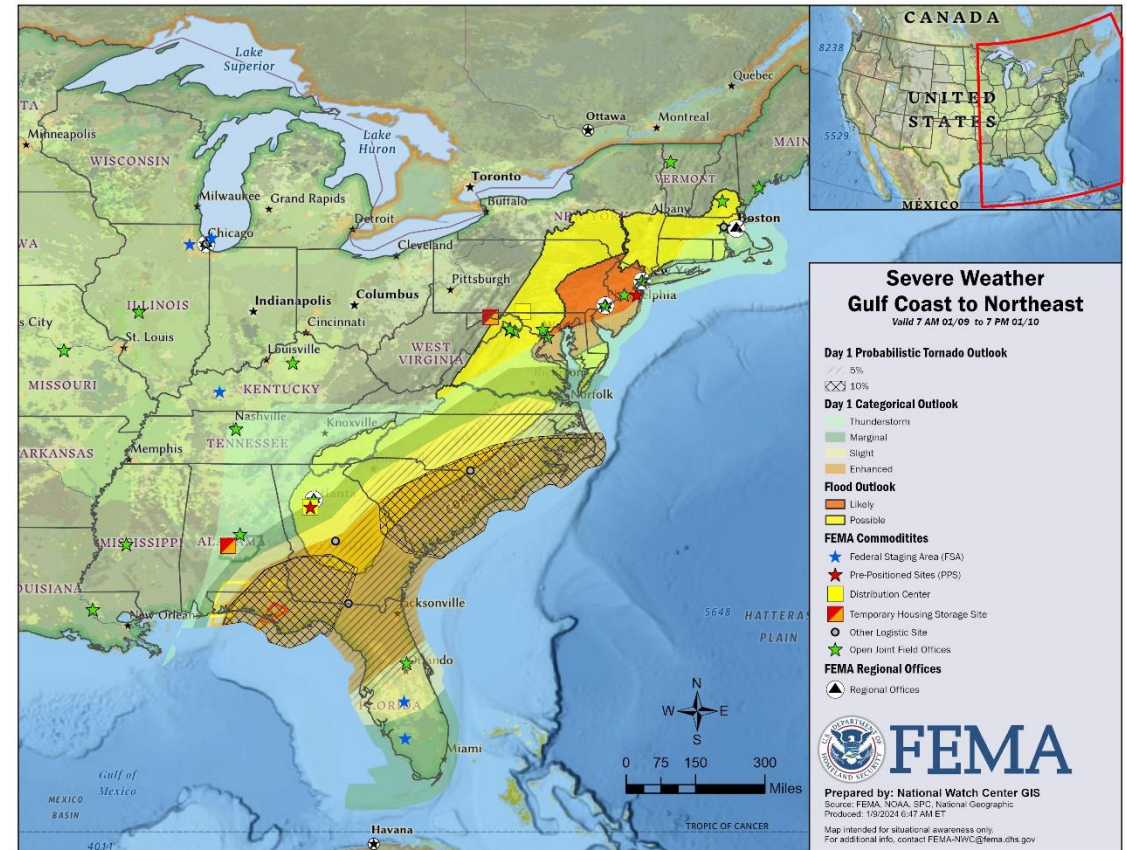
State/Local Response:

- AL, FL, GA, and MS EOC: Partial Activation (Severe Weather)
- TN, MD, and VA EOC: Monitoring (Severe Weather)
- NC Governor declared State of Emergency on Jan 9

FEMA / Federal Response:

- Region III-IV RWC: Enhanced; RRCCs are Rostered
- FEMA IMAT 4-2: Deployed to TN

FEMA NWC will continue to monitor in coordination with FEMA Region IV, the next update will be in the National Situation Report at 5:00 p.m. ET

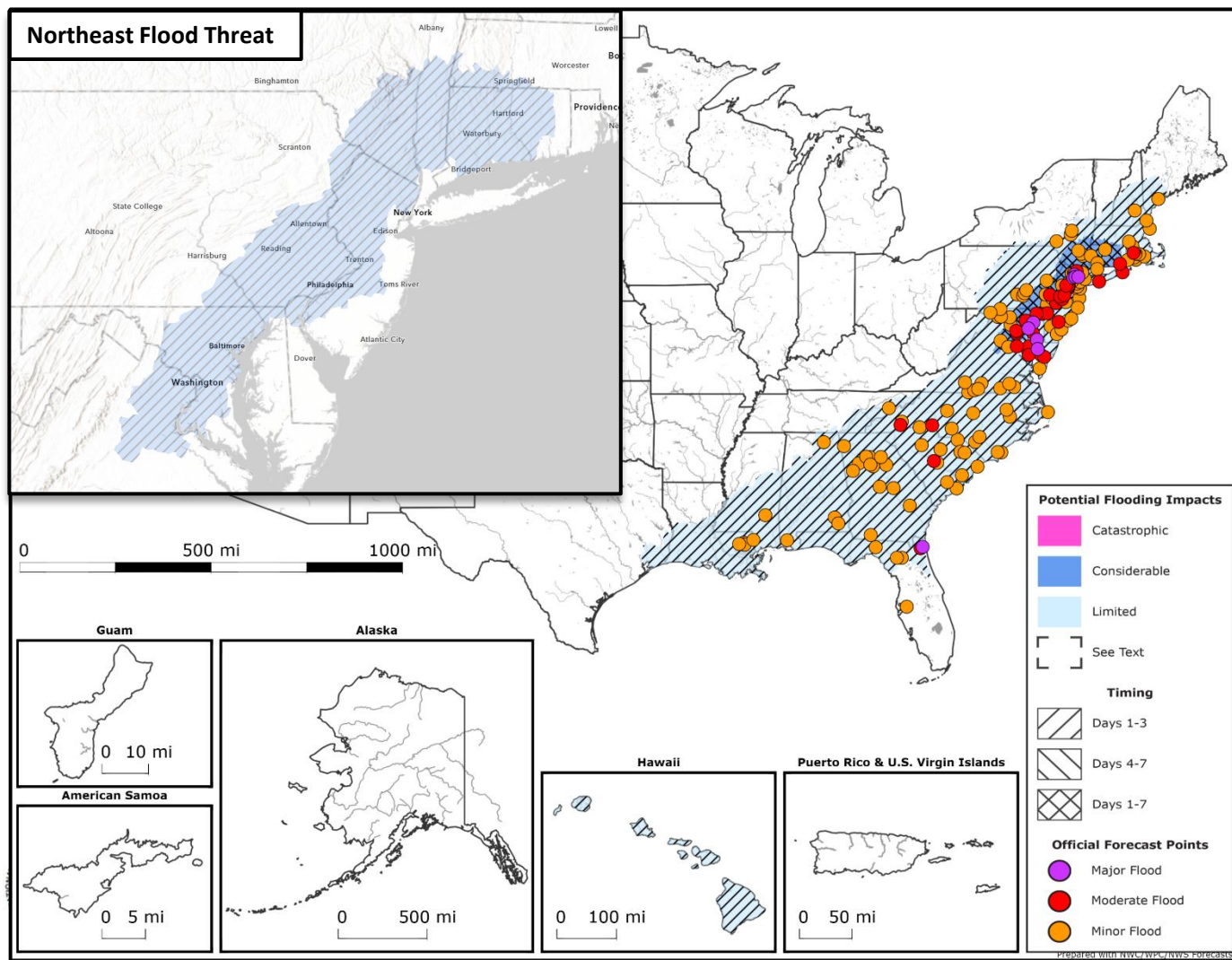


FEMA

National Watch Center

East Coast Flooding

7-DAY FLOOD HAZARD OUTLOOK



Potential Flooding Impacts

Catastrophic

Considerable

Limited

Timing



DAYS 1-3



DAYS 4-7

River Forecast



MINOR

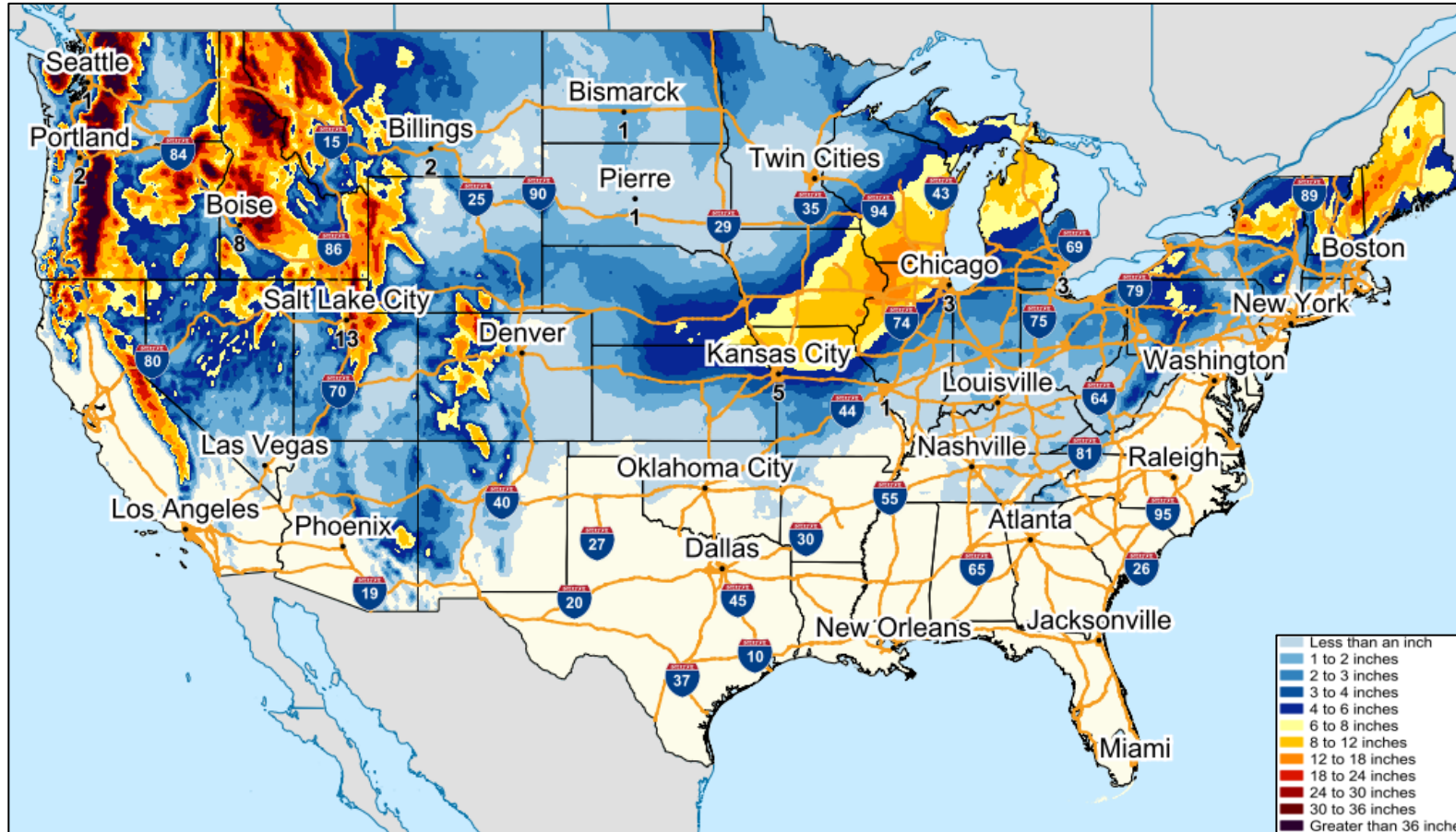


MODERATE



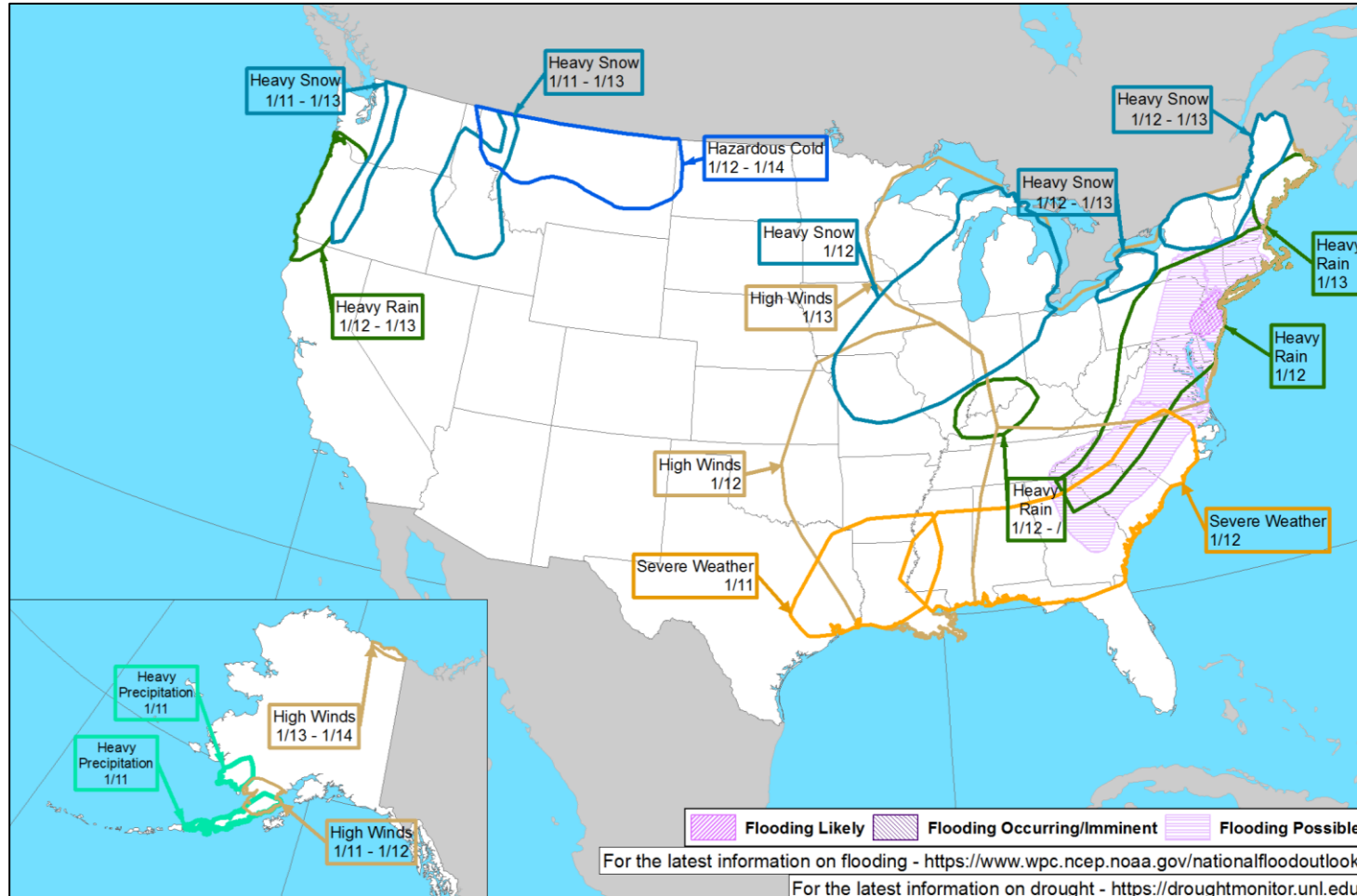
MAJOR

Snowfall Forecast



FEMA

Hazards Outlook – Jan 11-15



FEMA

FEMA Common Operating Picture

17 + **5** **70** + **4** **8** **34**
 Joint Field Offices Virtual Joint Field Offices Supporting Major Disasters Emergency Declarations Direct Housing Missions RSF-Supported Disasters

Tuesday
 January 9, 2024
 8:30 a.m. ET

FEMA HQ	
NWC	NRCC
Monitoring	Activated
FEMA REGIONS	
Watch	RRCC
Monitoring	I Rostered
Monitoring	II Rostered
Enhanced	III Rostered
Enhanced	IV Rostered
Enhanced	V Rostered
Enhanced	VI Rostered
Alt Location	VII Rostered
Monitoring	VIII Rostered
Monitoring	IX Rostered
Monitoring	X Rostered

N-IMATs	
2-5 Teams Available	
Red	
White	
Blue	
Gold	
HS	

R-IMATs	
≥ 7 Teams Available	
I	VT
II	
III	1
IV-1	
IV-2	TN
V	
VI-1	
VI-2	3
VII	2
VIII	
IX-1	Personnel
IX-2	Personnel
X	

Notes:

RWCs/RRCCs/IMATs:

- NRCC: Sustained Ops
- N-IMAT White PMC: Relocating to Denton, TX
- RIII/RIV/RV/RVI RWC: Enhanced Watch (Severe Weather)
- RVII RWC: Alt Location (Winter Weather)

STATE EOCs:

- CO/MS/ND/TN: Severe Weather
- FL: TC Idalia
- TX: Ongoing Threats
- AZ/CO: SW Border
- HI: Wildfires
- VI: Potable Water
- AL/DE/KS/MD/MO/NM/NJ/PA/VA: Winter Weather

Volunteer Force	
Rostered 7,541 (+64)	Deployed 122 (-5)
Surge Capacity Force	
Rostered 8,387	Deployed 0

REGIONAL BREAKDOWN			
	JFO/VJFO	DR	EM
I	3/0	11	2
II	2/1	3	1
III	0/0	0	0
IV	5/1	21	1
V	1/0	2	0
VI	1/0	1	0
VII	2/0	3	0
VIII	1/0	4	0
IX	1/1	17	0
X	1/2	8	0

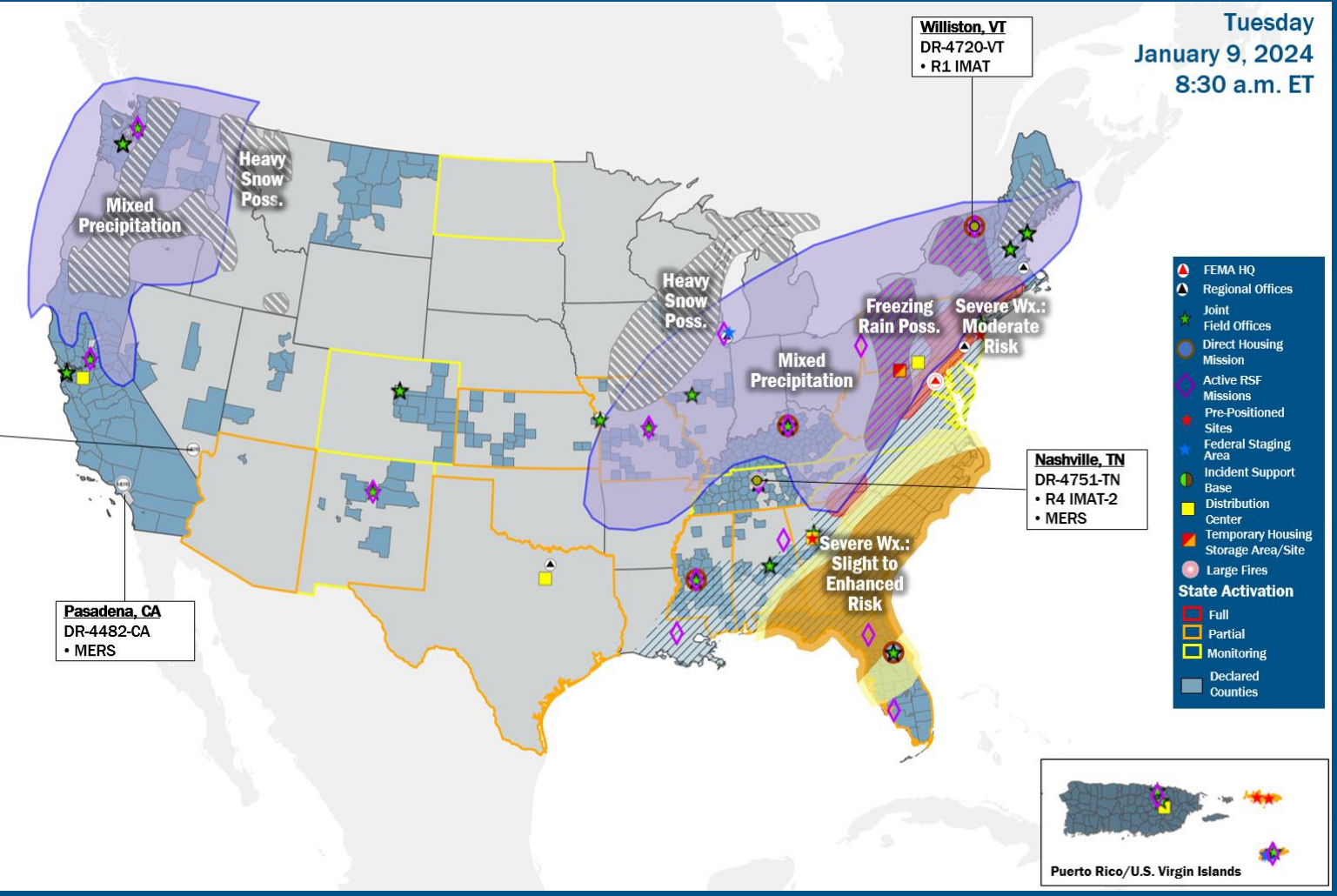
Alaska

Commonwealth of Northern Mariana Islands

Guam

American Samoa

Hawaii



Legend:

- FEMA HQ
- Regional Offices
- Joint Field Offices
- Direct Housing Mission
- Active RSF Missions
- Pre-Positioned Sites
- Federal Staging Area
- Incident Support Base
- Distribution Center
- Temporary Housing Storage Area/Site
- Large Fires

State Activation:

- Full
- Partial
- Monitoring
- Declared Counties

IM Workforce

13,725 (-5) Assigned
 4,053 (+5) Unavailable
 4,770 (+28) Deployed

36% / 4,902 (-38) Available

IM Cadre Availability

5 (+1) Cadres ≤ 25% Availability

Environmental Planning and Historic Preservation: 23% (184/814);
 Field Leadership: 25% (36/146); Public Assistance: 18% (389/2,175);
 Planning: 20% (95/471); Safety: 20% (17/83)

MERS

> 66%

36 Assigned
 0 Unavailable
 0 Deployed

36 Available

US&R

> 66%

28 Assigned
 1 Unavailable
 0 Deployed

27 Available

FCO

≤ 1 Type I

49 Assigned
 7 Unavailable
 33 (21 FCOR) Deployed

9 Available

Joint Preliminary Damage Assessments

Region	State / Location	Incident	IA	Number of Counties		Start - End
			PA	Requested	Complete	
I	NH	Flooding Dec 17 and continuing	IA	0	0	N/A
			PA	10	0	1/2 - TBD
	ME	Flooding Dec 18-21	IA	16	5 (+3)	1/2 - TBD
			PA	10	0	12/29 - TBD
	VT	Flooding Dec 17-19	IA	0	0	N/A
			PA	6	0	1/2 - TBD



FEMA

Declaration Request – Alaska

Declaration Type: Major Disaster Declaration - AK
Requested: Jan 8

Incident: Severe Storms, Flooding, and Landslides
Incident Period: Nov 20

Requested:

- **IA & PA:** 1 Census Area, 1 Regional Educational Attendance Area, and 1 Borough
- **Hazard Mitigation:** Statewide



■ IA/PA



FEMA

Declaration Requests in Process – 9

State / Tribe / Territory – Incident Description	Type	IA	PA	HM	Requested
OH – Train Derailment	DR	X	X	X	Jul 3
Inupiat Community of the Arctic Slope (ICAS) – Severed Undersea Fiber Optic Line – APPEAL	EM		X		Aug 23
WA – Wildfires	DR	X	X	X	Oct 4
MI – Severe Storms, Tornadoes, and Flooding	DR	X	X	X	Oct 18
KY – Severe Storms, Tornadoes, Straight-Line Winds, and Flooding – APPEAL	DR	X			Oct 23
WV – Severe Storms, Flooding, Landslides, and Mudslides	DR	X		X	Oct 25
NY – Severe Storm and Flooding	DR		X	X	Nov 29
MA – Severe Storms and Flooding	DR	X	X	X	Dec 11
AK – Severe Storms, Flooding, and Landslides	DR	X	X	X	Jan 8



FEMA

Public Assistance (PA) Grant Program Activity

PA Activity Summary			
Projects	\$440,830,366 Obligated in the Past Week		
	251 Projects Created	416 Projects Obligated	
Applicants	3 Requests for PA Received in the Past Week		
	19 RPAs Approved	2 RPAs Denied/Withdrawn	
Timeliness	Median Days from RPA to Initial Project Obligation (Goal: 365 Days)		
	COVID-19 Declarations		Non-COVID-19 Declarations
	1328 Days In Past Month	887 Days In Past 2 Years	420 Days In Past Month 358 Days In Past 2 Years

This Week's Largest PA Obligations			
DR-4482-CA COVID-19	Region IX	\$77.8M	Expedited_CDPH Antigen Self-Test Kits_1/1/22 to 4/1/22
DR-4486-FL COVID-19	Region IV	\$63.0M	COVID-19 Senior Feeding Program
DR-4480-NY COVID-19	Region II	\$54.0M	NYULH Facilities Expansion (100% FS)
DR-4482-CA COVID-19	Region IX	\$49.2M	COVID Surveillance Testing - Color Genomics, Inc.
DR-4486-FL COVID-19	Region IV	\$44.3M	COVID-19 Testing
DR-4486-FL COVID-19	Region IV	\$36.3M	MDPD FAL & FAE

Most Active Declarations Per Amount Obligated in Past Week			
Declaration	Region	Obligated Last Week	Total Obligated
DR-4482-CA COVID-19	Region IX	\$162.3M	\$8.4B
DR-4486-FL COVID-19	Region IV	\$143.6M	\$2.9B
DR-4480-NY COVID-19	Region II	\$54.5M	\$13.7B
DR-4491-MD COVID-19	Region III	\$36.6M	\$1.9B
DR-4481-WA COVID-19	Region X	\$8.5M	\$2.3B
DR-4663-KY Flood	Region IV	\$5.1M	\$204.4M
DR-4483-IA COVID-19	Region VII	\$5.0M	\$292.7M
DR-4521-NE COVID-19	Region VII	\$5.0M	\$292.6M
DR-4671-PR Fiona	Region II	\$4.1M	\$536.2M
DR-4602-VA Winter Storm	Region III	\$3.7M	\$66.6M

1/9/2024

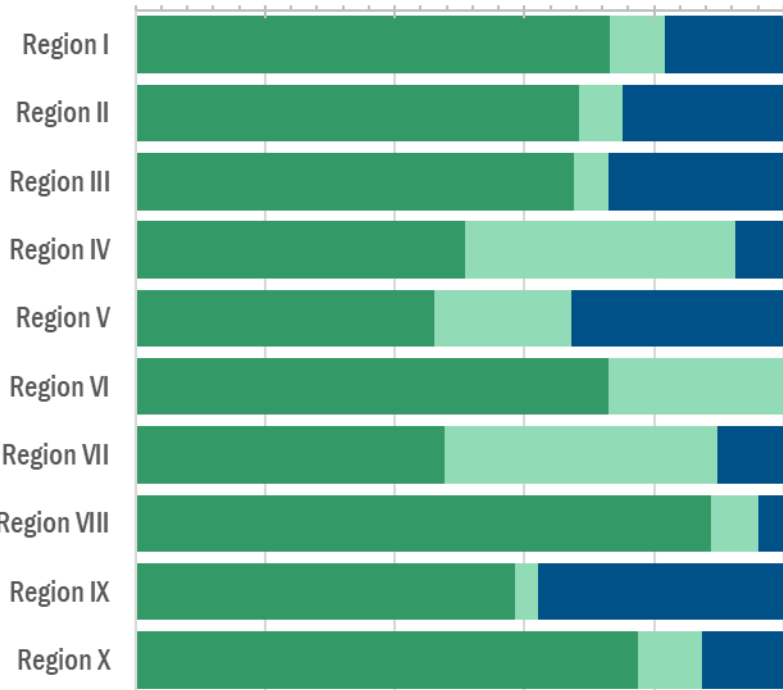
Public Assistance (PA) Grant Program Activity – per Region

Open Declaration Obligation Status

Percent of Total PA Estimate that has been Obligated or Closed – All Open PA Declarations

■ Closed Obligated Project Costs ■ Open Obligated Project Costs
■ Unobligated Estimated Costs

0% 20% 40% 60% 80% 100%



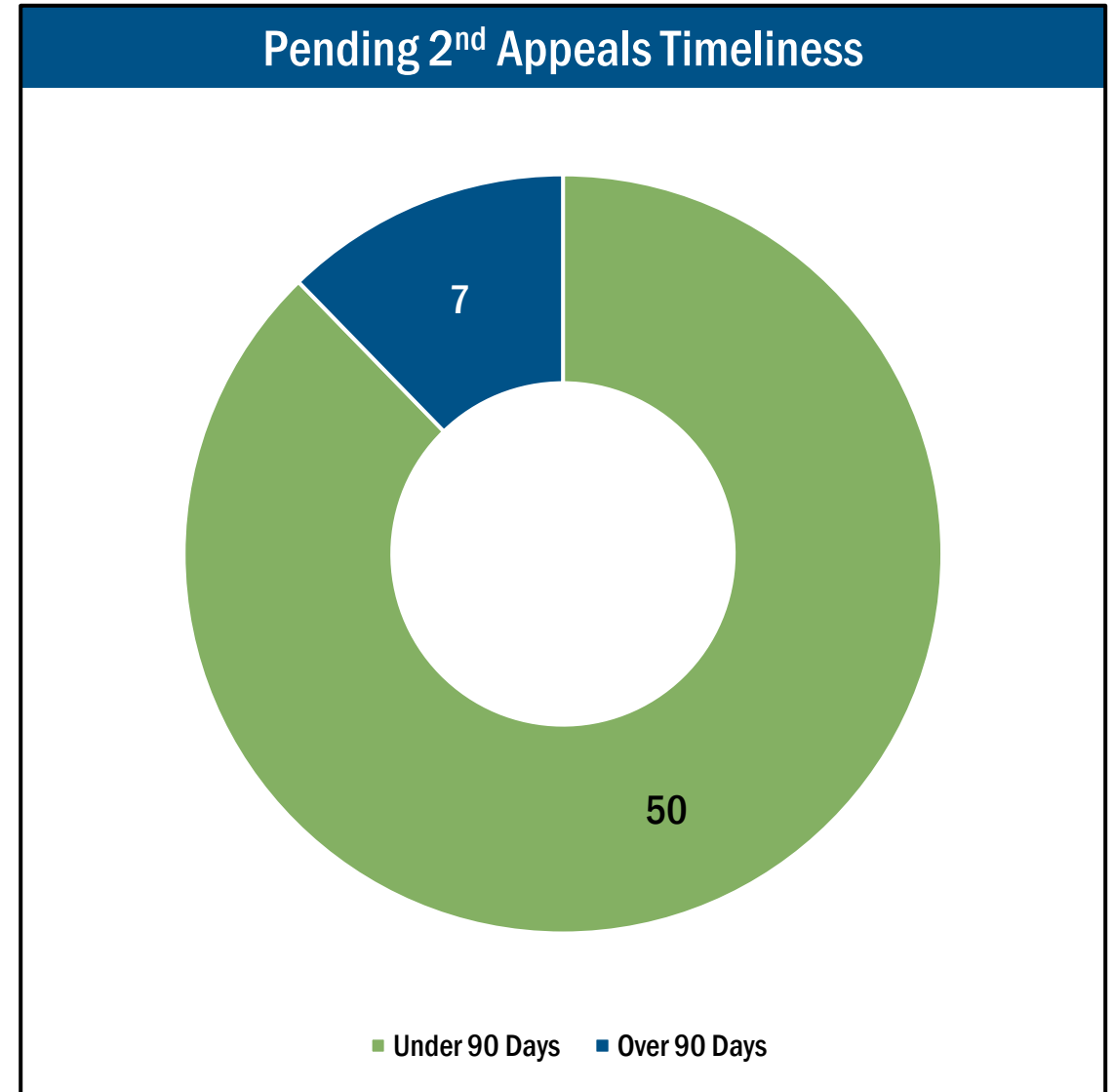
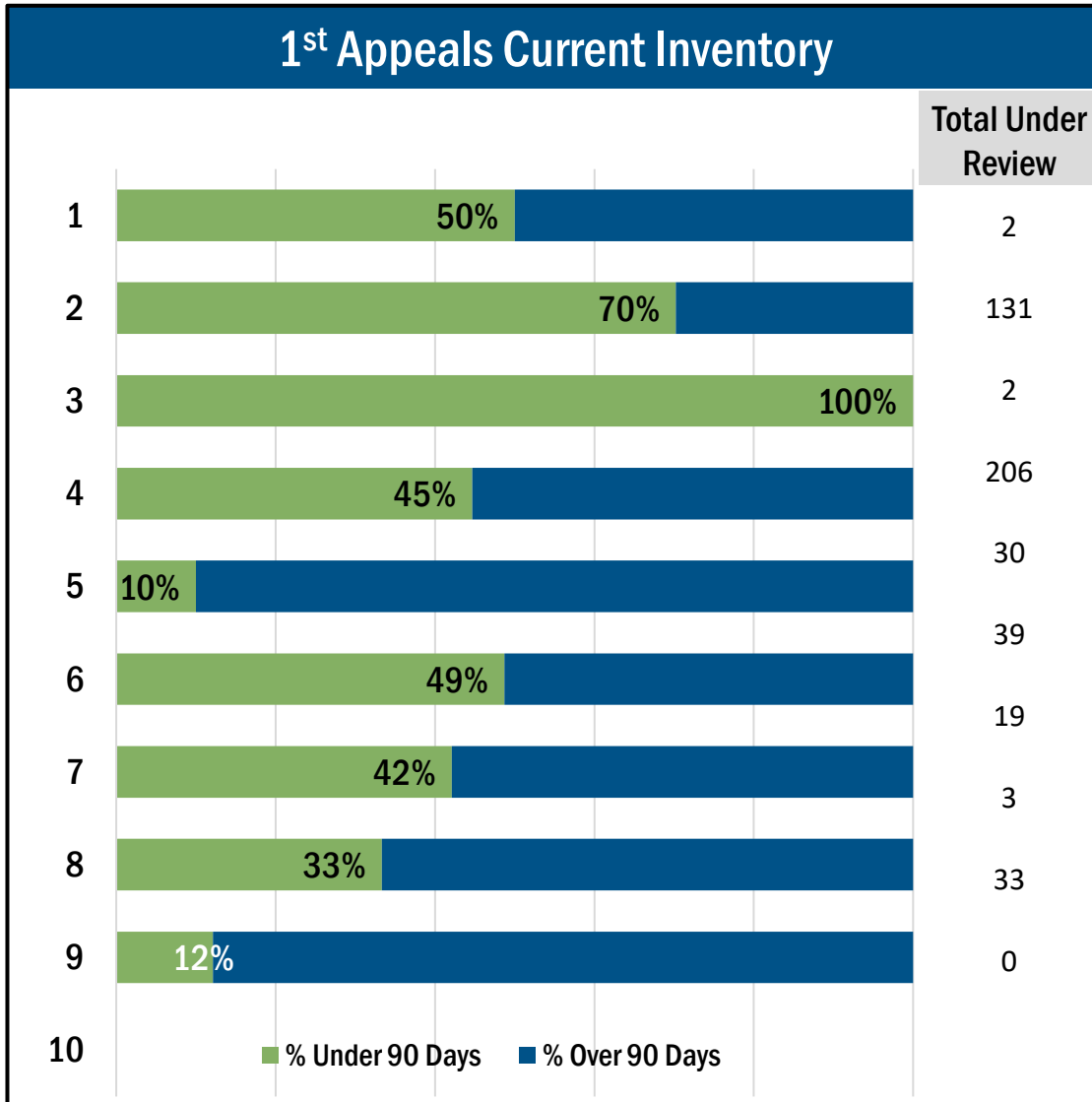
Total Estimated Cost of Open PA Declarations

\$8.6B
\$118.4B
\$11.0B
\$37.0B
\$9.0B
\$59.8B
\$4.7B
\$4.8B
\$31.0B
\$8.2B

PA Activity and Mitigation Use per Region

Region	Public Assistance		PA Mitigation					
	Total		Mitigation Projects Obligated			Mitigation Amount		
	Last Week	Last 2 Years	Last Week	Last 2 Years	% of Perm. Work 2 Yr.	Last Week	Last 2 Years	% of Perm. Work 2 Yr.
Region I	\$3.3M	\$3.6B	0	140	22.9%	\$0.0K	\$8.7M	22.6%
Region II	\$52.1M	\$23.0B	13	4,195	62.5%	\$5.6M	\$2.8B	31.7%
Region III	\$39.6M	\$3.1B	1	94	13.5%	\$19.8K	\$23.7M	21.4%
Region IV	\$149.8M	\$6.2B	15	1,089	15.0%	\$110.4K	\$68.4M	8.3%
Region V	\$2.5M	\$2.2B	5	154	12.5%	\$7.6K	\$8.7M	12.9%
Region VI	\$2.0M	\$6.7B	0	304	10.5%	\$0.0K	\$43.4M	2.6%
Region VII	\$11.1M	\$1.0B	2	206	14.3%	\$177.1K	\$35.5M	20.9%
Region VIII	\$2.6M	\$1.4B	0	79	6.3%	\$0.0K	\$6.1M	4.1%
Region IX	\$167.2M	\$5.4B	2	123	18.0%	\$71.5K	\$2.6M	2.3%
Region X	\$10.6M	\$3.4B	1	110	9.8%	\$513.9K	\$57.7M	23.8%
Grand Total	\$440.8M	\$56.0B	39	6,494	27.2%	\$6.5M	\$3.1B	25.0%

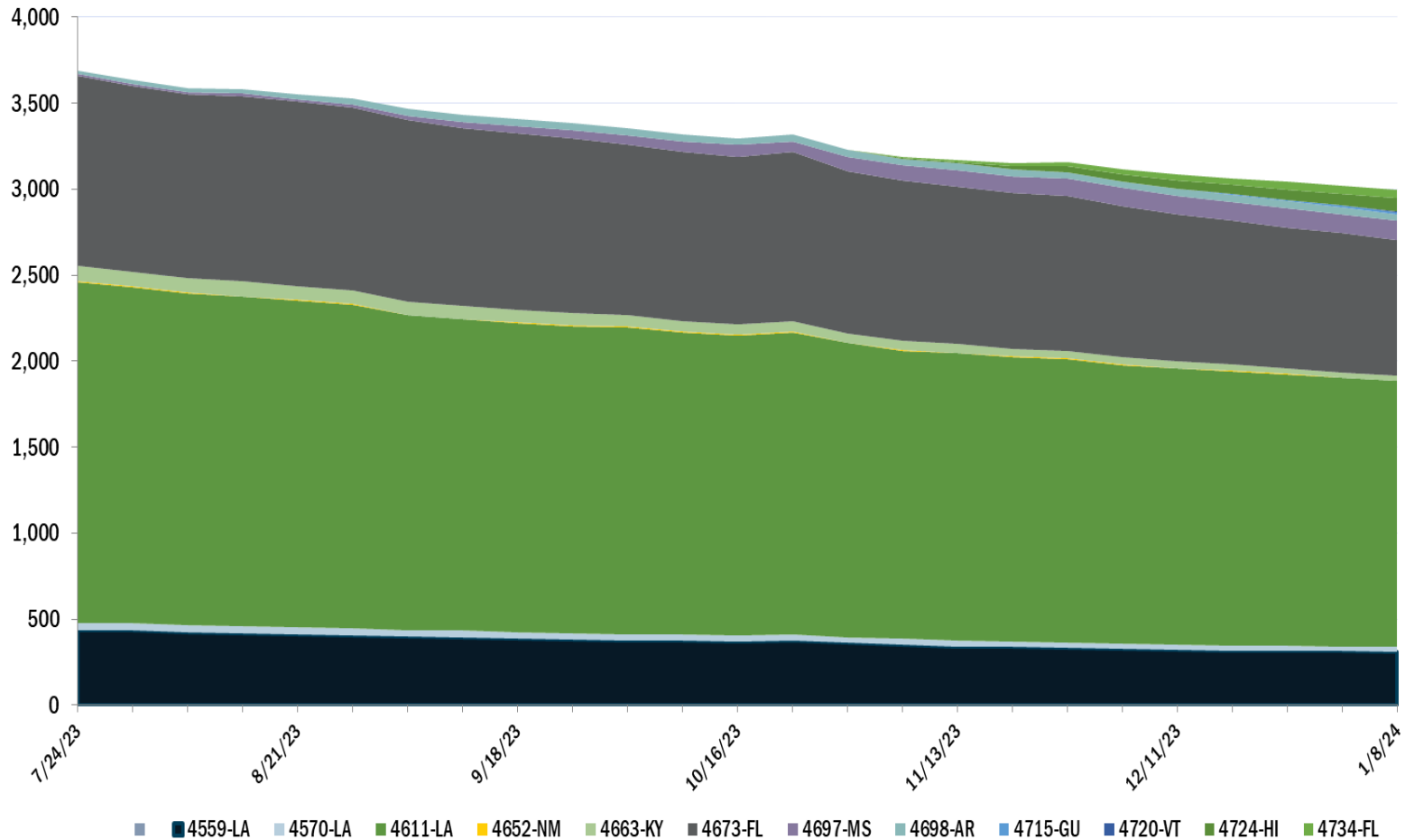
Public Assistance (PA) Appeals



Direct Housing

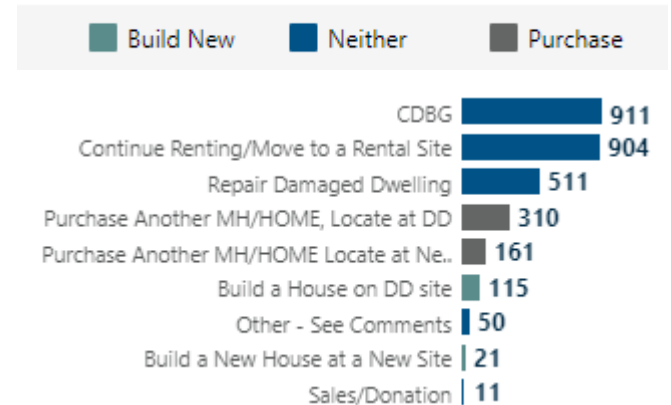
Total Households in FEMA Direct Housing per State

There are currently **2,996** Households Occupying **3,016** Temporary Units



DR	Declaration Date	Assistance End Date	Current # of Households in Direct Housing (Weekly Change)	
4734-FL	8/31/2023	2/28/2025	50	(2)
4724-HI	8/10/2023	2/10/2025	74	(13)
4720-VT	7/14/2023	1/14/2025	6	(2)
4715-GU	5/25/2023	11/25/2024	11	(0)
4698-AR	4/2/2023	10/2/2024	39	(0)
4697-MS	3/26/2023	9/26/2024	111	(-1)
4673-FL	9/29/2022	3/29/2024	791	(-16)
4663-KY	7/29/2022	1/29/2024	26	(-4)
4652-NM	5/4/2022	11/4/2023	4	(0)
4611-LA	8/29/2021	6/1/2023	28	(-1)
4570-LA	10/16/2020	4/16/2022	309	(-4)
4559-LA	8/28/2020	2/28/2022	0	(0)

Projected Housing Plans



DD- Damaged Dwelling

Survivor Engagement

Weekly Call Center Activity

11,448 (559) Total Answered Calls

7 Seconds (0)	Average Speed of Answer	99.8 (0.0%)	Answer Rate
----------------------	-------------------------	--------------------	-------------

Weekly Call Center Performance

	Actual Calls (Offered)	Average Handle Time	Targeted Handle Time
Registration Intake:	1,082 (-59)	18:19 Minutes	20 Minutes
Helpline:	10,394 (665)	11:49 Minutes	10 Minutes

Total Inspections Reporting for DR with Open Registration

DR	Declaration Date	Inspections Required	Assigned	Returned (Weekly Change)		Pending	Percentage Completed
4749-IL	11/20/2023	1,794	1,708	1,035	154	673	60.60%
4751-TN	12/13/2023	172	164	109	4	55	66.46%
TOTAL:		1,966	1,872	1,144	158	728	63.53%

DSA Deployed

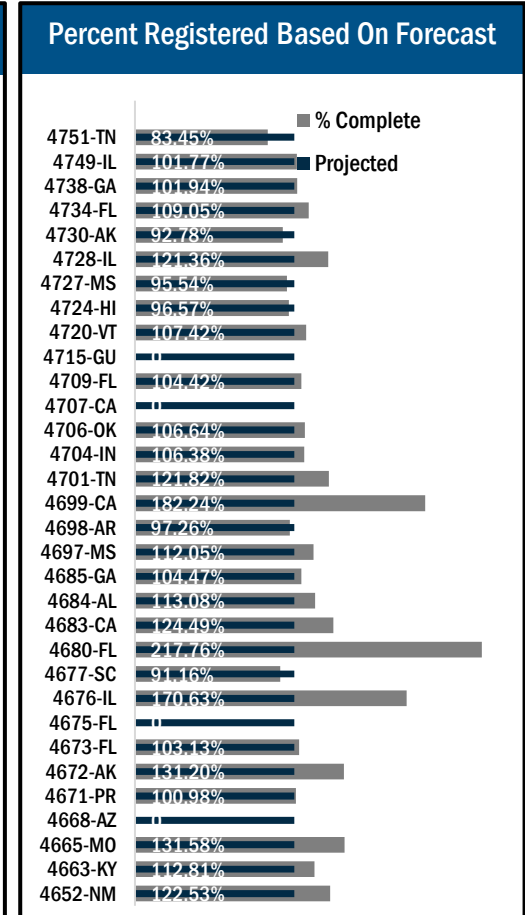
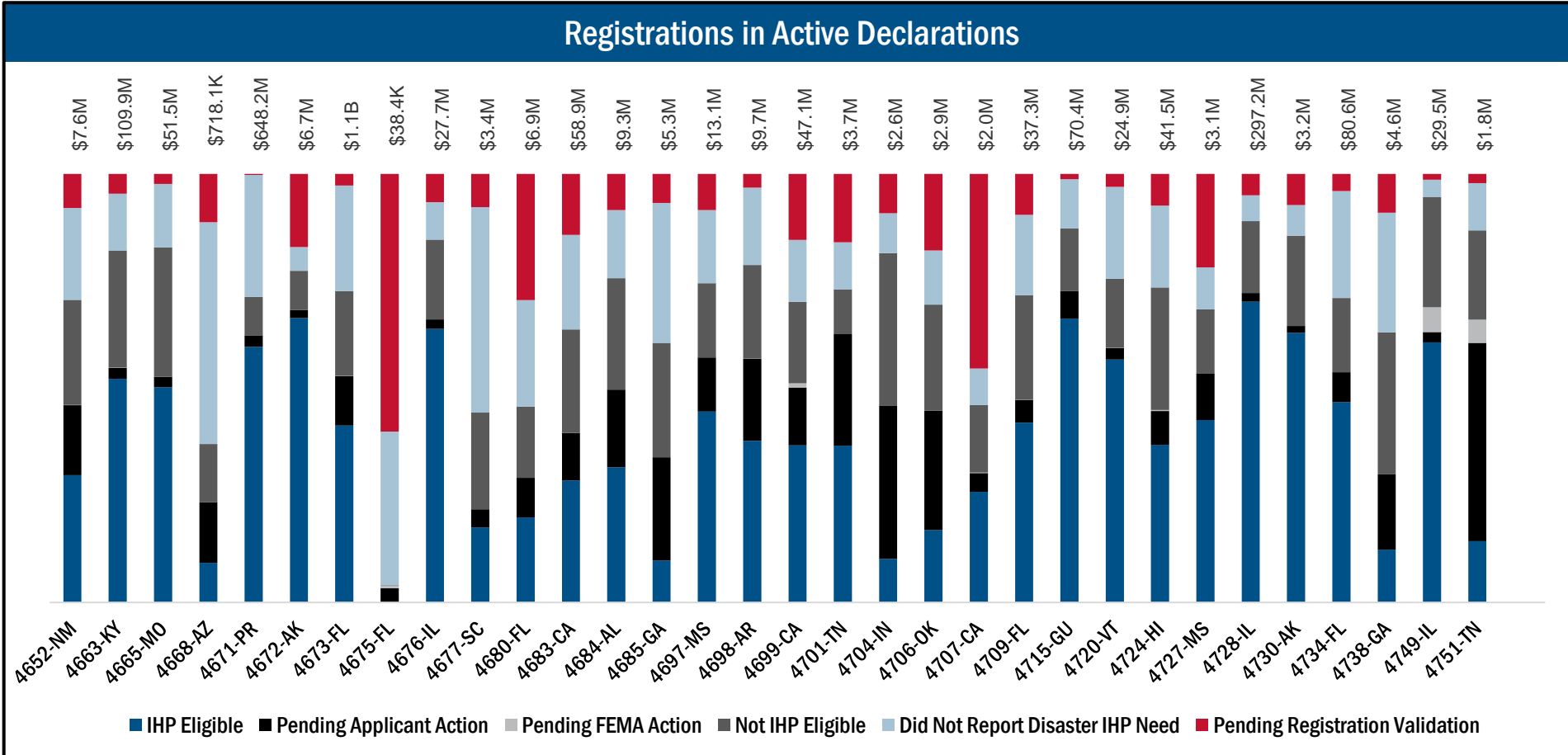
1,239 Registrations Taken In Current Week

165 Staff Deployed

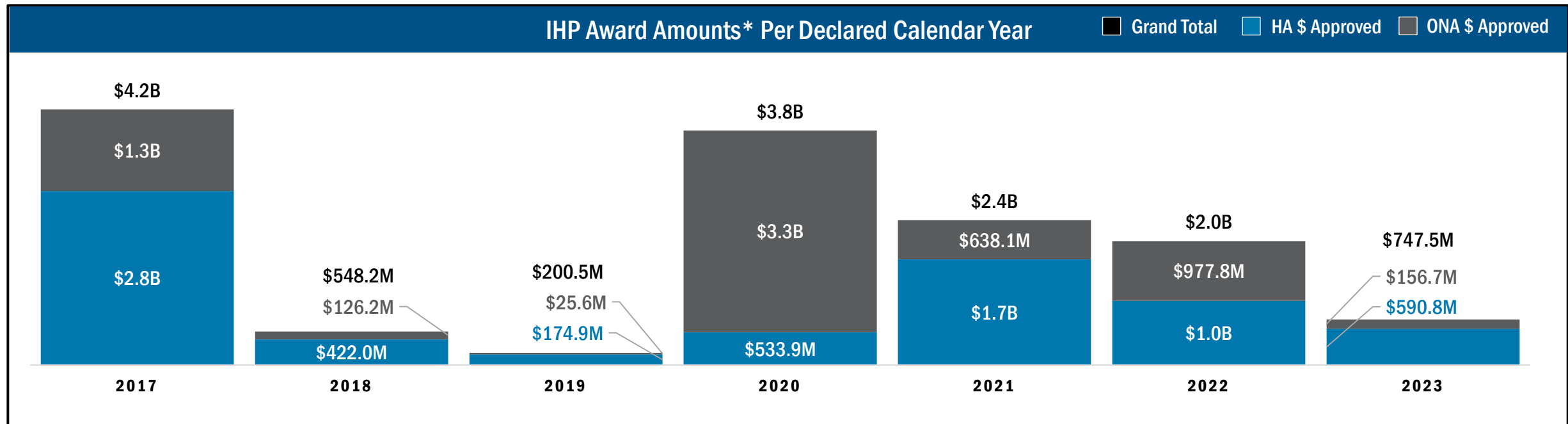
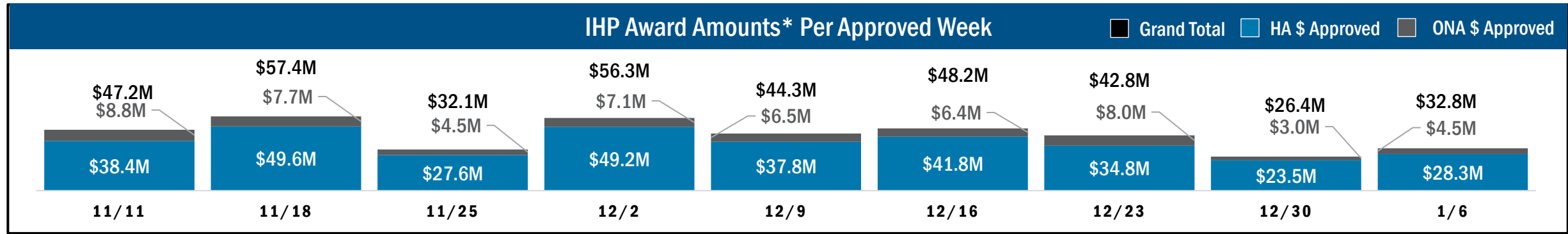
Individual Assistance (IA) Activity

Assistance Overview			
Total Registrations:	Median Award:	Applicants Paid:	Total Assistance Provided:
2,670,794	\$700	1,353,824	\$2,753,842,476

Transitional Sheltering Assistance (TSA)		
Eligible Disaster NA	Cumulative Eligible for TSA:	Current Eligible in Extended Period:
	0	0



Individual Assistance (IA) Activity



*IHP award amounts does not include covid dollars



FEMA

Helping people before, during, and after disasters.



Scan to subscribe to this briefing.