

FEMA National Watch Center

# Daily Operations Briefing

Monday, January 6, 2025

8:30 a.m. ET



**FEMA**

# National Current Ops / Monitoring

---

## New Significant Incidents / Ongoing Ops

- Winter Weather – Central Plains to Mid-Atlantic

## Hazard Monitoring

- Winter Storm – Central Plains to the Mid-Atlantic
- Heavy Snow – Central Plains to the Mid-Atlantic
- Blizzard and Significant Icing Conditions – Central Plains

---

## Disaster Declaration Activity

- No new declaration activity

## Event Monitoring

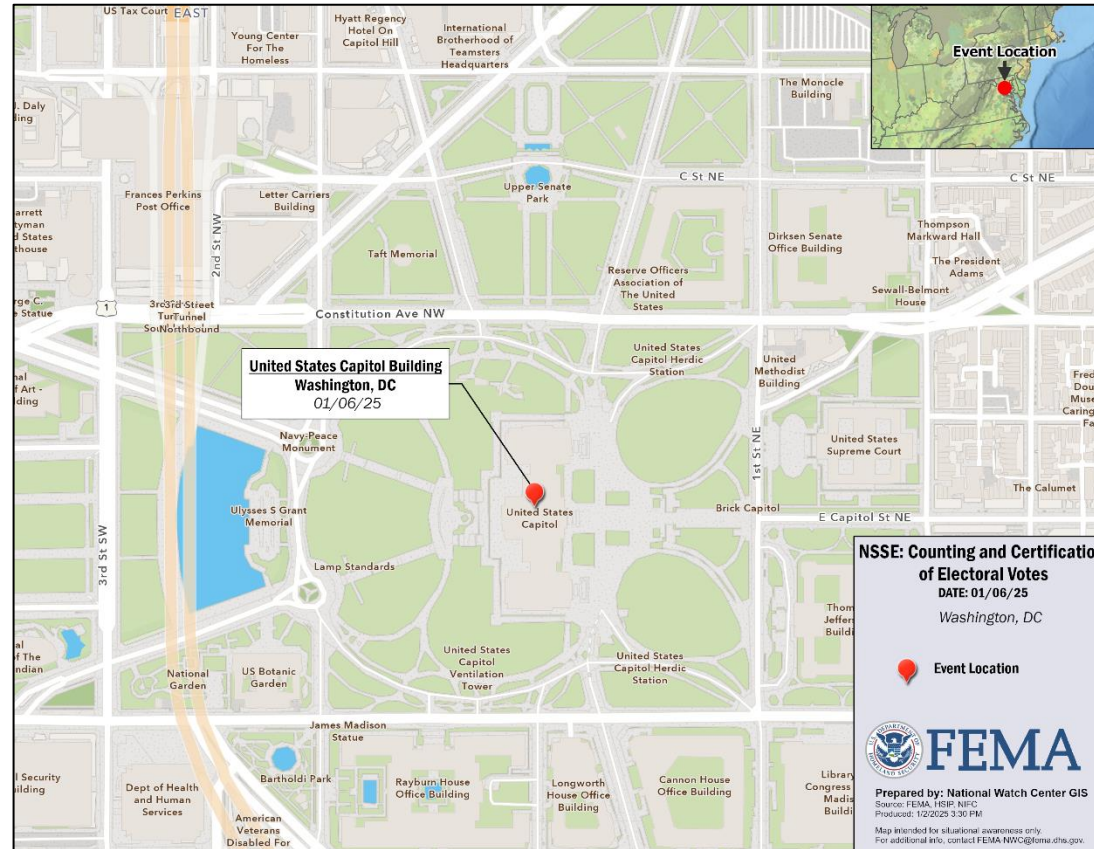
- Counting and Certification of Electoral Votes – Washington, DC
- State Funeral for President Jimmy Carter – Washington, DC



**FEMA**

# Counting and Certification of Electoral Votes – Washington, D.C.

**Current Situation:** The Counting and Certification of Electoral Votes for the 2024 Presidential Election will occur today, January 6<sup>th</sup>. The event will be held during a joint session of Congress and the Secretary of the Department of Homeland Security has designated the event as a National Special Security Event (NSSE). FEMA is the designated federal agency responsible for consequence management.



Source: NWC GIS

## State/Local Response:

- DCHSEMA at Full Activation (Election Certification)

## FEMA/Federal Response:

### Region III

- RWC is Monitoring; RRCC is at Enhanced
- R-IMAT deployed to DCHSEMA

### HQ

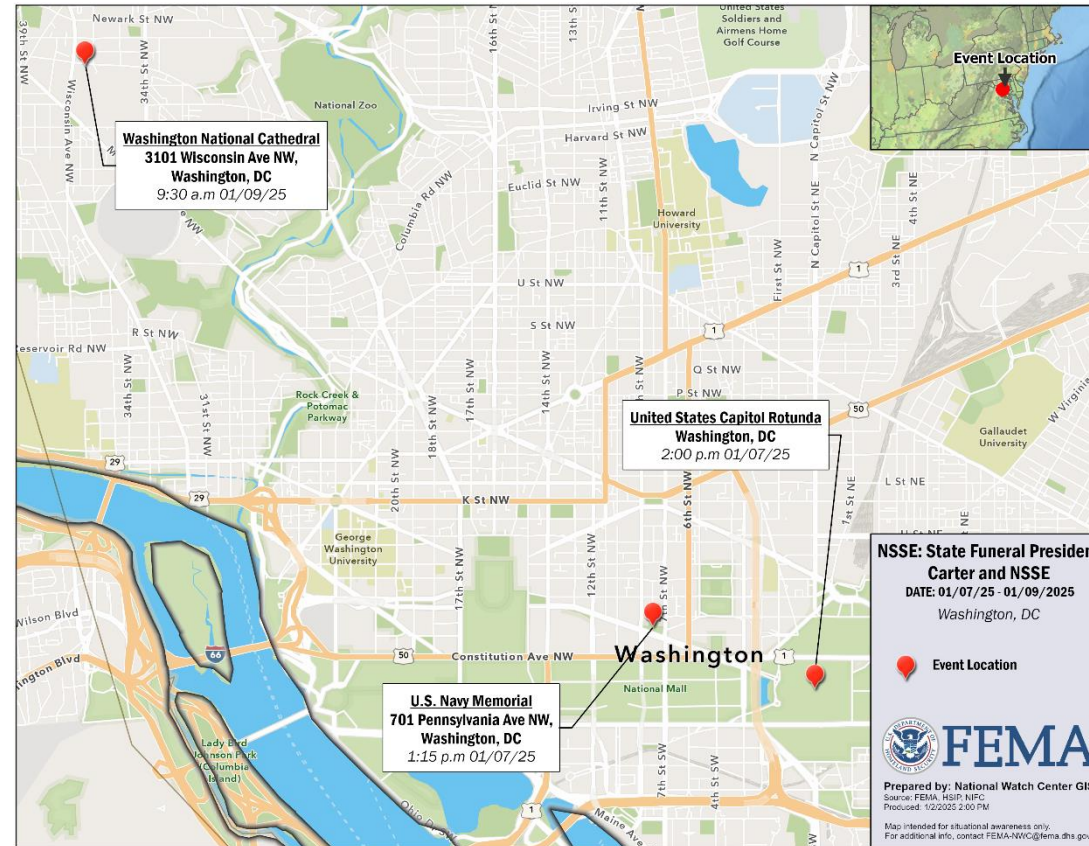
- FEMA NWC is Monitoring; NRCC is at Steady State
- NIMAT-HS on alert
- US&R issued ESF#9 Advisory
- CMCU/DEST members on alert
- MERS detachment providing communications and mobile command post functions, as required



FEMA

# State Funeral for President Jimmy Carter – Washington, D.C.

**Current Situation:** The State Funeral for the 39<sup>th</sup> President of the United States, Jimmy Carter, will be held from January 7<sup>th</sup> through January 9<sup>th</sup>. The former President will lie in state at the Capital Rotunda and The Secretary of the Department of Homeland Security has designated the event as a National Special Security Event (NSSE). FEMA is the designated federal agency responsible for consequence management.



Source: NWC GIS

## State/Local Response:

- DCHSEMA at Full Activation (State Funeral)

## FEMA/Federal Response:

### Region III

- RWC is Monitoring; RRCC is at Enhanced
- R-IMAT deployed to DCHSEMA

### HQ

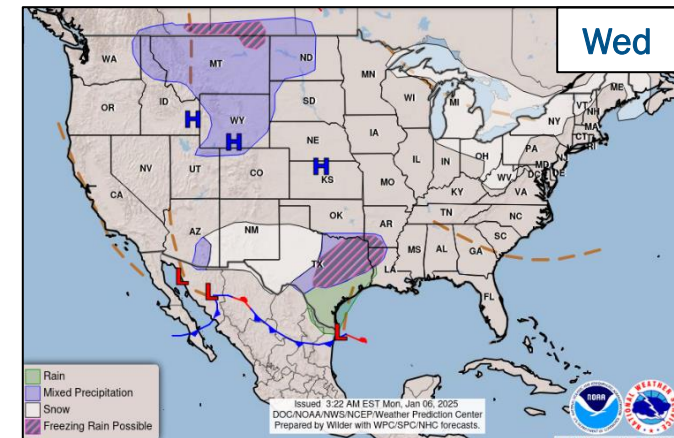
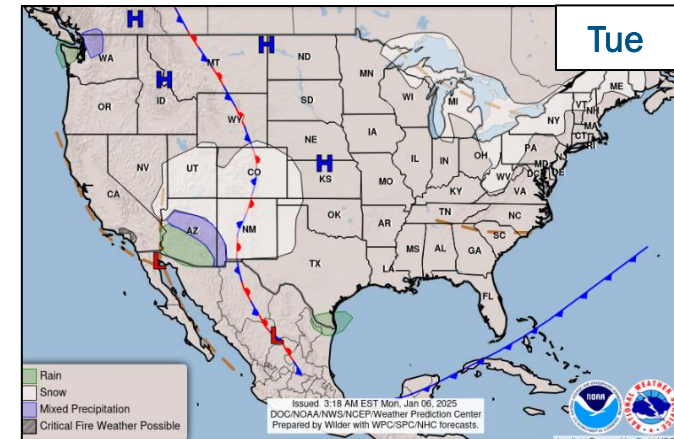
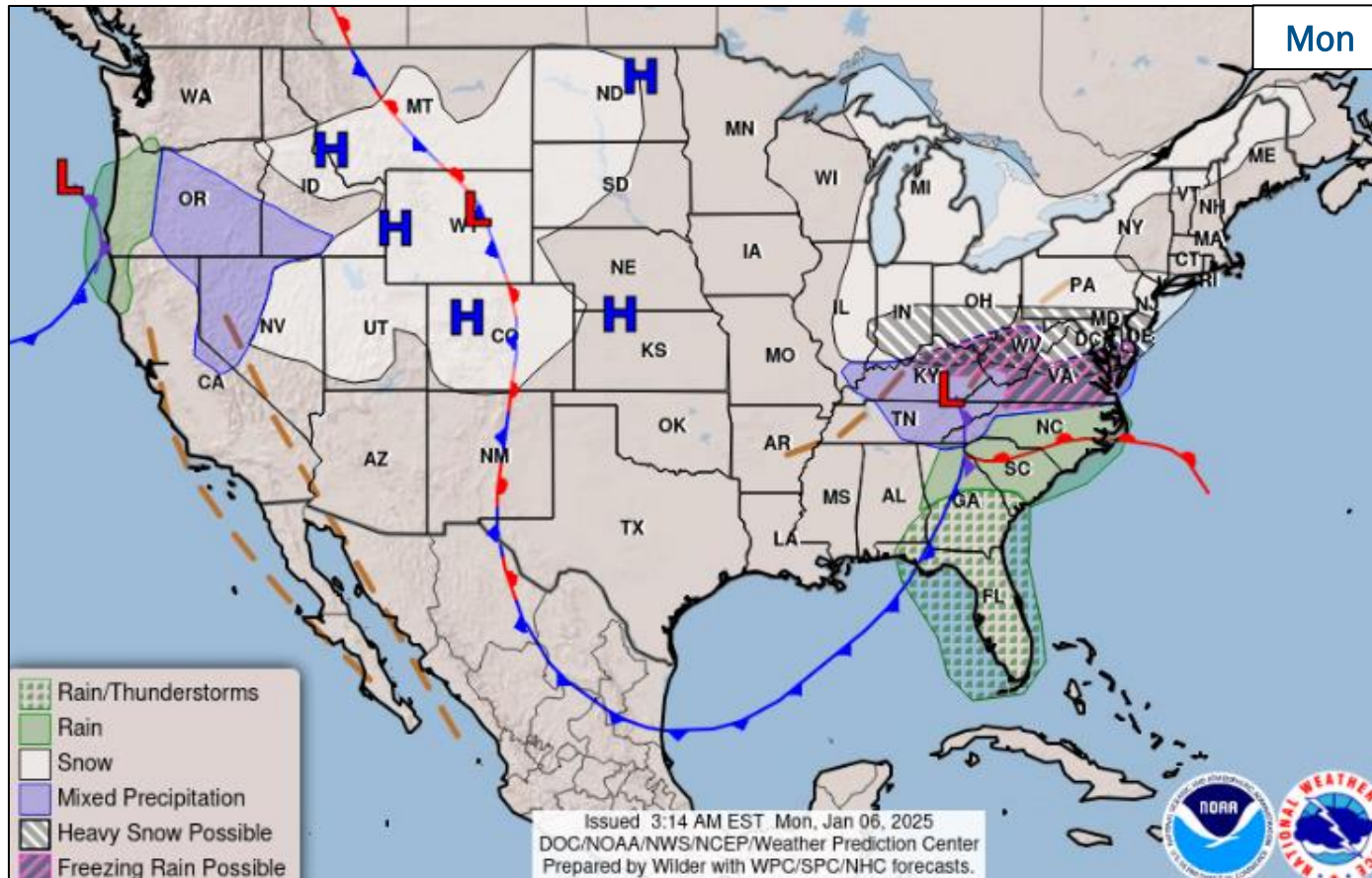
- FEMA NWC is Monitoring; NRCC is at Steady State
- NIMAT-HS on alert
- US&R issued ESF#9 Advisory
- CMCU/DEST members on alert
- MERS detachment providing communications and mobile command post functions, as required



FEMA



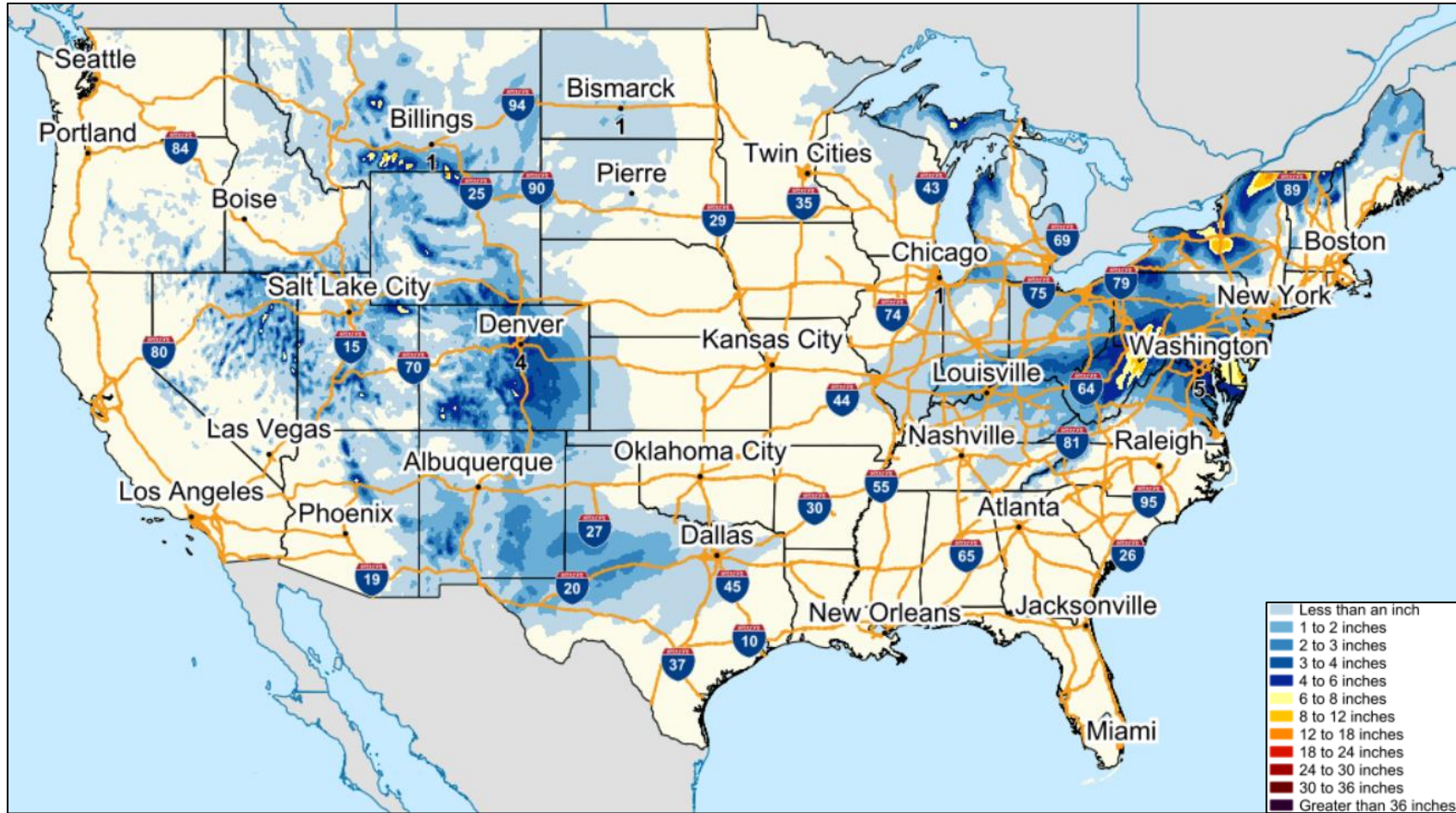
# National Weather Forecast



FEMA

National Watch Center

# Snowfall Forecast



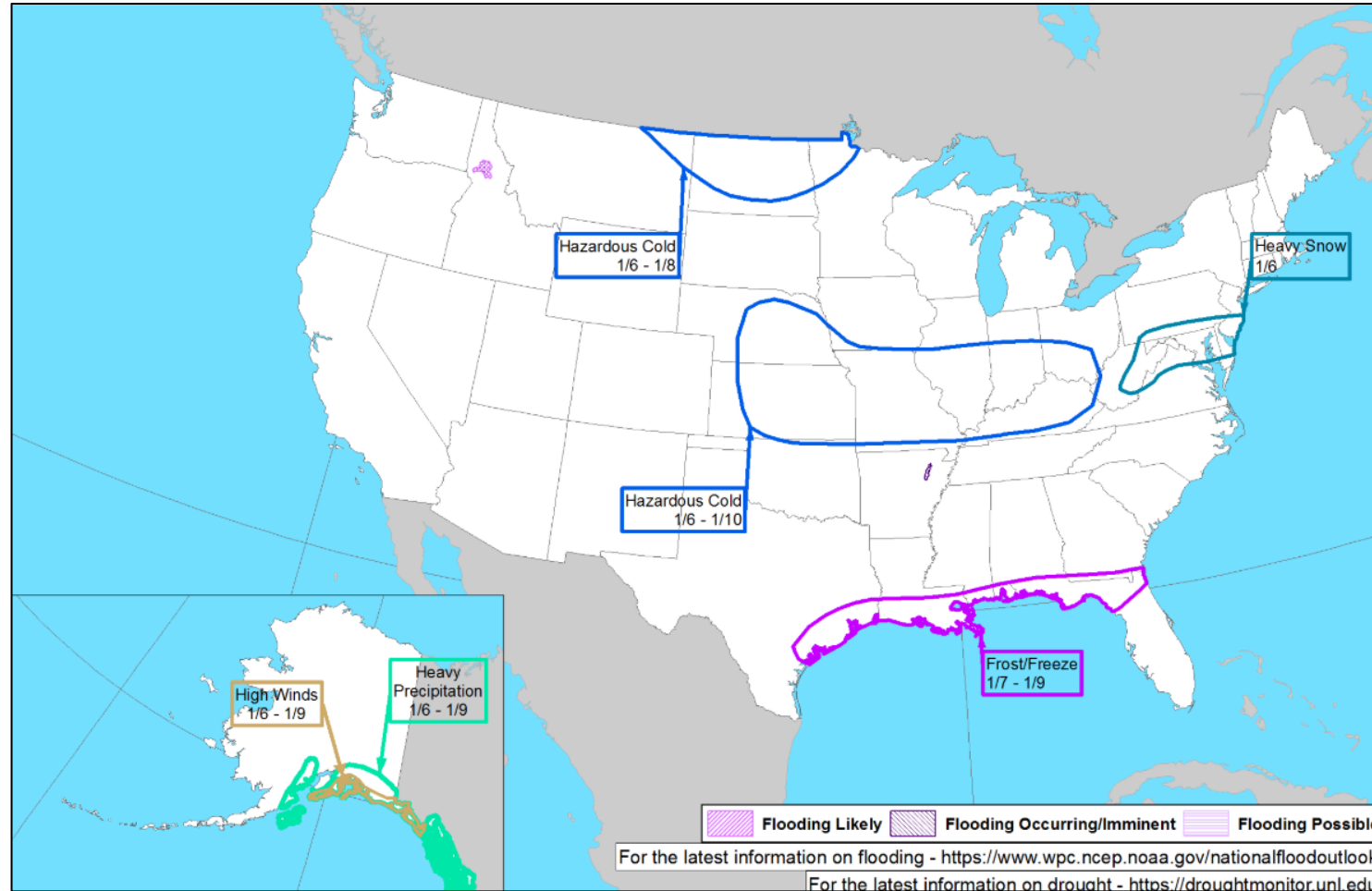
FEMA

# Ice Accumulation Forecast



FEMA

# Hazards Outlook – Jan 6-10




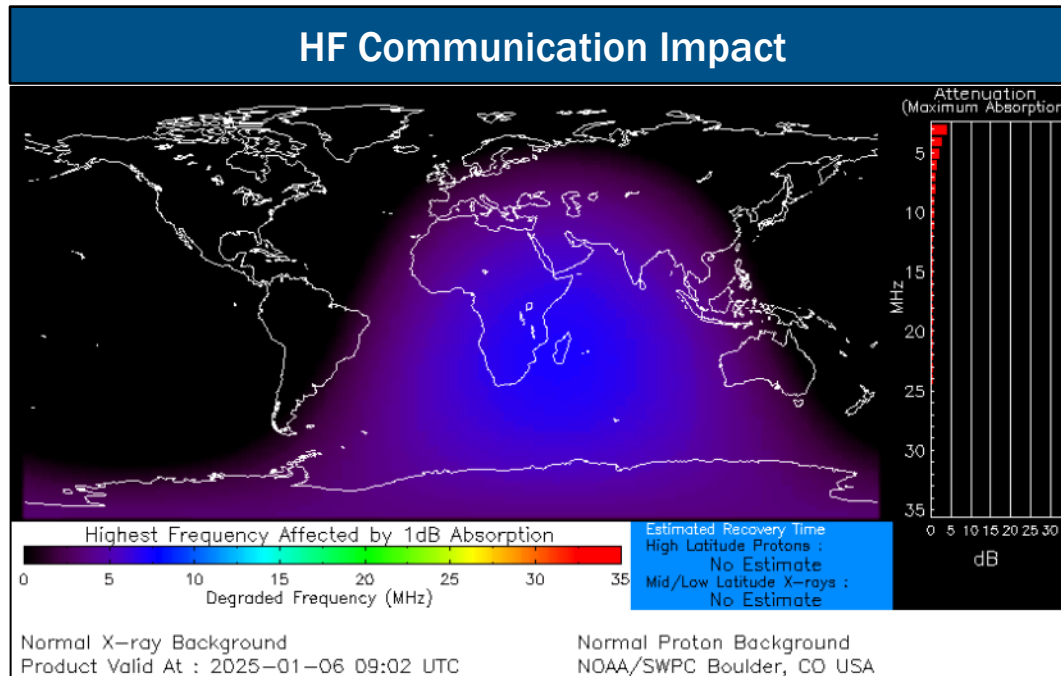
FEMA

# Space Weather Outlook

Minor	Space Weather Activity	Geomagnetic Storms	Solar Radiation	Radio Blackouts
Past 24 Hours	Minor	None	None	R1
Next 24 Hours	Moderate	G1	None	R2

For further information on NOAA Space Weather Scales refer to: <http://www.swpc.noaa.gov/noaa-scales-explanation>  
 For further information on Sunspot Activity refer to: <https://www.swpc.noaa.gov/phenomena/sunspotssolar-cycle>

Due to a server outage, sunspot images will be coming from alternate sources, map colors may vary.



**FEMA**

National Watch Center

# FEMA Common Operating Picture

**31** + **3** Supporting **108** + **10** **17** **26** **6**  
 Joint Field Offices Virtual Joint Field Offices Major Disasters Emergency Declarations Direct Housing Missions RSF-Supported Disasters Joint Recovery Offices

Monday  
 January 6, 2025  
 8:30 a.m. ET

FEMA HQ	
NWC	NRCC
Monitoring	Steady State
FEMA REGIONS	
Watch	RRCC
Monitoring	I Rostered
Monitoring	II Rostered
Monitoring	III Enhanced
Monitoring	IV Rostered
Monitoring	V Rostered
Monitoring	VI Rostered
Monitoring	VII Rostered
Monitoring	VIII Rostered
Monitoring	IX Rostered
Monitoring	X Rostered

N-IMATs	
2-5 Teams Available	
Red	
White	NC (Sep 30)
Blue	
Gold	
HS	

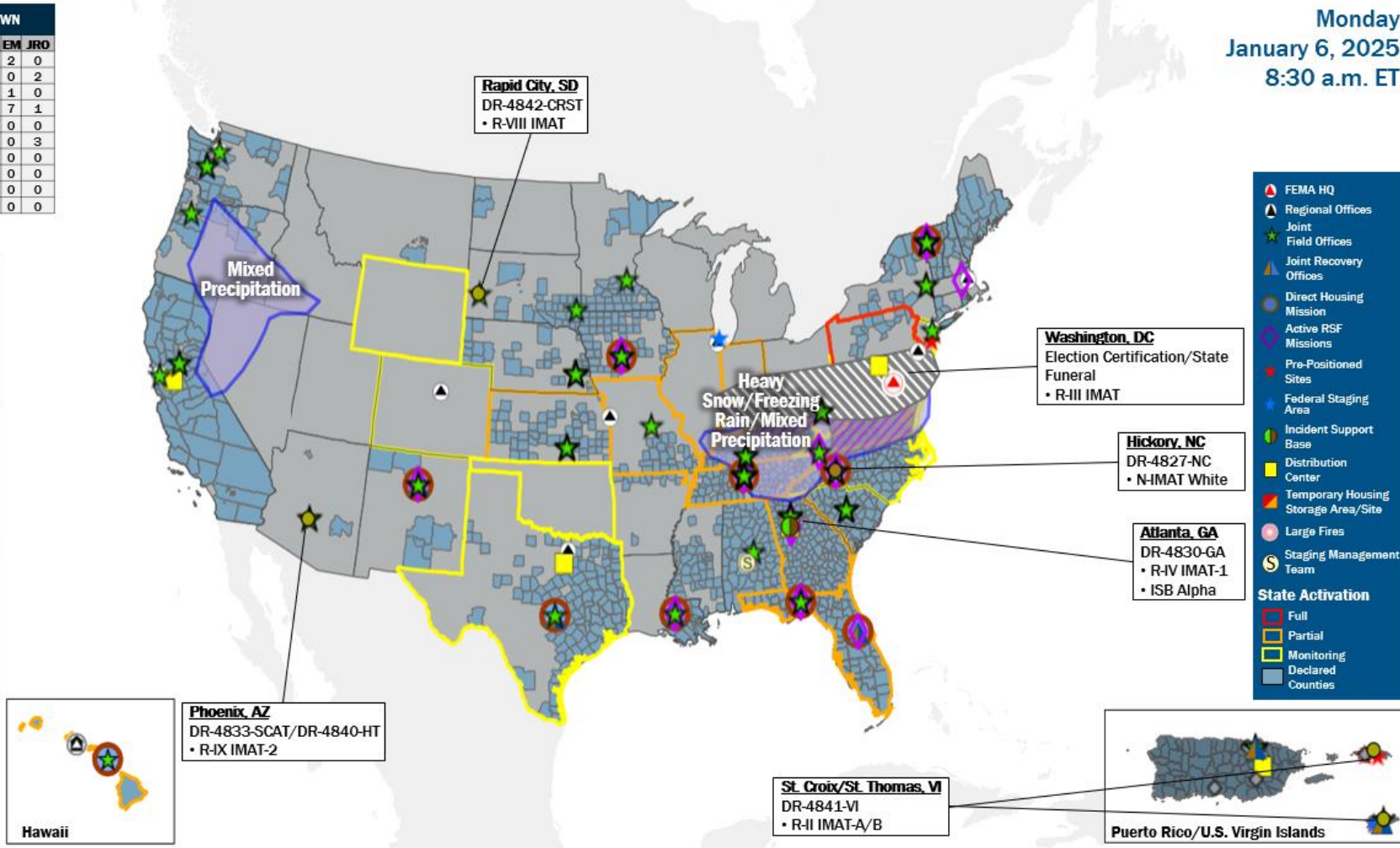
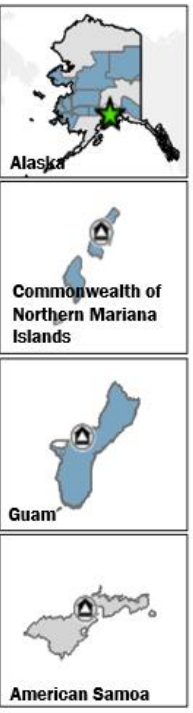
R-IMATs	
≥ 7 Teams Available	
I	
II	VI (Oct 30)
III	DC (Jan. 6)
IV-1	GA (Oct 5)
IV-2	Reconstituting
V	
VI-1	
VI-2	
VII	3/Personnel
VIII	SD (Nov 18)
IX-1	2
IX-2	AZ (Oct 8)
X	1/Personnel

**Notes:**  
 NRCC/RWCCs/RRCCs:  
 • NSTR  
 State EOCs:  
 • OK: Severe Weather  
 • HI/OK: Wildfires  
 • FL: TC Milton  
 • FL/NC/TN/VA: TC Helene  
 • TX: Tropical Activity  
 • DC/WY: Inauguration  
 • CO/WV/MO/VA/MD IL/IN/KS/KY/DE/PA/ NJ: Winter Weather  
 • GA: State Funeral

Volunteer Force	
Rostered	Deployed
7,840	3
Surge Capacity Force	
Rostered	Deployed
9,000	33 (-1)

Fully Mission Capable (FMC)  
 Partially Mission Capable (PMC)  
 Not Mission Capable (NMC)  
 Deployed

REGIONAL BREAKDOWN			
	JFO/VJFO	DR	EM JRO
I	3/0	18	2 0
II	3/1	8	0 2
III	2/0	6	1 0
IV	7/0	27	7 1
V	1/0	1	0 0
VI	3/0	6	0 3
VII	4/0	14	0 0
VIII	2/0	4	0 0
IX	3/1	12	0 0
X	3/1	12	0 0



**Legend:**

- FEMA HQ
- Regional Offices
- Joint Field Offices
- Joint Recovery Offices
- Direct Housing Mission
- Active RSF Missions
- Pre-Positioned Sites
- Federal Staging Area
- Incident Support Base
- Distribution Center
- Temporary Housing Storage Area/Site
- Large Fires
- Staging Management Team

**State Activation:**

- Full
- Partial
- Monitoring
- Declared
- Counties

## IM Workforce

14,379 Assigned  
 4,808 (-83) Unavailable  
 6,670 (-18) Deployed  
 20% (+1) / 2,901 (+101) Available

## IM Cadre Availability

16 Cadres ≤ 25% Availability  
 Disability Integration: 19% (8/42); External Affairs: 25% (131/527); Environmental Planning and Historic Preservation: 17% (151/869); Field Leadership: 14% (22/151); Financial Management: 22% (52/237); Hazard Mitigation: 11% (137/1,220); Human Resources: 15% (27/184); Individual Assistance: 15% (411/2,757); Interagency Recovery Coordination: 25% (82/329); Information Technology: 20% (142/719); Logistics: 8% (138/1,677); Operations: 16% (59/370); Public Assistance: 15% (348/2,308); Planning: 7% (34/459); Safety: 18% (17/95); Security: 14% (20/139)

**MERS**  
 > 66%

36 Assigned  
 0 Unavailable  
 0 Deployed  
 36 Available

**US&R**  
 > 66%

28 Assigned  
 1 Unavailable  
 0 Deployed  
 27 Available

**FCO**  
 ≤ 1 Type I

55 Assigned  
 7 Unavailable  
 48 (28 FCO) Deployed  
 0 Available

# Joint Preliminary Damage Assessments

Region	State / Location	Incident	IA	Number of Counties		Start - End
			PA	Requested	Complete	
X	WA	Severe Storm Nov 17-25	IA	3	3	12/9 - 12/13
			PA	14	0	1/6 - TBD



**FEMA**

# Declaration Requests in Process – 9

State / Tribe / Territory – Incident Description	Type	IA	PA	HM	Requested
NY – Severe Storms, Tornadoes, Straight-line Winds, and Flooding	EM		X		Jul 20
MI – Severe Storm and Tornadoes (APPEAL)	DR	X		X	Sep 11
NVKW* – Severe Storm and Flooding	DR	X	X	X	Nov 4
CA – Park and Borel Fires (APPEAL)	DR	X	X	X	Dec 2
PA – Severe Winter Weather	EM		X		Dec 6
SC – Severe Storms and Flooding	DR	X	X		Dec 13
AK – Severe Storm and Flooding	DR	X	X	X	Dec 16
OK – Severe Storms, Straight-line Winds, Tornadoes, and Flooding	DR	X		X	Dec 20
LA – Terrorist Attack	EM	X	X		Jan 2

\* Native Village of Kwigillingok



**FEMA**



# FEMA

Helping people before, during, and after disasters.



*Scan to subscribe to this briefing.*