

FEMA National Watch Center

Daily Operations Briefing

Saturday, January 6, 2024

8:30 a.m. ET



FEMA

National Current Ops / Monitoring

New Significant Incidents / Ongoing Ops

- No new significant incidents /operations

Hazard Monitoring

- Freezing Rain – Appalachians, Mid-Atlantic, and Northeast
- Heavy Snow – Pacific Northwest and Northeast
- Mixed Precipitation – Ohio Valley to the Mid-Atlantic

Disaster Declaration Activity

- No new declaration activity

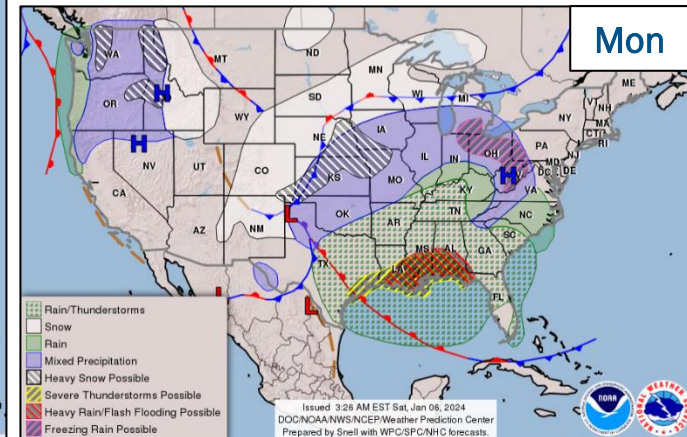
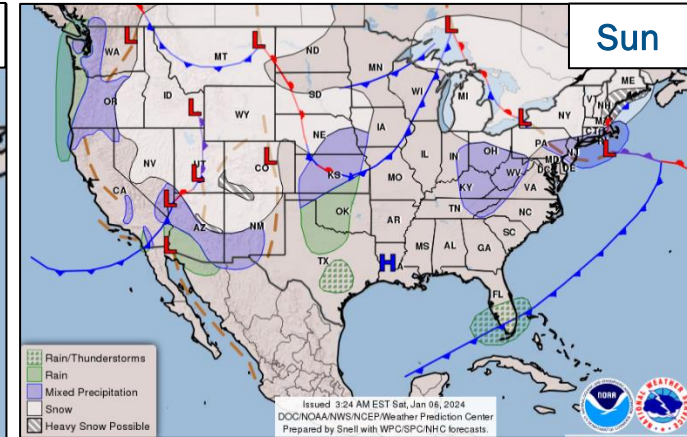
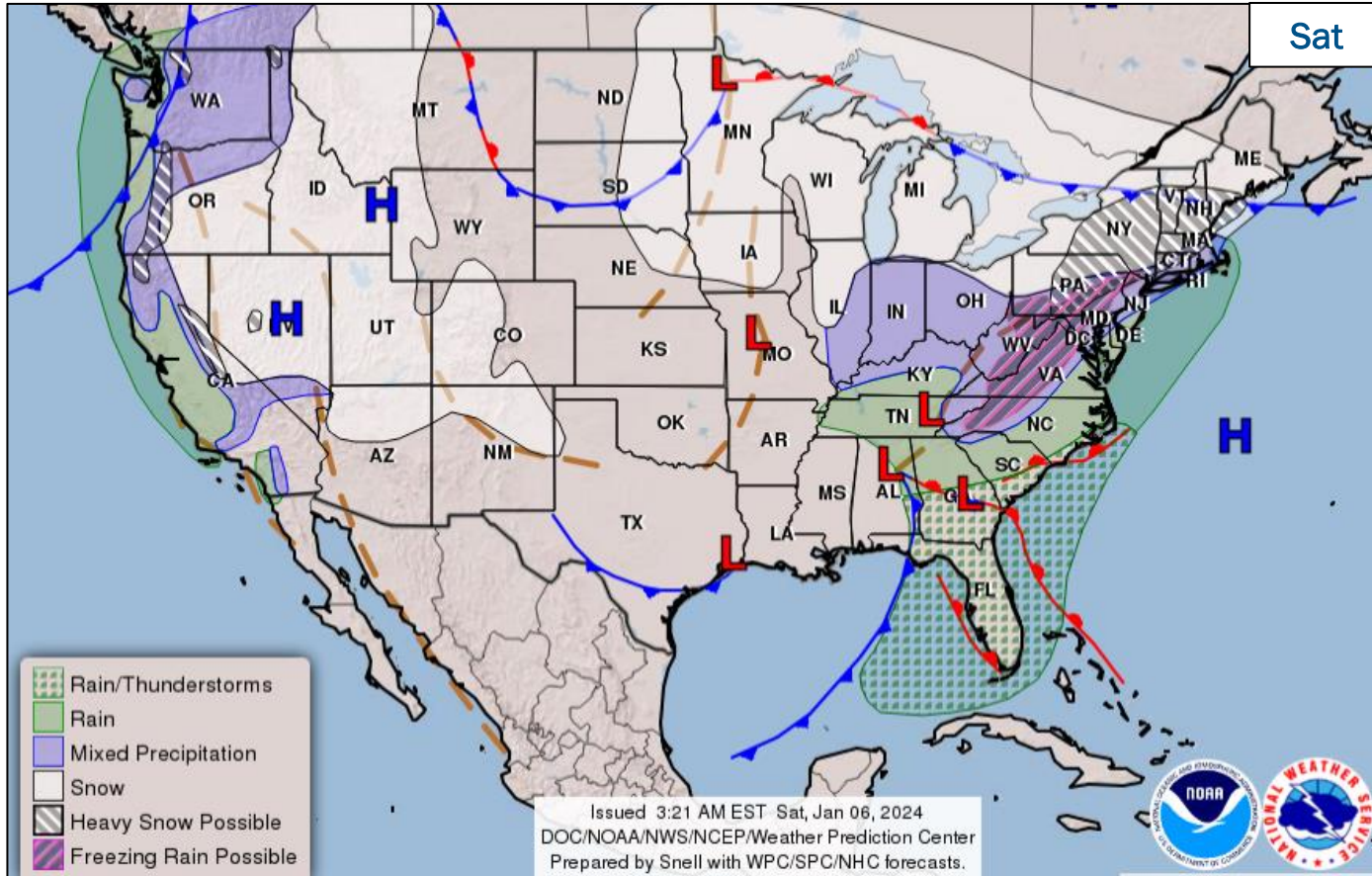
Event Monitoring

- No significant events



FEMA

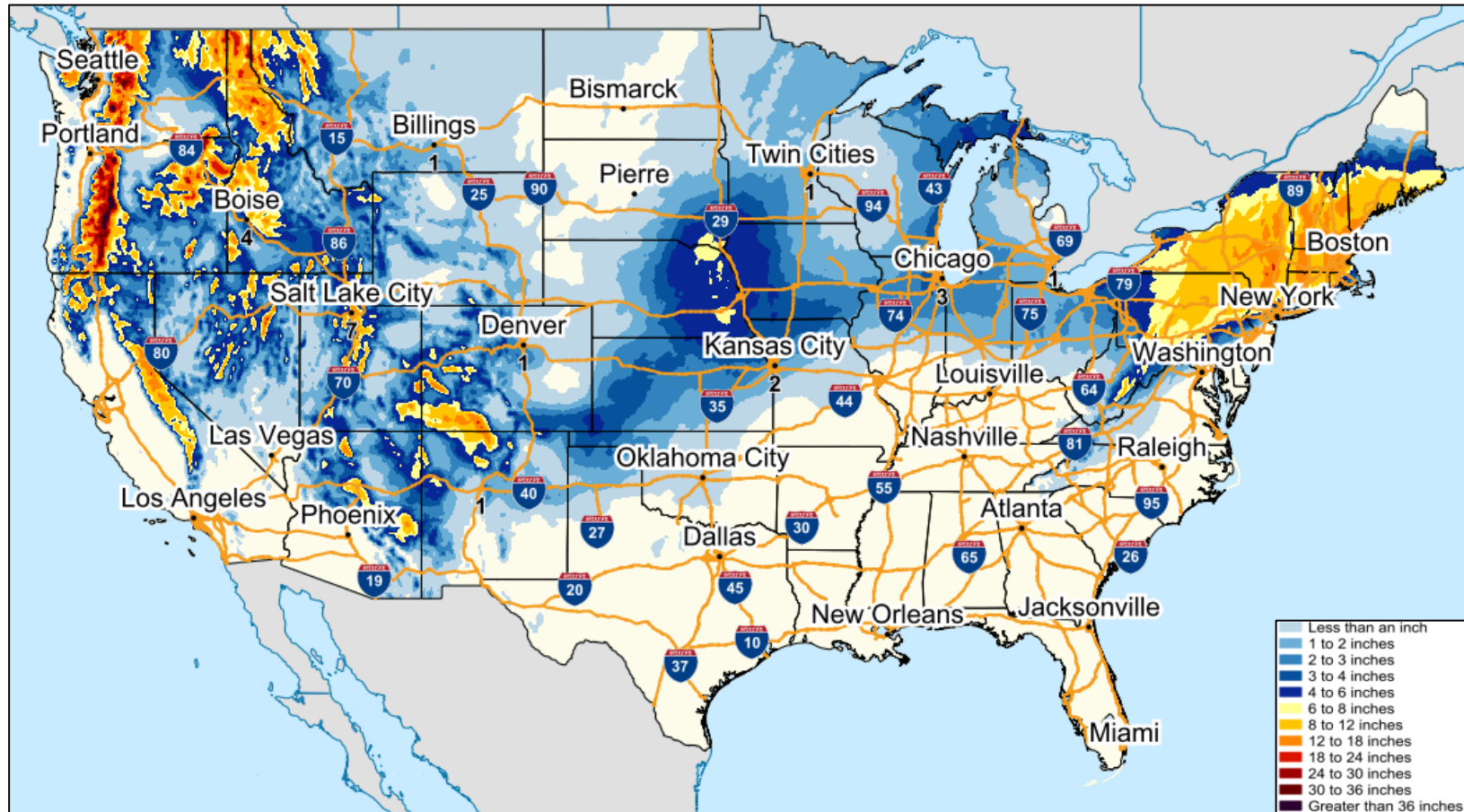
National Weather Forecast



FEMA

National Watch Center

Snowfall Forecast



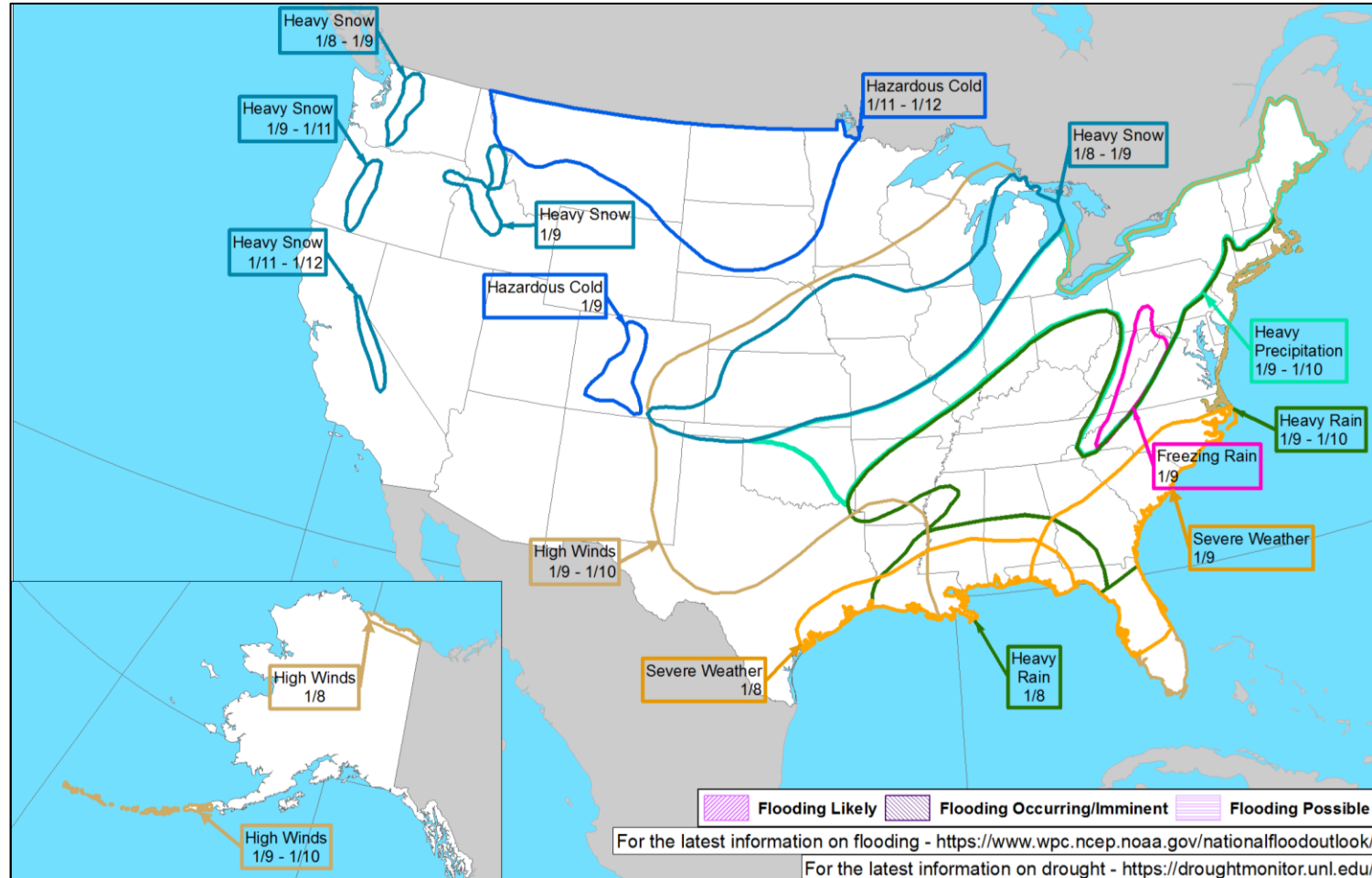
FEMA

Ice Accumulation Forecast



FEMA

Hazards Outlook – Jan 8-12



FEMA

FEMA Common Operating Picture

17 + **5** + **69** + **4** + **8** + **34**
 Joint Field Offices Virtual Joint Field Offices Supporting Major Disasters Emergency Declarations Direct Housing Missions RSF-Supported Disasters

FEMA HQ	
NWC	NRCC
Monitoring	Activated
FEMA REGIONS	
Watch	RRCC
Monitoring	I Rostered
Monitoring	II Rostered
Monitoring	III Rostered
Monitoring	IV Rostered
Monitoring	V Rostered
Monitoring	VI Rostered
Monitoring	VII Rostered
Monitoring	VIII Rostered
Monitoring	IX Rostered
Monitoring	X Rostered

N-IMATs	
2-5 Teams Available	
Red	
White	
Blue	
Gold	
HS	

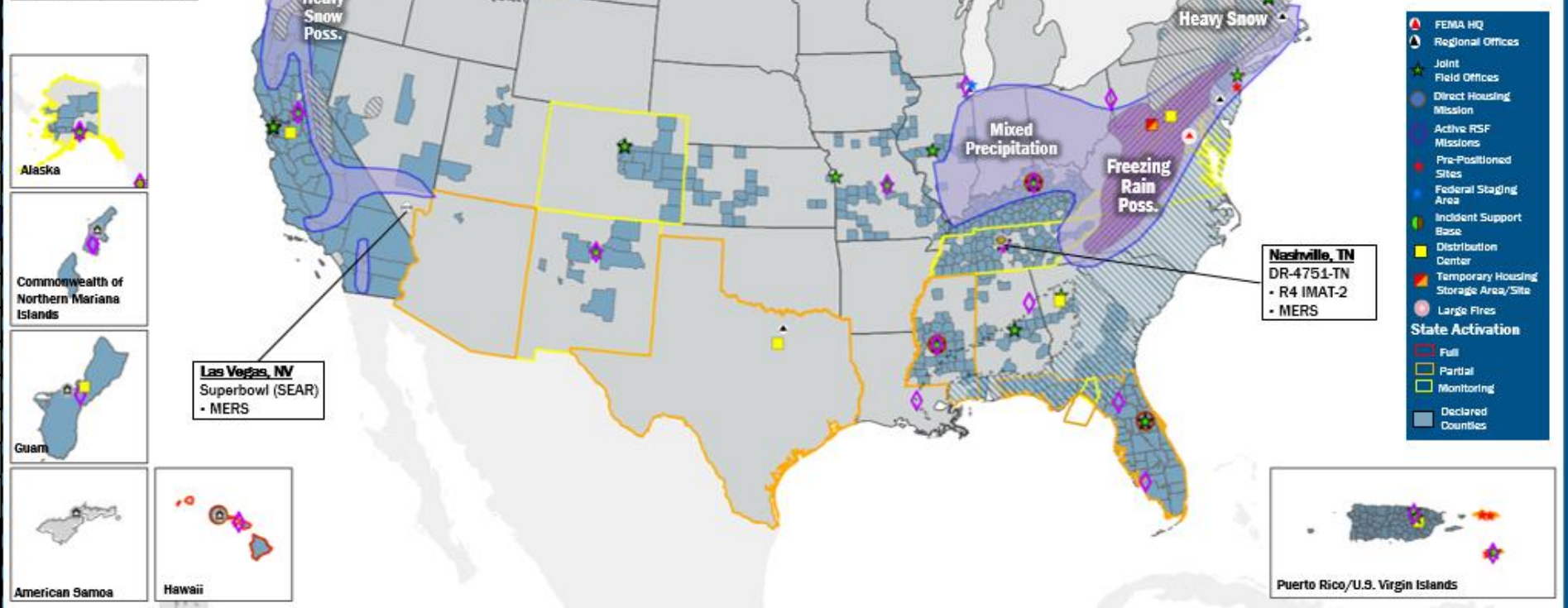
R-IMATs	
≥ 7 Teams Available	
I	VT
II	
III	1
IV-1	
IV-2	TN
V	
VI-1	
VI-2	3
VII	2
VIII	
IX-1	Personnel
IX-2	
X	

REGIONAL BREAKDOWN			
JFO/VJFO	DR	EM	
I	3/0	10	2
II	2/1	3	1
III	0/0	0	0
IV	5/1	21	1
V	1/0	2	0
VI	1/0	1	0
VII	2/0	3	0
VIII	1/0	4	0
IX	1/1	17	0
X	1/2	8	0

Notes:
RWCs/RRCCs/IMATs:
 NRCC: Sustained Ops
STATE EOCs:
 CO/MS/ND/TN: Severe Weather
 FL: TC Idalia
 TX: Ongoing Threats
 AZ/CO: SW Border
 HI/CO: Wildfires
 VI: Potable Water
 AK: Landslides
 NM/MD/VA: Winter Weather

Volunteer Force	
Rostered 7,477	Deployed 127 (-1)
Surge Capacity Force	
Rostered 8,387	Deployed 0

Fully Mission Capable (FMC)
Partially Mission Capable (PMC)
Not Mission Capable (NMC)
Deployed



Saturday
 January 6, 2024
 8:30 a.m. ET

IM Workforce
 13,728 Assigned
 4,119 Unavailable
 4,771 Deployed
 35% / 4,838 Available

IM Cadre Availability
 5 Cadres ≤ 25% Availability
 Environmental Planning and Historic Preservation: 23% (188/814);
 Field Leadership: 25% (36/146); Public Assistance: 18% (381/2,176);
 Planning 20% (93/473); Safety 21% (18/86)

MERS
 > 66%
 36 Assigned
 0 Unavailable
 0 (-1) Deployed
 36 (+1) Available

US&R
 > 66%
 28 Assigned
 1 Unavailable
 0 Deployed
 27 Available

FCO
 ≤ 1 Type I
 49 Assigned
 7 Unavailable
 33 (21 FCOR) Deployed
 9 Available

Joint Preliminary Damage Assessments

Region	State / Location	Incident	IA	Number of Counties		Start - End
			PA	Requested	Complete	
I	NH	Flooding Dec 17 and continuing	IA	0	0	N/A
			PA	10	0	1/2 - TBD
	ME	Flooding Dec 18-21	IA	16	2	1/2 - TBD
			PA	10	0	12/29 - TBD
	VT	Flooding Dec 17-19	IA	0	0	N/A
			PA	6	0	1/2 - TBD



FEMA

Declaration Requests in Process – 9

State / Tribe / Territory – Incident Description	Type	IA	PA	HM	Requested
OH – Train Derailment	DR	X	X	X	Jul 3
Inupiat Community of the Arctic Slope (ICAS) – Severed Undersea Fiber Optic Line – APPEAL	EM		X		Aug 23
WA – Wildfires	DR	X	X	X	Oct 4
MI – Severe Storms, Tornadoes, and Flooding	DR	X	X	X	Oct 18
KY – Severe Storms, Tornadoes, Straight-Line Winds, and Flooding – APPEAL	DR	X			Oct 23
WV – Severe Storms, Flooding, Landslides, and Mudslides	DR	X		X	Oct 25
RI – Severe Storms, Flooding, and Tornadoes	DR	X			Nov 9
NY – Severe Storm and Flooding	DR		X	X	Nov 29
MA – Severe Storms and Flooding	DR	X	X	X	Dec 11



FEMA



FEMA

Helping people before, during, and after disasters.



Scan to subscribe to this briefing.