

FEMA National Watch Center

Daily Operations Briefing

Saturday, January 4, 2025

8:30 a.m. ET



FEMA

National Current Ops / Monitoring

New Significant Incidents / Ongoing Ops

- No new significant incidents / operations

Hazard Monitoring

- Winter Storm – Central Plains to the Mid-Atlantic
- Heavy Snow – Cascades and Great Lakes
- Fire Weather – Southwest to Southern Plains

Disaster Declaration Activity

- No new declaration activity

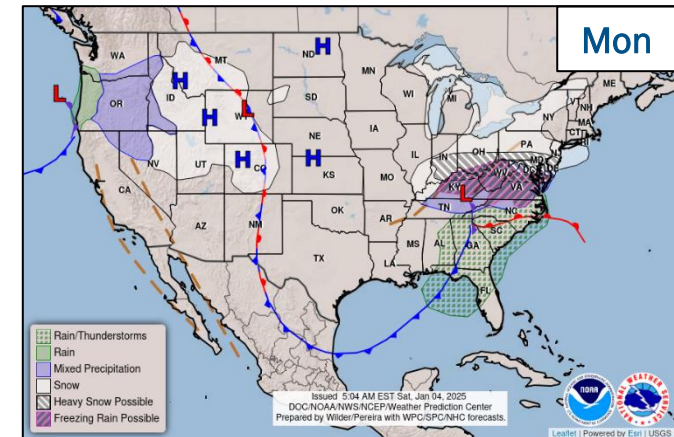
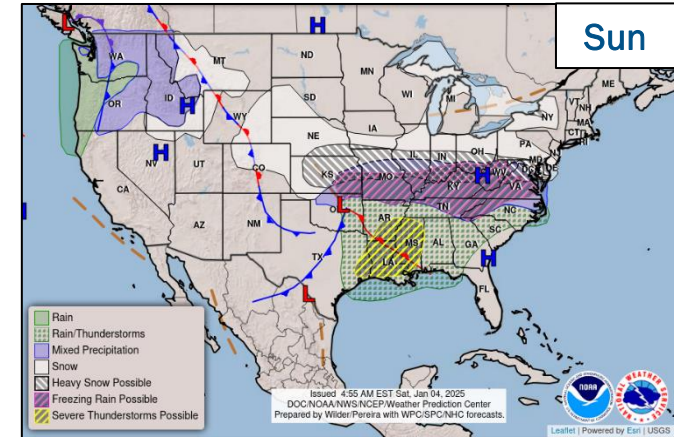
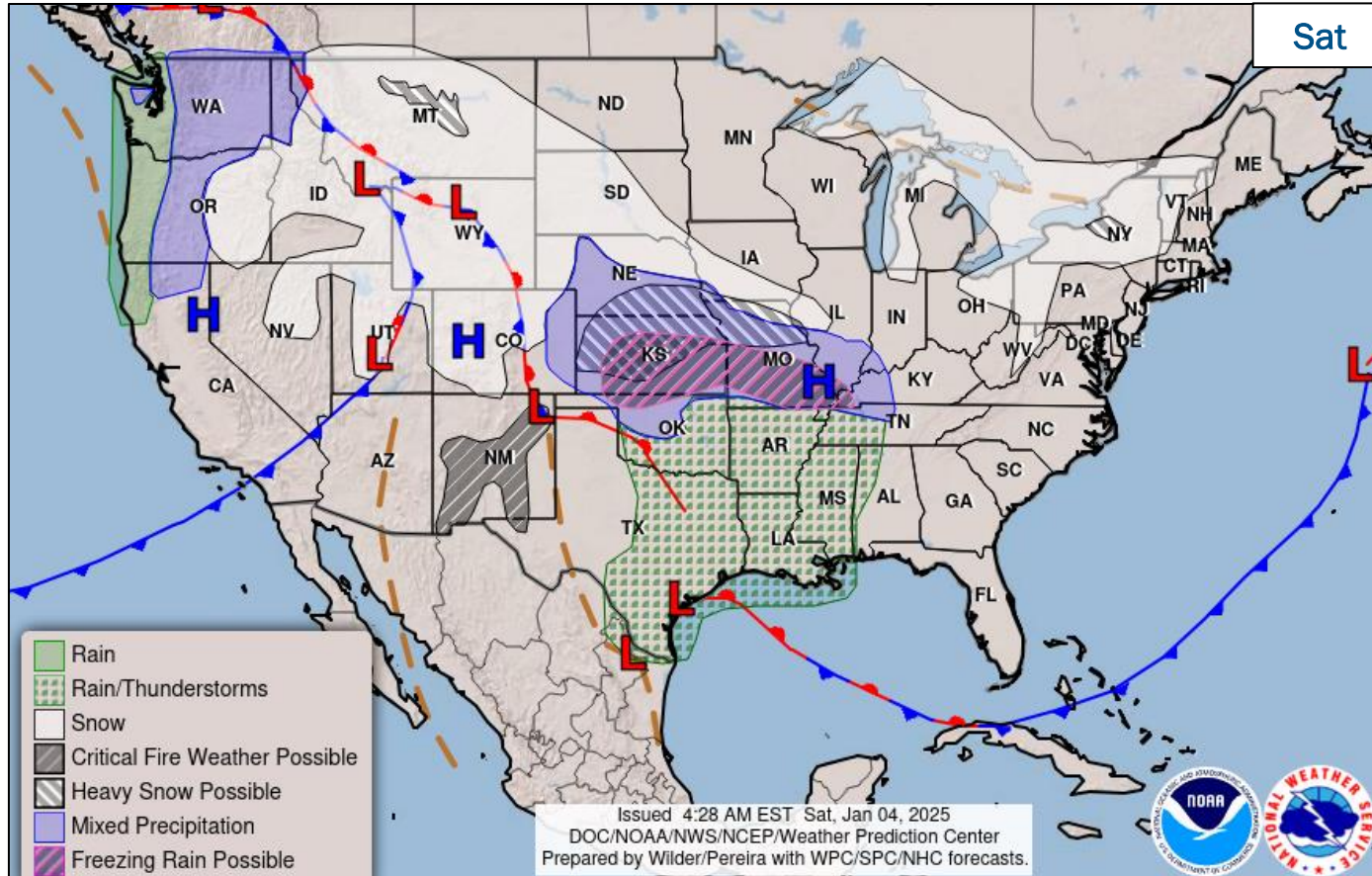
Event Monitoring

- No significant events



FEMA

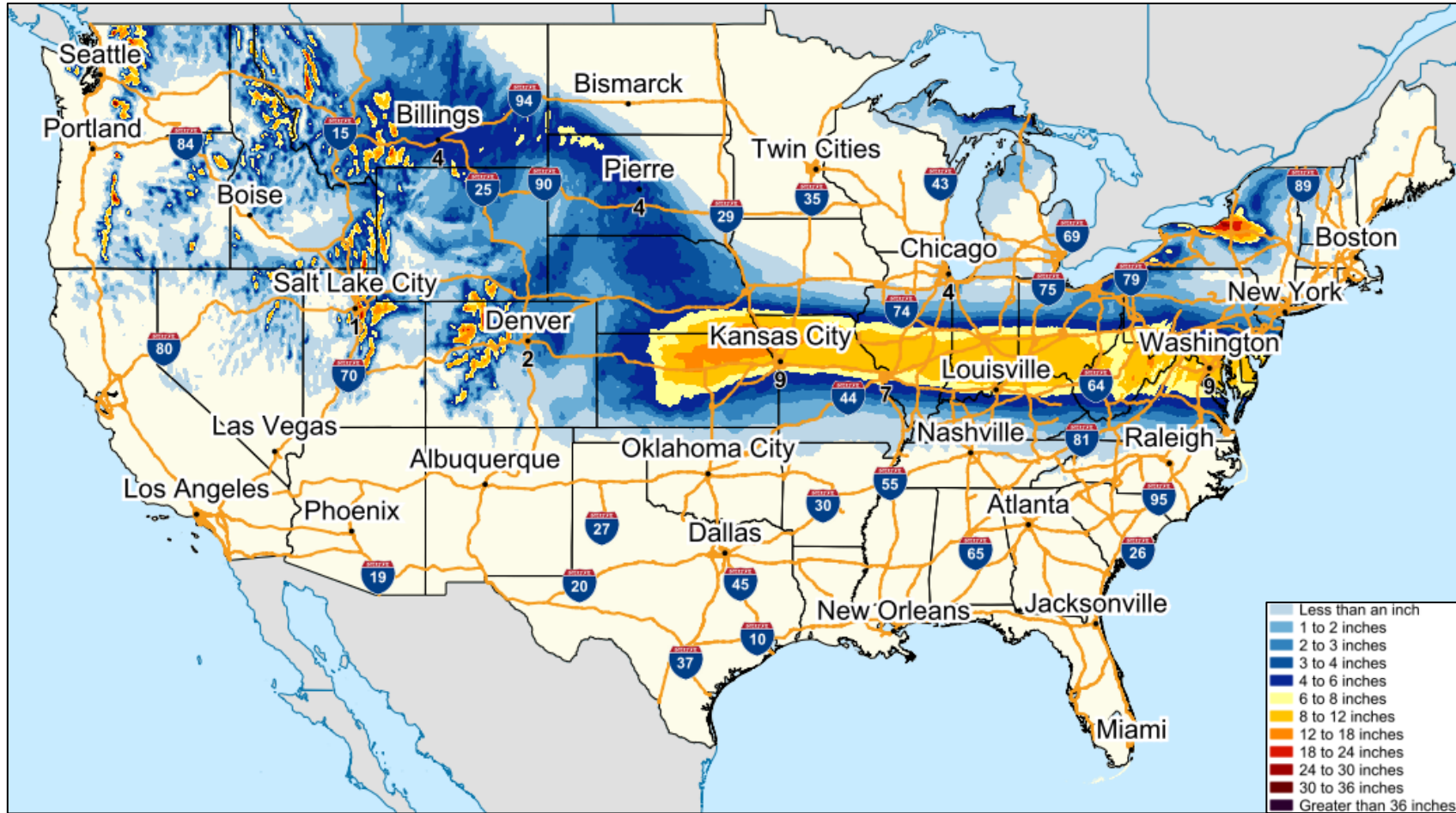
National Weather Forecast



FEMA

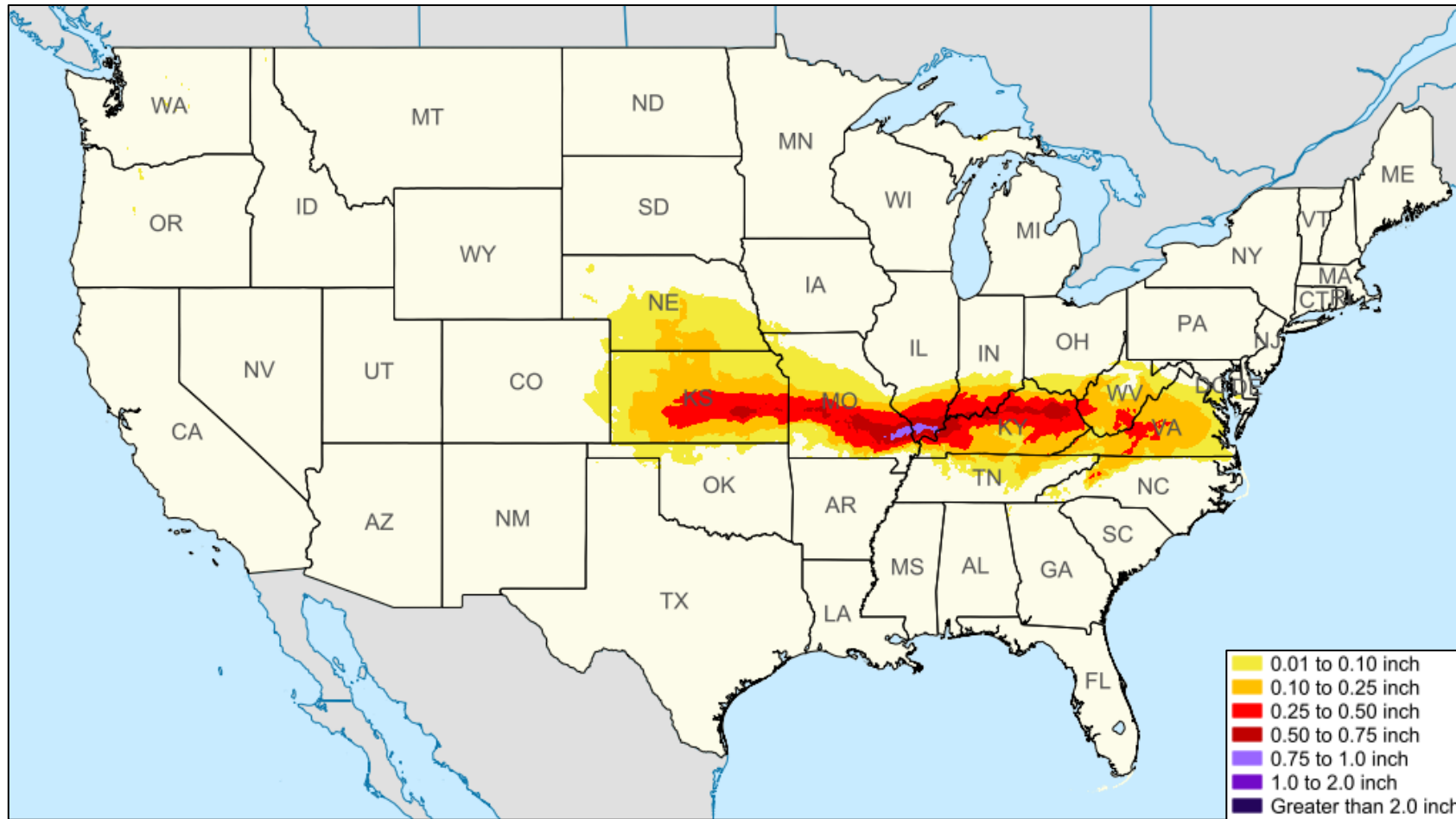
National Watch Center

Snowfall Forecast



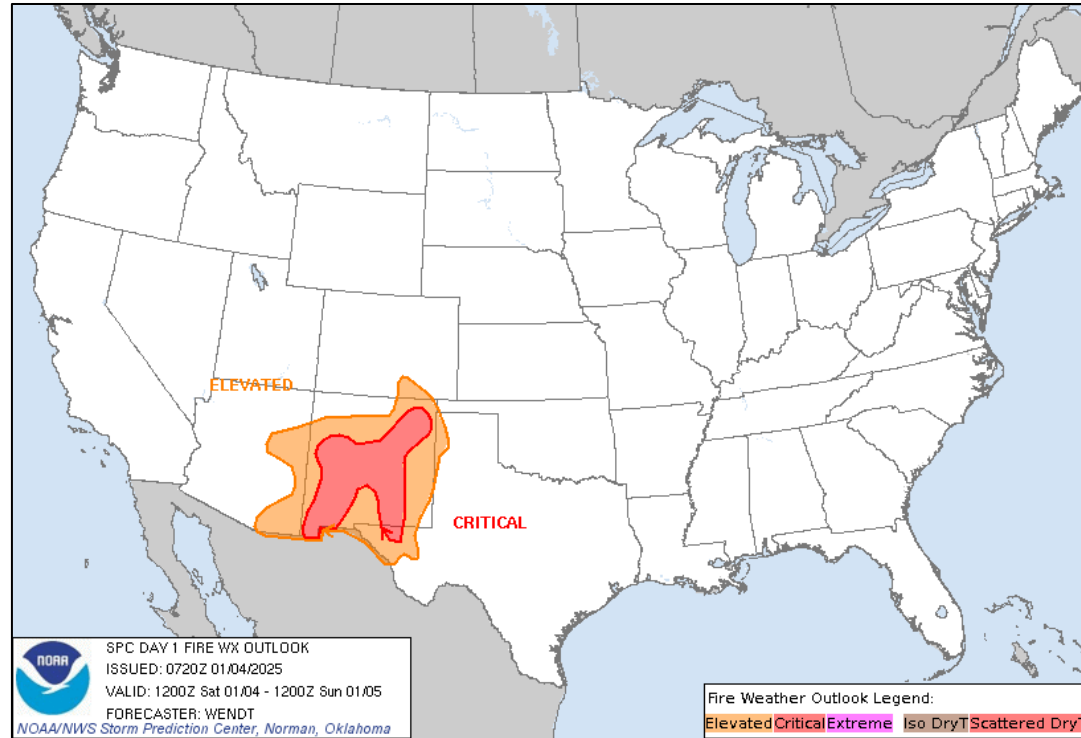
FEMA

Ice Accumulation Forecast

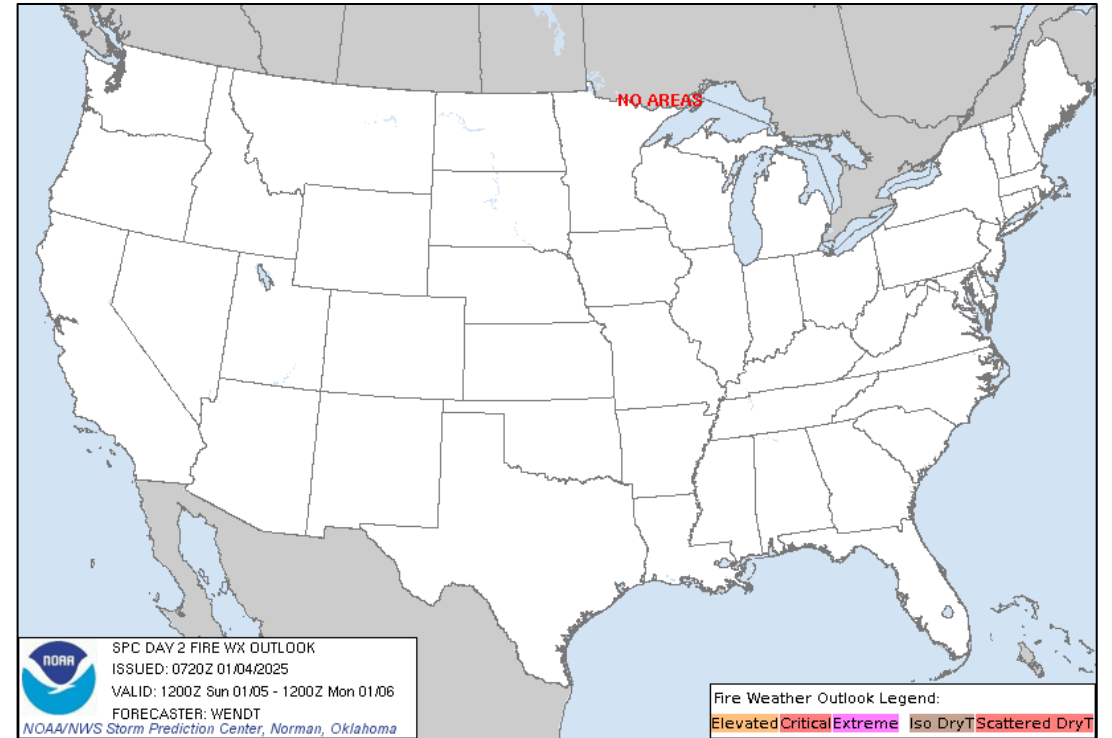


FEMA

Fire Weather Outlook



Today



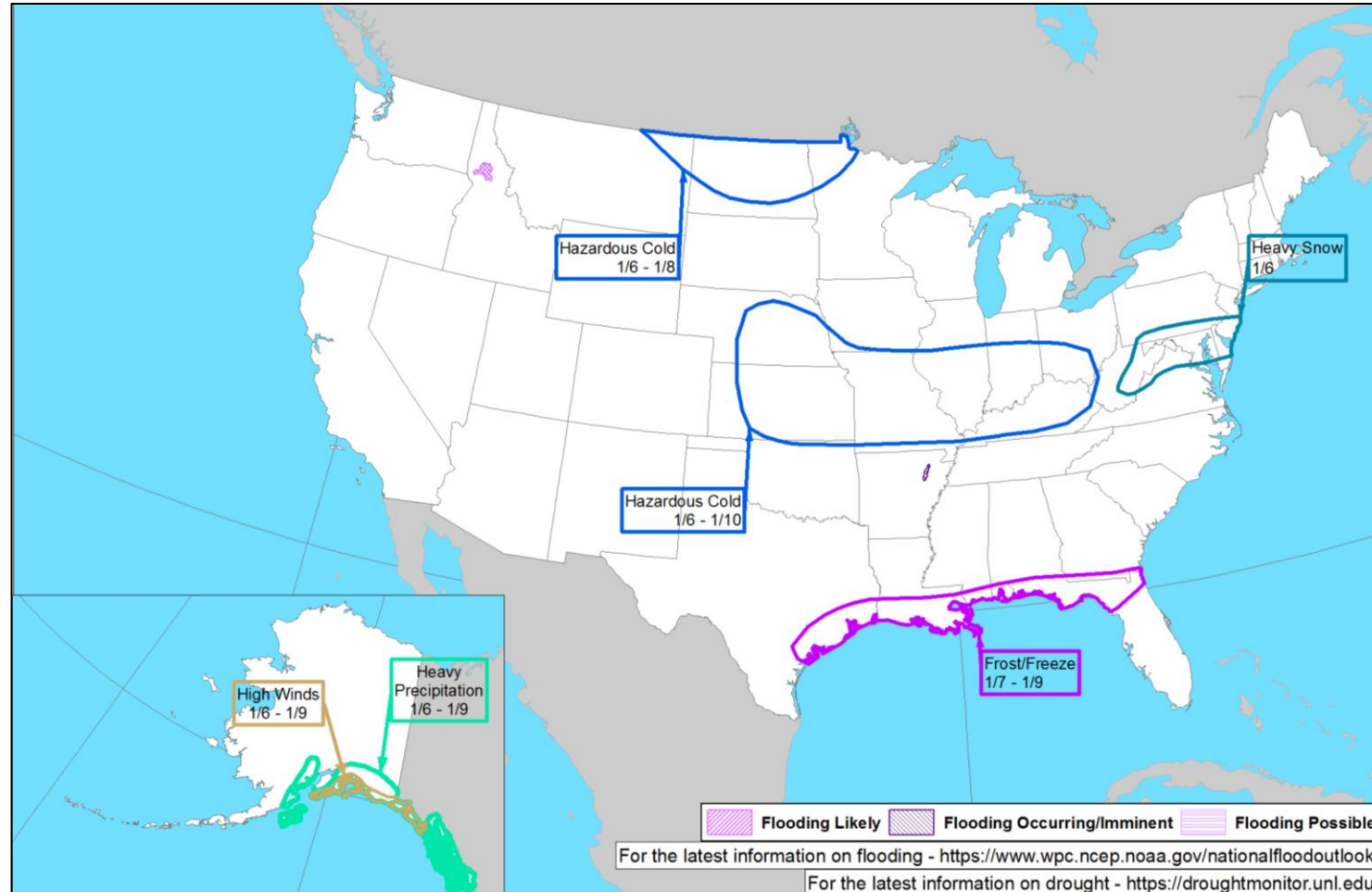
Tomorrow



FEMA

National Watch Center

Hazards Outlook – Jan 6-10




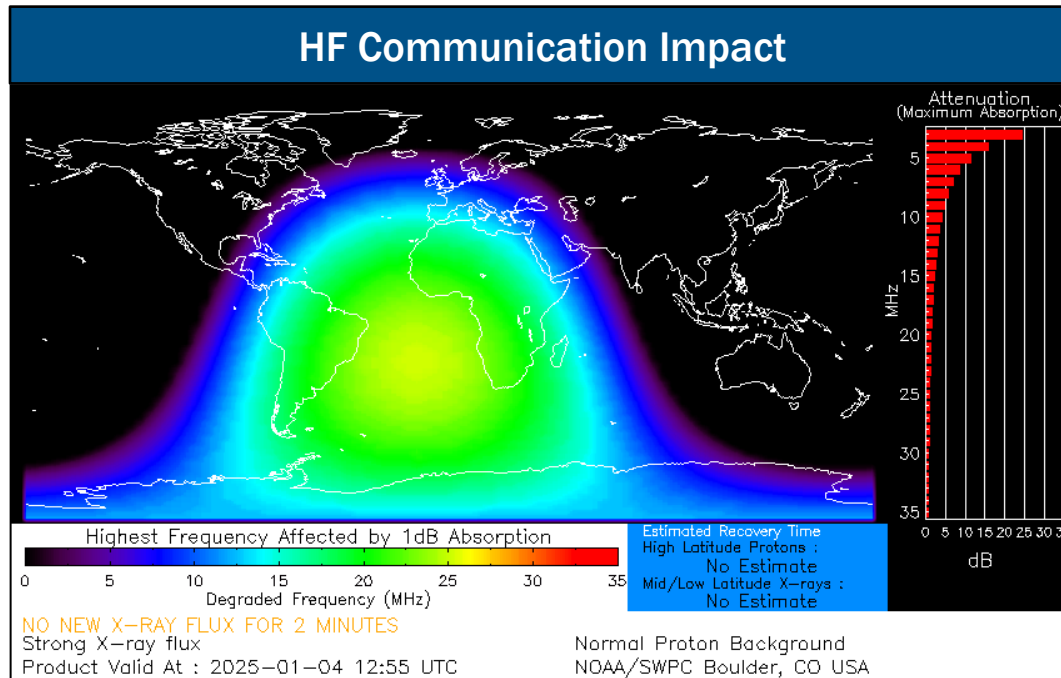
FEMA

Space Weather Outlook

Minor	Space Weather Activity	Geomagnetic Storms	Solar Radiation	Radio Blackouts
Past 24 Hours	Strong	G1	None	R3
Next 24 Hours	Moderate	G2	None	R2

For further information on NOAA Space Weather Scales refer to: <http://www.swpc.noaa.gov/noaa-scales-explanation>
 For further information on Sunspot Activity refer to: <https://www.swpc.noaa.gov/phenomena/sunspotssolar-cycle>

Due to a server outage, sunspot images will be coming from alternate sources, map colors may vary.



FEMA

FEMA Common Operating Picture

31 + **3** Supporting **108** + **10** Major Disasters Emergency Declarations | **17** Direct Housing Missions **26** RSF-Supported Disasters **6** Joint Recovery Offices

Saturday
January 4, 2025
8:30 a.m. ET

FEMA HQ	
NWC	NRCC
Monitoring	Steady State
FEMA REGIONS	
Watch	RRCC
Monitoring	I Rostered
Monitoring	II Rostered
Monitoring	III Rostered
Monitoring	IV Rostered
Monitoring	V Rostered
Monitoring	VI Rostered
Monitoring	VII Rostered
Monitoring	VIII Rostered
Monitoring	IX Rostered
Monitoring	X Rostered

N-IMATs	
2-5 Teams Available	
Red	
White	NC (Sep 30)
Blue	
Gold	
HS	

R-IMATs	
≥ 7 Teams Available	
I	1
II	VI (Oct 30)
III	Personnel
IV-1	GA (Oct 5)
IV-2	Reconstituting
V	2
VI-1	3
VI-2	
VII	Personnel
VIII	SD (Nov 18)
IX-1	
IX-2	AZ (Oct 8)
X	Personnel

Notes:

NRCC/RWCs/RRCCs:

- NSTR

State EOCs:

- OK: Severe Weather
- HI/OK: Wildfires
- FL: TC Milton
- FL/NC/TN/VA: TC Helene
- TX: Tropical Activity
- DC/WY: Inauguration
- CO/WV: Winter Weather
- GA: State Funeral

Volunteer Force	
Rostered	Deployed
7,840	3
Surge Capacity Force	
Rostered	Deployed
9,000	43 (-18)

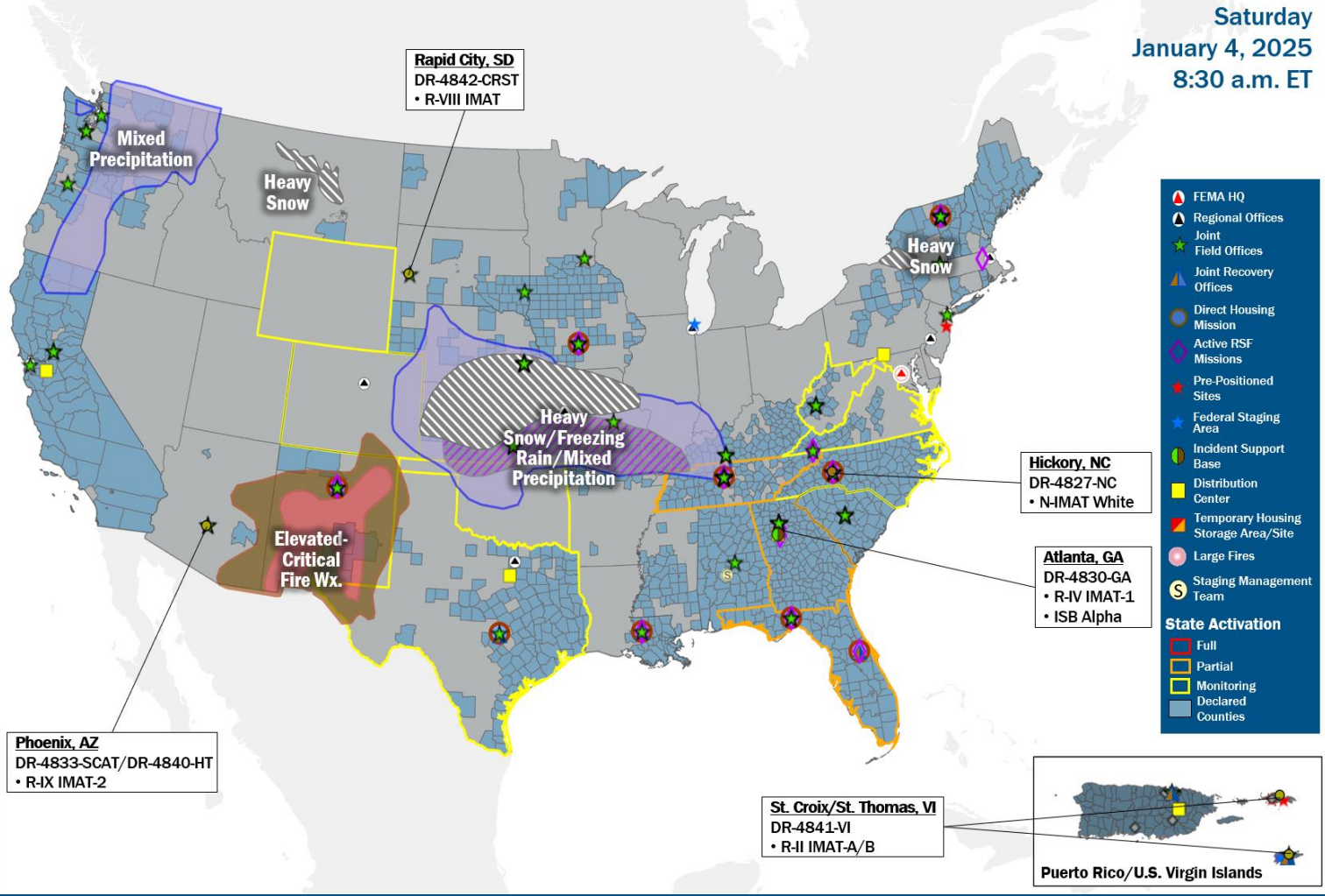
Fully Mission Capable (FMC)

Partially Mission Capable (PMC)

Not Mission Capable (NMC)

Deployed

REGIONAL BREAKDOWN				
	JFO/VJFO	DR	EM	JRO
I	3/0	18	2	0
II	3/1	8	0	2
III	2/0	6	1	0
IV	7/0	27	7	1
V	1/0	1	0	0
VI	3/0	6	0	3
VII	4/0	14	0	0
VIII	2/0	4	0	0
IX	3/1	12	0	0
X	3/1	12	0	0



- FEMA HQ
 - Regional Offices
 - Joint Field Offices
 - Joint Recovery Offices
 - Direct Housing Mission
 - Active RSF Missions
 - Pre-Positioned Sites
 - Federal Staging Area
 - Incident Support Base
 - Distribution Center
 - Temporary Housing Storage Area/Site
 - Large Fires
 - Staging Management Team
- State Activation**
- Full
 - Partial
 - Monitoring
 - Declared
 - Counties

IM Workforce

14,379 Assigned
4,944 (-120) Unavailable
6,707 (-21) Deployed

19% (+1) / 2,728 (+141) Available

IM Cadre Availability

16 Cadres ≤ 25% Availability

Disability Integration: 19% (8/42); External Affairs: 24% (124/527); Environmental Planning and Historic Preservation: 17% (148/869); Field Leadership: 14% (21/151); Financial Management: 22% (52/237); Hazard Mitigation: 10% (118/1,220); Human Resources: 12% (22/184); Individual Assistance: 14% (375/2,757); Interagency Recovery Coordination: 24% (80/329); Information Technology: 18% (131/719); Logistics: 6% (101/1,677); Operations: 16% (58/370); Public Assistance: 15% (341/2,308); Planning: 7% (32/459); Safety: 14% (13/95); Security: 16% (22/139)

MERS

> 66%

36 Assigned
0 Unavailable
1 Deployed

35 Available

US&R

> 66%

28 Assigned
1 Unavailable
0 Deployed

27 Available

FCO

≤ 1 Type I

55 Assigned
7 Unavailable
48 (28 FCOR) Deployed

0 Available

Joint Preliminary Damage Assessments

Region	State / Location	Incident	IA	Number of Counties		Start - End
			PA	Requested	Complete	
X	WA	Severe Storm Nov 17-25	IA	3	3	12/9 - 12/13
			PA	14	0	1/6 - TBD



FEMA

Declaration Requests in Process – 9

State / Tribe / Territory – Incident Description	Type	IA	PA	HM	Requested
NY – Severe Storms, Tornadoes, Straight-line Winds, and Flooding	EM		X		Jul 20
MI – Severe Storm and Tornadoes (APPEAL)	DR	X		X	Sep 11
NVKW* – Severe Storm and Flooding	DR	X	X	X	Nov 4
CA – Park and Borel Fires (APPEAL)	DR	X	X	X	Dec 2
PA – Severe Winter Weather	EM		X		Dec 6
SC – Severe Storms and Flooding	DR	X	X		Dec 13
AK – Severe Storm and Flooding	DR	X	X	X	Dec 16
OK – Severe Storms, Straight-line Winds, Tornadoes, and Flooding	DR	X		X	Dec 20
LA – Terrorist Attack	EM	X	X		Jan 2

* Native Village of Kwigillingok



FEMA



FEMA

Helping people before, during, and after disasters.



Scan to subscribe to this briefing.