

FEMA National Watch Center

# Daily Operations Briefing

Wednesday, January 3, 2024

8:30 a.m. ET



**FEMA**

# National Current Ops / Monitoring

---

## New Significant Incidents / Ongoing Ops

- No new significant incidents /operations

## Hazard Monitoring

- Winter Weather – Pacific Northwest to Southwest
- Rain/Thunderstorms – Lower Mississippi Valley to Southeast

---

## Disaster Declaration Activity

- No new declaration activity

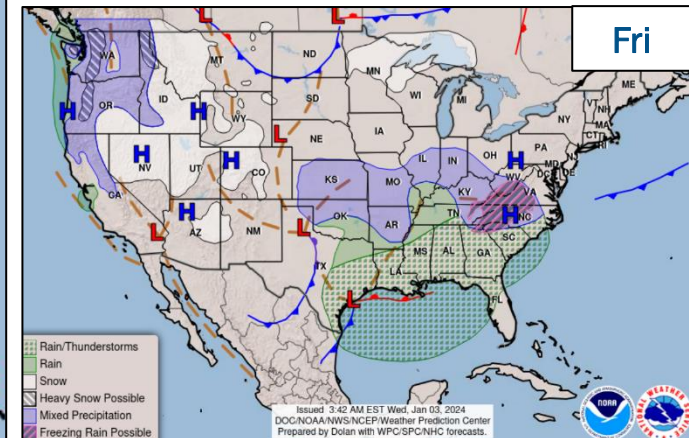
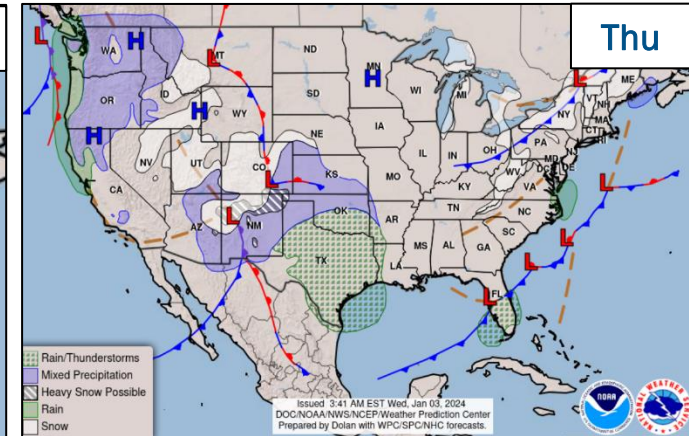
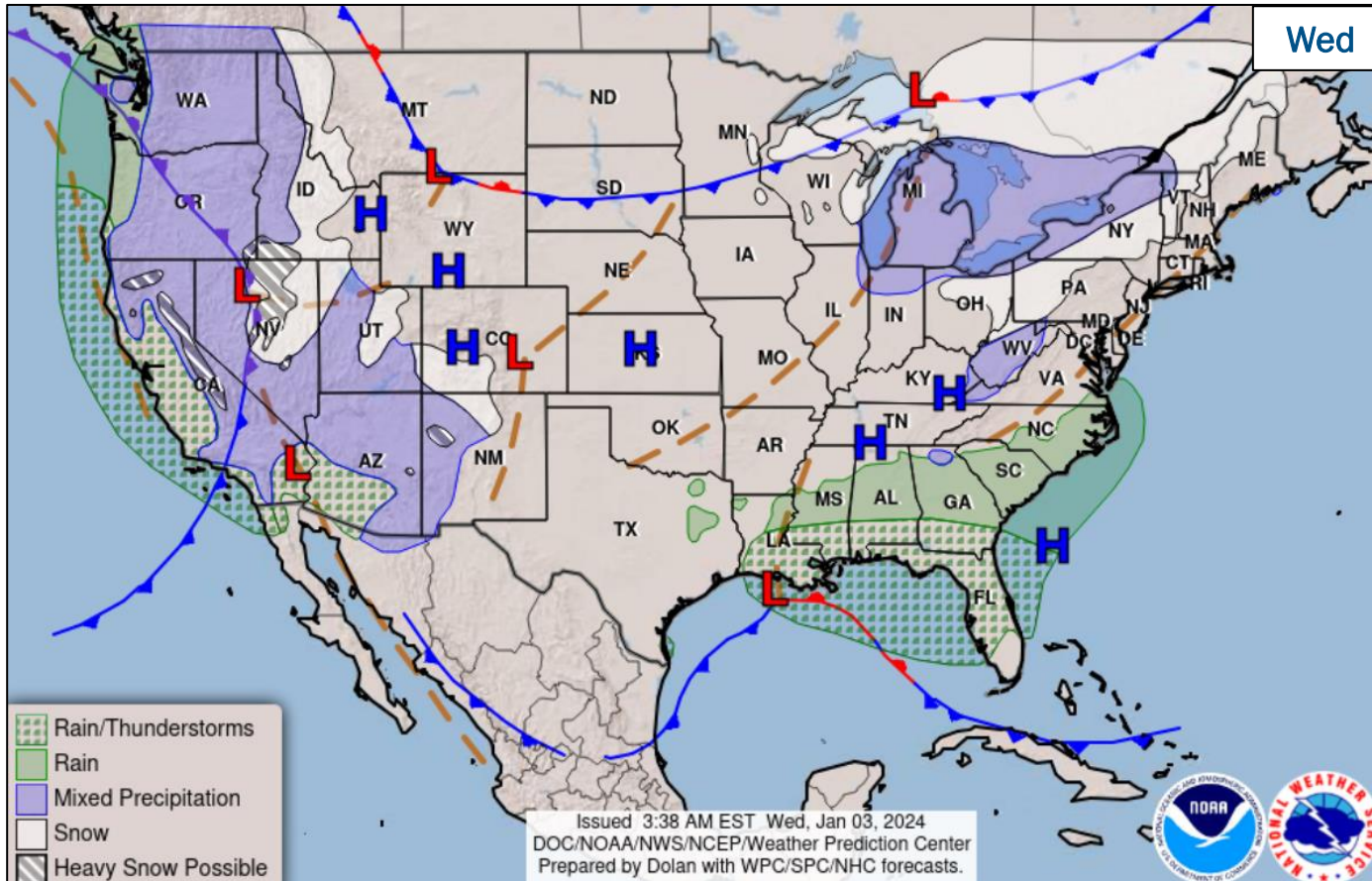
## Event Monitoring

- No significant events



**FEMA**

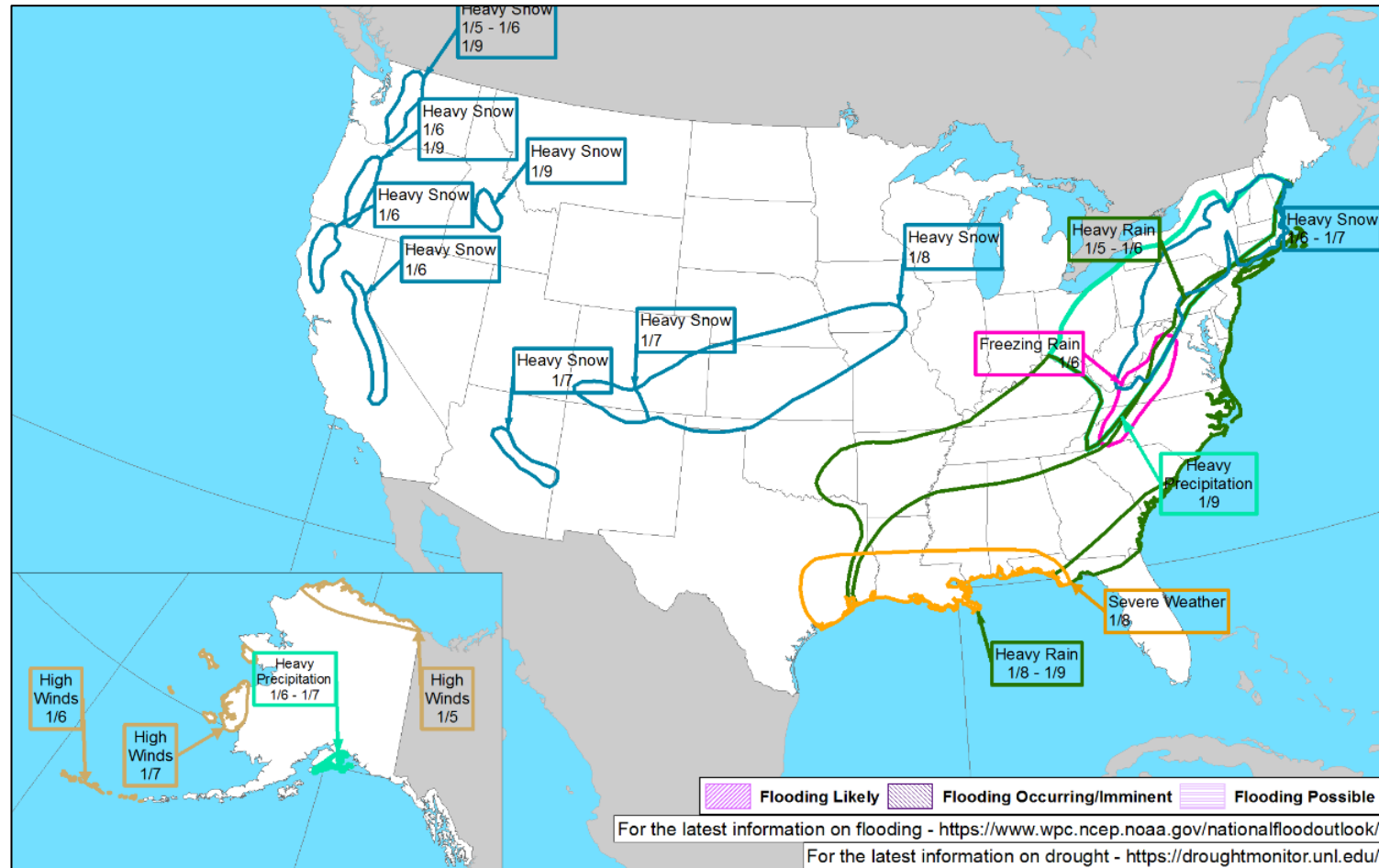
# National Weather Forecast



FEMA

National Watch Center

# Hazards Outlook – Jan 5-9




FEMA

# Space Weather Summary/Outlook

Space Weather Type	Past 48 Hours	Forecast: 03 Jan	Forecast: 04 Jan
Solar Flare (Radio Blackout)   R Scale (R1-R2/R3)	R1	60% / 25%	60% / 25%
Solar Radiation Storms   S Scale	None	25%	25%
Geomagnetic Storms   G Scale	None	10%	5%

- Moderate level of solar activity taking place with recent M-class flare activity from AR 3536 (X5 flare occurred on 31 Dec) – **Isolated minor HF radio impacts likely.**
- Chance for a solar radiation storm event – **Chance for minor HF radio impacts in the polar regions.**
- Slight chance for a minor geomagnetic storm on 03 Jan – **Slight chance for minor impacts to power grid, GPS, and other technologies (if any should occur, they would most likely be mitigatable).**



FEMA

# FEMA Common Operating Picture

**17** + **5** **69** + **4** **8** **26**  
 Joint Field Offices Virtual Joint Field Offices Supporting Major Disasters Emergency Declarations Direct Housing Missions RSF-Supported Disasters

Wednesday  
 January 3, 2024  
 8:30 a.m. ET

FEMA HQ	
NWC	NRCC
Monitoring	Activated
FEMA REGIONS	
Watch	RRCC
Monitoring	I Rostered
Monitoring	II Rostered
Monitoring	III Rostered
Monitoring	IV Rostered
Monitoring	V Rostered
Monitoring	VI Rostered
Monitoring	VII Rostered
Monitoring	VIII Rostered
Monitoring	IX Rostered
Monitoring	X Rostered

N-IMATs	
2-5 Teams Available	
Red	
White	
Blue	
Gold	
HS	

R-IMATs	
≥ 7 Teams Available	
I	VT
II	1
III	
IV-1	
IV-2	TN
V	
VI-1	
VI-2	
VII	
VIII	2
IX-1	Personnel
IX-2	
X	3/Personnel

Notes:	
RWCs/RRCCs/IMATs:	STATE EOCs:
NRCC: Sustained Op	CO/MS/ND/TN: Severe Weather
	FL: TC Idalia
	TX: Ongoing Threats
	AZ/CO: SW Border
	HI/CO: Wildfires
	VI: Potable Water
	AK: Landslides

Volunteer Force	
Rostered 7,477	Deployed 131 (+3)
Surge Capacity Force	
Rostered 8,387	Deployed 0

Fully Mission Capable (FMC)
Partially Mission Capable (PMC)
Not Mission Capable (NMC)
Deployed

REGIONAL BREAKDOWN			
	JFO/VJFO	DR	EM
I	3/0	10	2
II	2/1	3	1
III	0/0	0	0
IV	5/1	21	1
V	1/0	2	0
VI	1/0	1	0
VII	2/0	3	0
VIII	1/0	4	0
IX	1/1	17	0
X	1/2	8	0

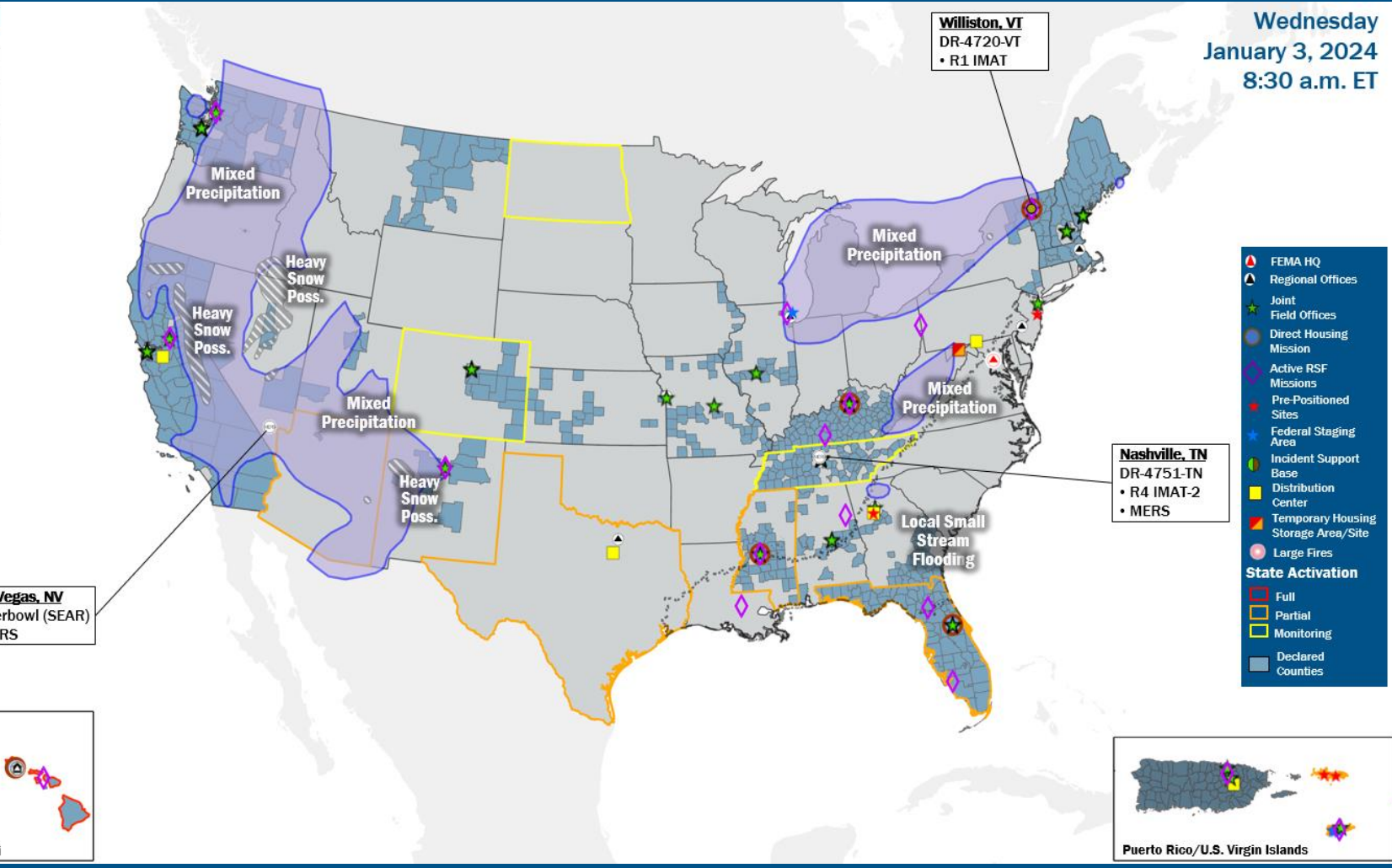
Alaska

Commonwealth of Northern Mariana Islands

Guam

American Samoa

Hawaii



## IM Workforce

13,716 Assigned  
 4,192 (+127) Unavailable  
 4,765 (+42) Deployed

35% (-1) / 4,759 (-169) Available

## IM Cadre Availability

6 (+1) Cadres ≤ 25% Availability

Environmental Planning and Historic Preservation: 24% (192/812); Field Leadership: 24% (35/146); Interagency Recovery Coordination: 25% (72/284); Public Assistance: 17% (379/2,170); Planning 20% (95/473); Safety 24% (21/86)

## MERS

> 66%

36 Assigned  
 0 Unavailable  
 2 Deployed

34 Available

## US&R

> 66%

28 Assigned  
 1 Unavailable  
 0 Deployed

27 Available

## FCO

≤ 1 Type I

49 Assigned  
 10 Unavailable  
 32 (22 FCOR) Deployed

7 Available

# Joint Preliminary Damage Assessments

Region	State / Location	Incident	IA	Number of Counties		Start - End
			PA	Requested	Complete	
I	NH	Flooding Dec 17 - Dec 21	IA	0	0	N/A
			PA	10	0	1/2 - TBD
	ME	Flooding Dec 18 - continuing	IA	16	0	1/2 - TBD
			PA	10 (+6)	0	12/29 - TBD
	VT	Flooding Dec 17 - Dec 19	IA	0	0	N/A
			PA	6	0	TBD



FEMA

# Declaration Requests in Process – 9

State / Tribe / Territory – Incident Description	Type	IA	PA	HM	Requested
OH – Train Derailment	DR	X	X	X	Jul 3
Inupiat Community of the Arctic Slope (ICAS) – Severed Undersea Fiber Optic Line – APPEAL	EM		X		Aug 23
WA – Wildfires	DR	X	X	X	Oct 4
MI – Severe Storms, Tornadoes, and Flooding	DR	X	X	X	Oct 18
KY – Severe Storms, Tornadoes, Straight-Line Winds, and Flooding – APPEAL	DR	X			Oct 23
WV – Severe Storms, Flooding, Landslides, and Mudslides	DR	X		X	Oct 25
RI – Severe Storms, Flooding, and Tornadoes	DR	X			Nov 9
NY – Severe Storm and Flooding	DR		X	X	Nov 29
MA – Severe Storms and Flooding	DR	X	X	X	Dec 11



**FEMA**





# FEMA

Helping people before, during, and after disasters.



*Scan to subscribe to this briefing.*