

FEMA National Watch Center

Daily Operations Briefing

Thursday, January 2, 2025

8:30 a.m. ET



FEMA

National Current Ops / Monitoring

New Significant Incidents / Ongoing Ops

- No significant incidents / ops

Hazard Monitoring

- Heavy Snow – Northern/Central Rockies, Great Lakes, Northeast
- Freezing Rain – Washington, Oregon

Disaster Declaration Activity

- Approval: FEMA-4854-DR-OR
- Approval: FEMA-4855-DR-MO

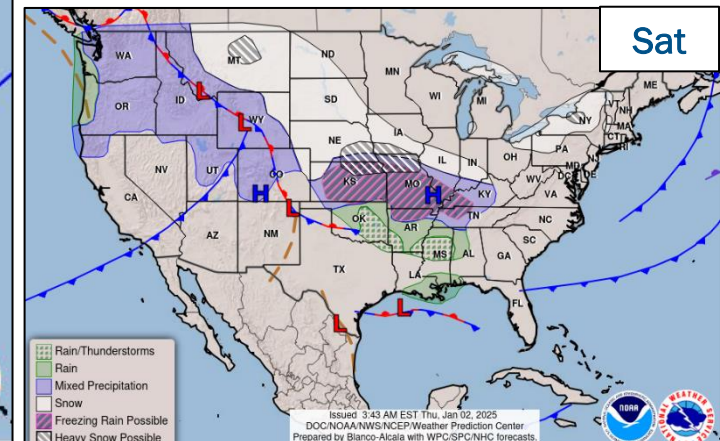
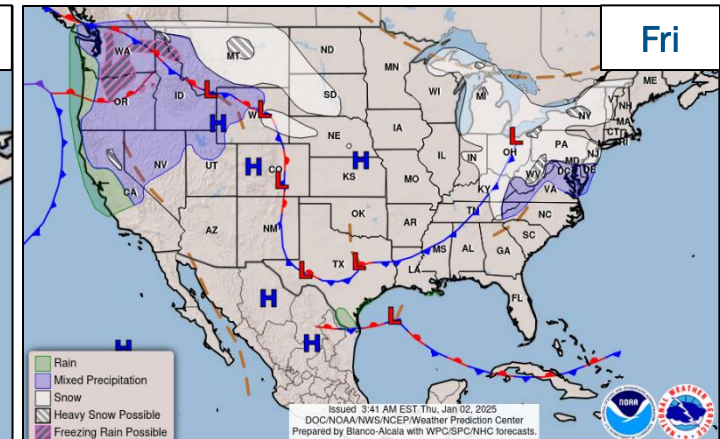
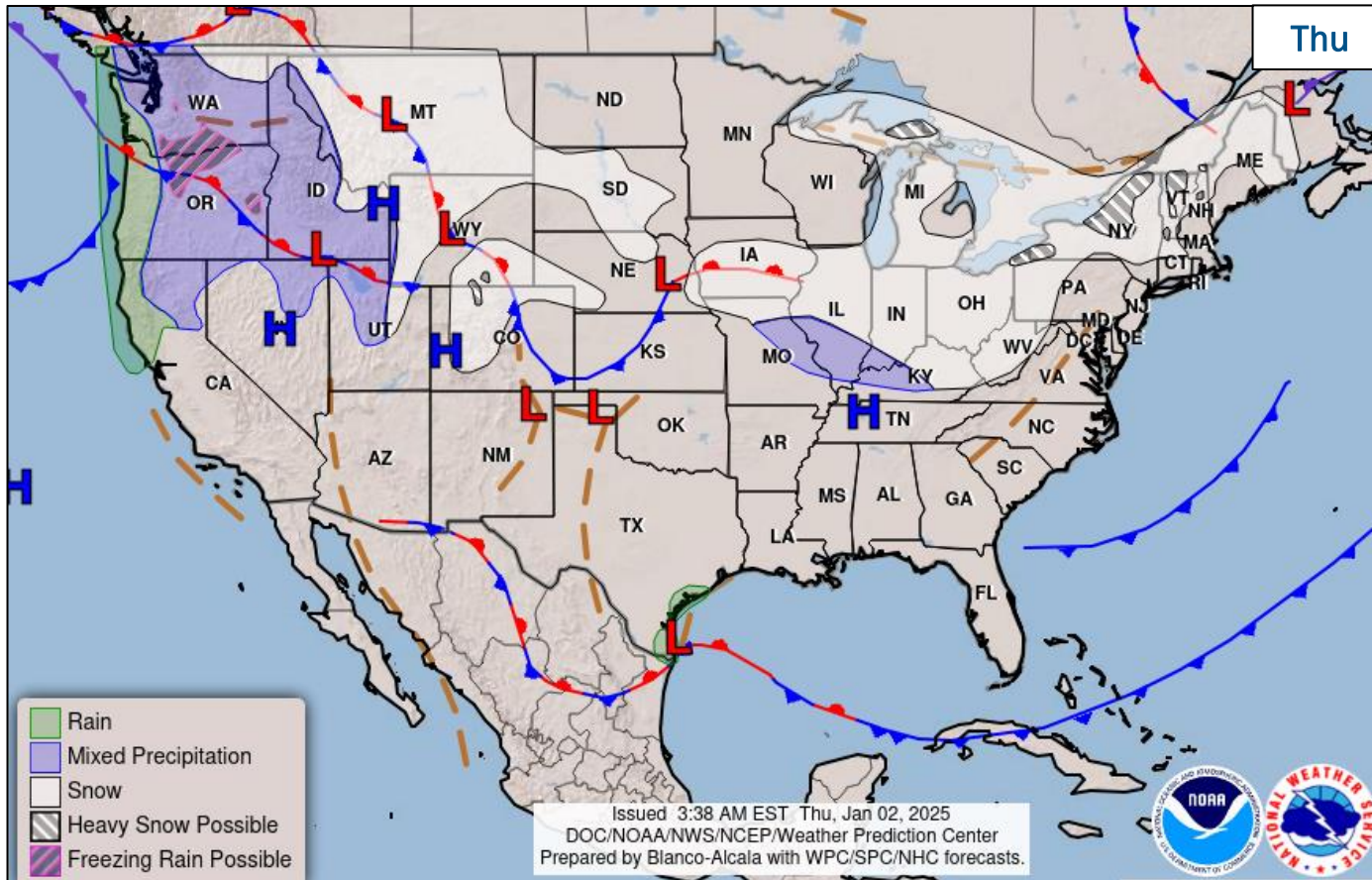
Event Monitoring

- No significant events



FEMA

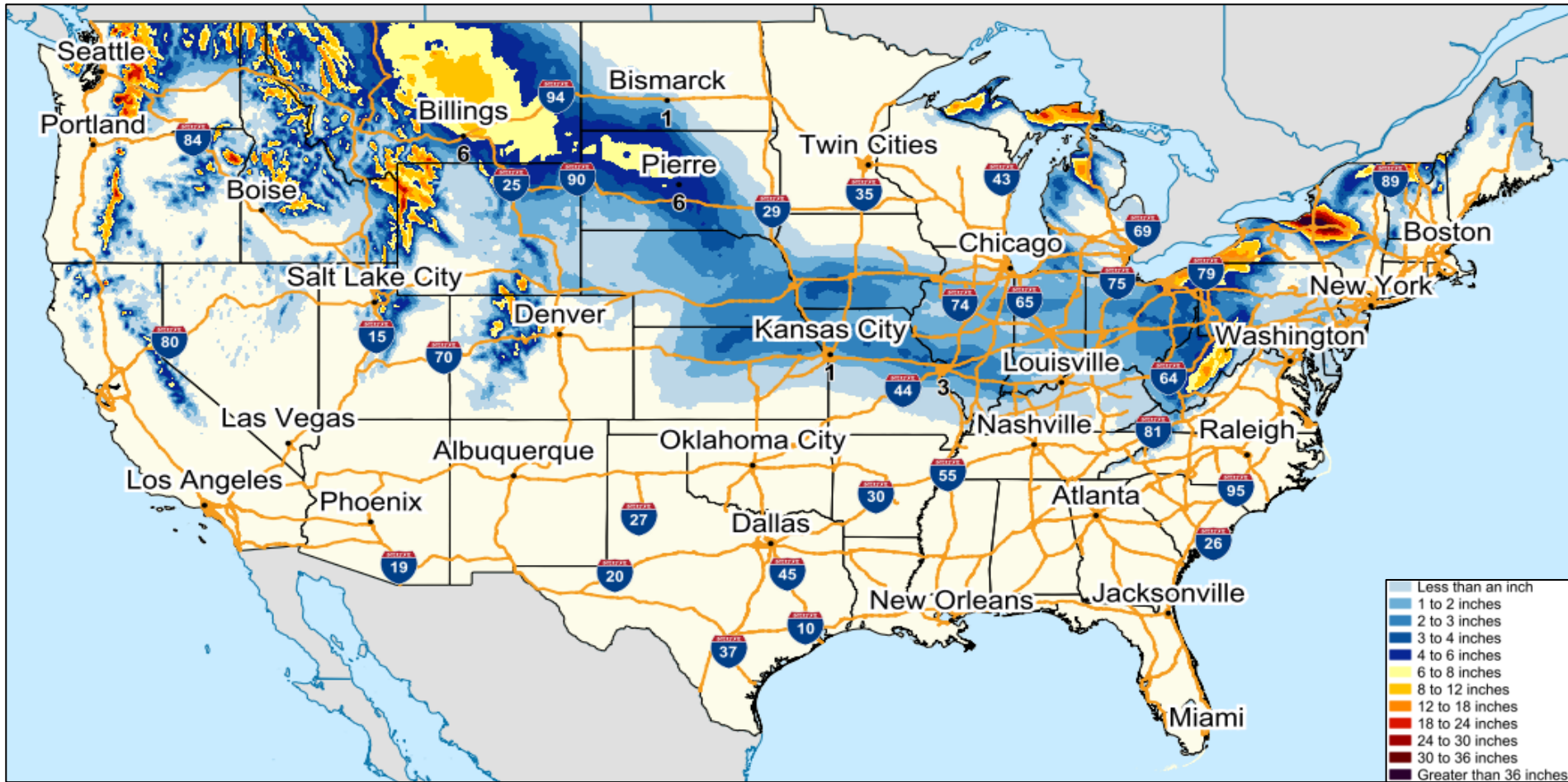
National Weather Forecast



FEMA

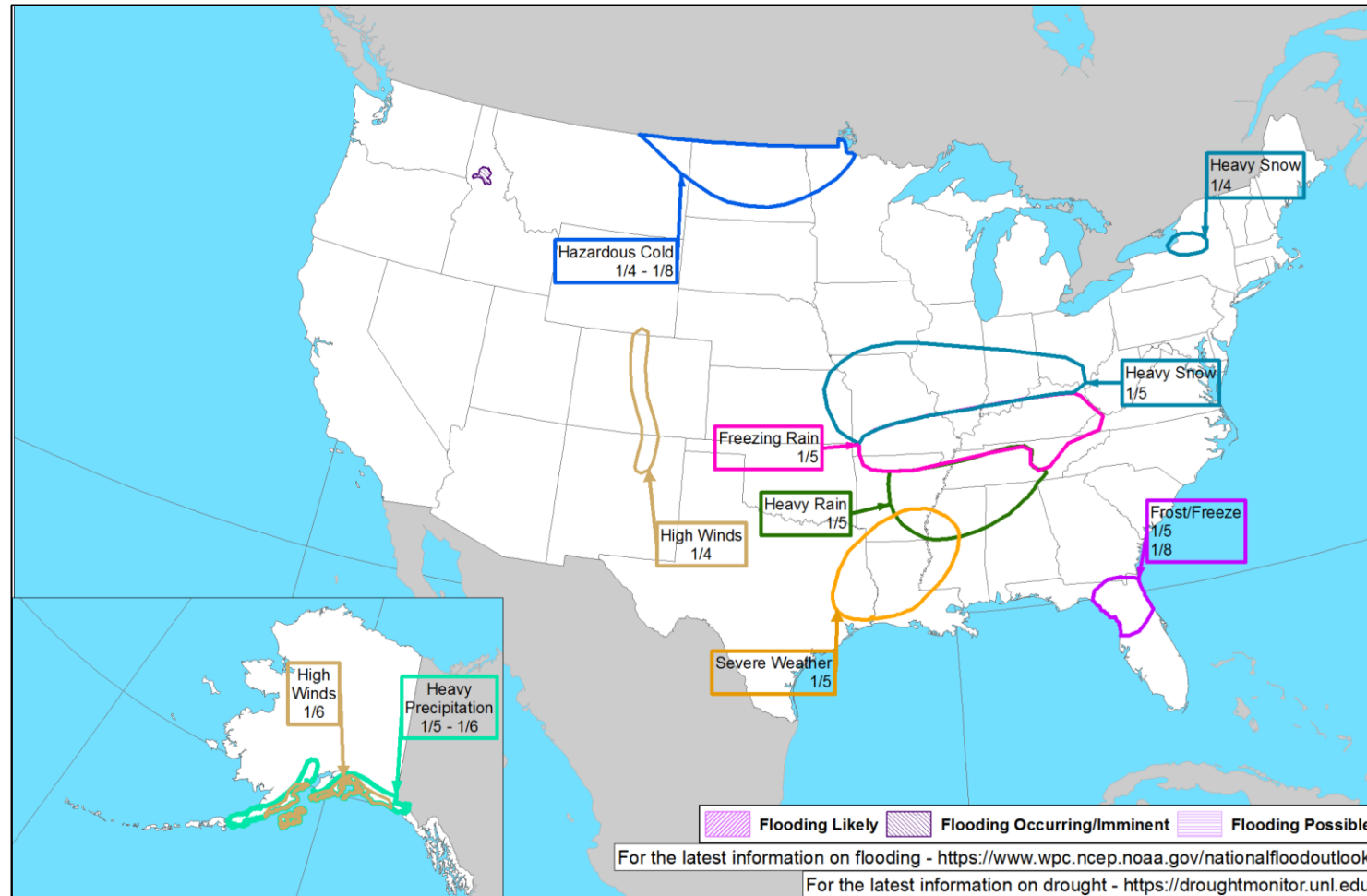
National Watch Center

Snowfall Forecast



FEMA

Hazards Outlook – Jan 4-8




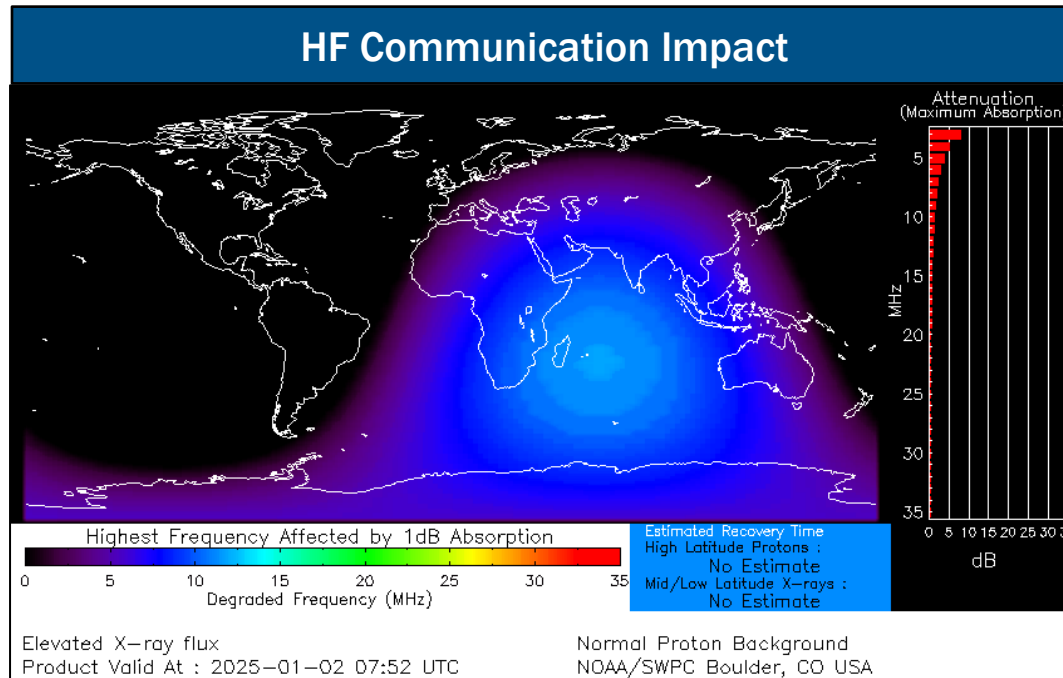
FEMA

Space Weather Outlook

Minor	Space Weather Activity	Geomagnetic Storms	Solar Radiation	Radio Blackouts
Past 24 Hours	Severe	G4	None	R1
Next 24 Hours	Minor	None	None	R1

For further information on NOAA Space Weather Scales refer to: <http://www.swpc.noaa.gov/noaa-scales-explanation>
 For further information on Sunspot Activity refer to: <https://www.swpc.noaa.gov/phenomena/sunspotssolar-cycle>

Due to a server outage, sunspot images will be coming from alternate sources, map colors may vary.



FEMA

National Watch Center

FEMA Common Operating Picture

31 + **3** Supporting **107** + **10** Major Disasters Emergency Declarations | **17** Direct Housing Missions **26** RSF-Supported Disasters **6** Joint Recovery Offices

Thursday
January 2, 2025
8:30 a.m. ET

FEMA HQ	
NWC	NRCC
Monitoring	Steady State
FEMA REGIONS	
Watch	RRCC
Monitoring I	Rostered
Monitoring II	Rostered
Monitoring III	Rostered
Monitoring IV	Rostered
Monitoring V	Rostered
Monitoring VI	Rostered
Monitoring VII	Rostered
Monitoring VIII	Rostered
Monitoring IX	Rostered
Monitoring X	Rostered

N-IMATs	
2-5 Teams Available	
Red	
White	NC (Sep 30)
Blue	
Gold	
HS	

R-IMATs	
≥ 7 Teams Available	
I	1
II	VI (Oct 30)
III	Personnel
IV-1	GA (Oct 5)
IV-2	Reconstituting
V	2
VI-1	3
VI-2	
VII	Personnel
VIII	SD (Nov 18)
IX-1	
IX-2	AZ (Oct 8)
X	Personnel

Notes:

NRCC/RWCCs/RRCCs:

- NSTR

State EOCs:

- OK/AL: Severe Weather
- HI/OK: Wildfires
- FL: TC Milton
- FL/NC/TN/VA: TC Helene
- TX: Tropical Activity
- DC/WY: Inauguration
- CO: Winter Weather
- GA: State Funeral
- LA: Bourbon Street Mass Casualty

Volunteer Force	
Rostered	Deployed
7,840	3
Surge Capacity Force	
Rostered	Deployed
9,000	68 (-1)

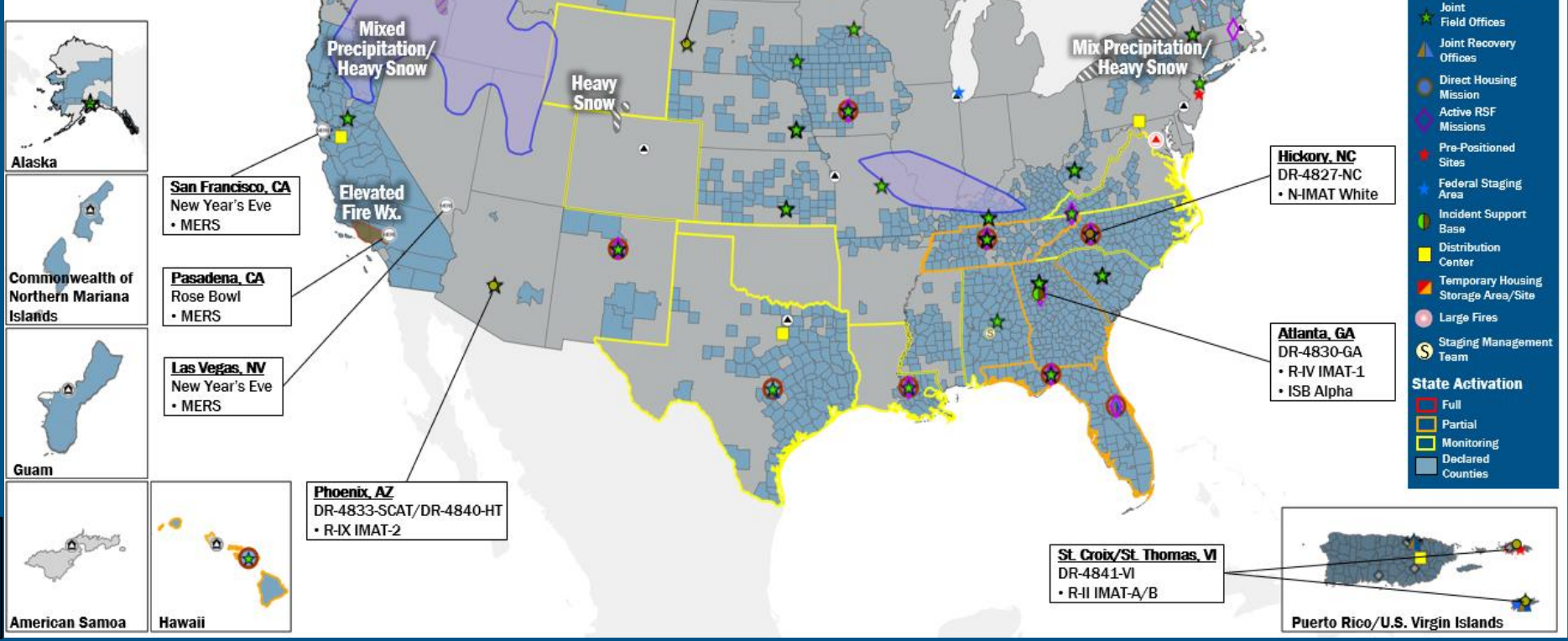
Fully Mission Capable (FMC)

Partially Mission Capable (PMC)

Not Mission Capable (NMC)

Deployed

REGIONAL BREAKDOWN				
	JFO/VJFO	DR	EM	JRO
I	3/0	18	2	0
II	3/1	8	0	2
III	2/0	6	1	0
IV	7/0	27	7	1
V	1/0	1	0	0
VI	3/0	6	0	3
VII	4/0	14	0	0
VIII	2/0	4	0	0
IX	3/1	12	0	0
X	3/1	11	0	0



IM Workforce

14,365 Assigned

5,076 (-62) Unavailable

6,749 (+3) Deployed

18% (+1) / 2,540 (+61) Available

IM Cadre Availability

16 Cadres ≤ 25% Availability

Disability Integration: 19% (8/42); External Affairs: 22% (114/524); Environmental Planning and Historic Preservation: 16% (141/869); Field Leadership: 14% (21/151); Financial Management: 21% (49/237); Hazard Mitigation: 9% (109/1,219); Human Resources: 12% (22/184); Individual Assistance: 12% (324/2,757); Interagency Recovery Coordination: 24% (80/329); Information Technology: 17% (125/720); Logistics: 6% (100/1,677); Operations: 14% (51/365); Public Assistance: 14% (322/2,307); Planning: 6% (29/459); Safety: 12% (11/95); Security: 14% (20/139)

MERS

> 66%

36 Assigned

0 Unavailable

1 Deployed

35 Available

US&R

> 66%

28 Assigned

1 Unavailable

0 Deployed

27 Available

FCO

≤ 1 Type I

55 Assigned

7 Unavailable

48 (28 FCO) Deployed

0 Available

Declaration Approval – Oregon

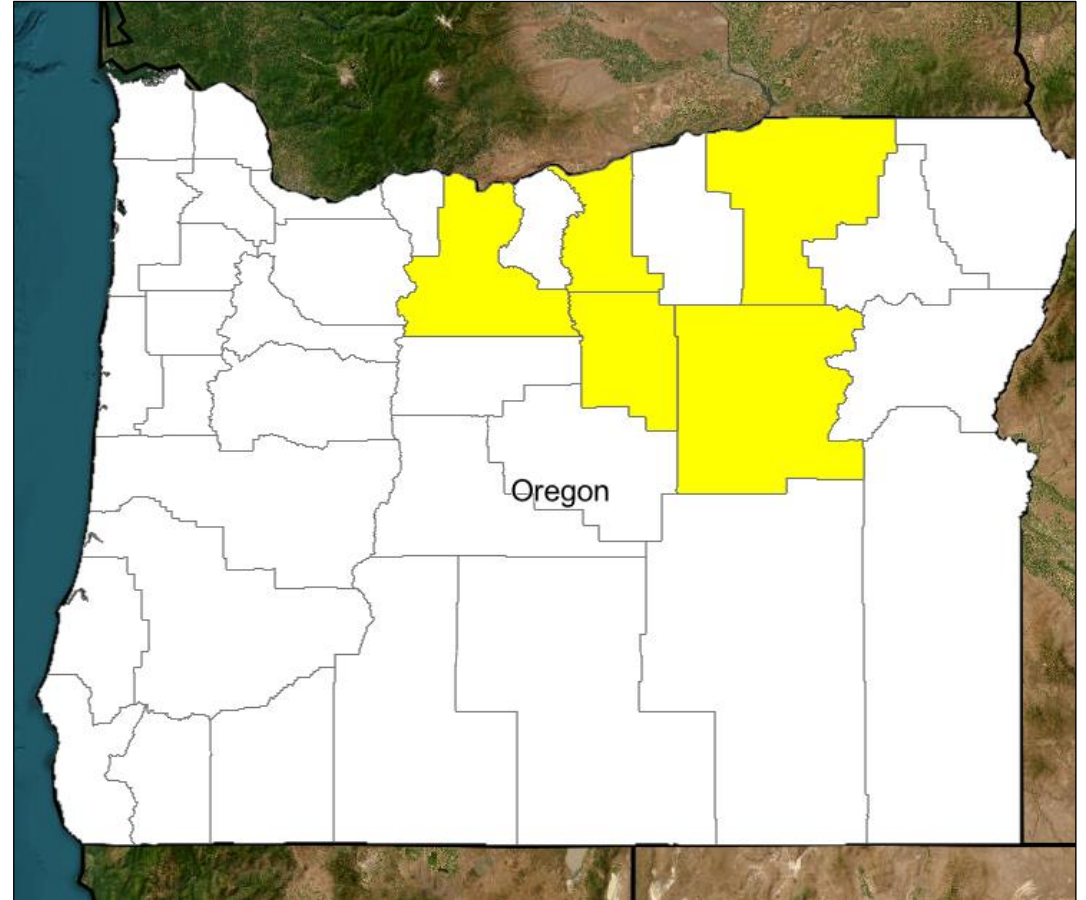
Declaration Type: Major Disaster Declaration – FEMA-4854-DR-OR
Requested: Oct 21

Date Approved: Jan 1
Incident: Wildfires
Incident Period: Jul 10 – Aug 23

Provides:

- **PA:** 5 counties
- **Hazard Mitigation:** Statewide

FCO: Yolanda J. Jackson



■ PA



FEMA

Declaration Approval – Missouri

Declaration Type: Major Disaster Declaration – FEMA-4855-DR-MO
Requested: Nov 26

Date Approved: Jan 1

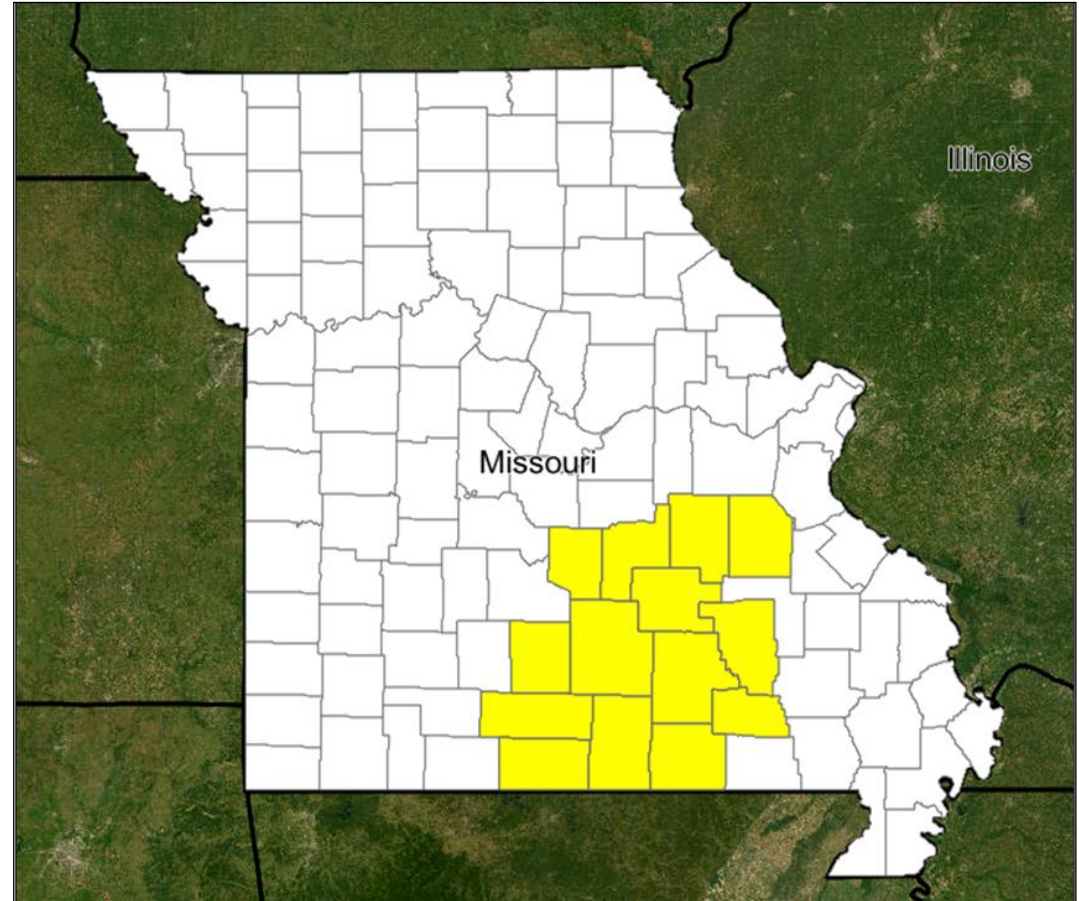
Incident: Severe Storms, Tornadoes, Straight-line Winds, and Flooding

Incident Period: Nov 3-9

Provides:

- **PA:** 14 counties
- **Hazard Mitigation:** Statewide

FCO: Andrew P. Meyer



■ PA



FEMA

Joint Preliminary Damage Assessments

Region	State / Location	Incident	IA	Number of Counties/Jurisdictions		Start - End
			PA	Requested	Complete	
X	WA	Severe Storm Nov 17-25	IA	3	3	12/9 - 12/13
			PA	14	0	1/6 - TBD



FEMA

Declaration Requests in Process – 9

State / Tribe / Territory – Incident Description	Type	IA	PA	HM	Requested
OH – Train Derailment – Denied	DR	X	X	X	Jul 3, 2023
NY – Severe Storms, Tornadoes, Straight-line Winds, and Flooding	EM		X		Jul 20
MI – Severe Storm and Tornadoes (APPEAL)	DR	X		X	Sep 11
OR – Wildfires – Approved	DR		X	X	Oct 21
NVKI* – Severe Storm and Flooding	DR	X	X	X	Nov 4
NVKW** – Severe Storm and Flooding	DR	X	X	X	Nov 4
MO – Severe Storms, Straight-line Winds, Tornadoes, and Flooding – Approved	DR		X	X	Nov 26
CA – Park and Borel Fires (APPEAL)	DR	X	X	X	Dec 2
PA – Severe Winter Weather	EM		X		Dec 6
SC – Severe Storms and Flooding	DR	X	X		Dec 13
AK – Severe Storm and Flooding	DR	X	X	X	Dec 16
OK – Severe Storms, Straight-line Winds, Tornadoes, and Flooding	DR	X		X	Dec 20

* Native Village of Kipnuk

** Native Village of Kwigillingok



FEMA



FEMA

Helping people before, during, and after disasters.



Scan to subscribe to this briefing.