

FEMA National Watch Center

Daily Operations Briefing

Wednesday, January 1, 2025

8:30 a.m. ET



FEMA

National Current Ops / Monitoring

New Significant Incidents / Ongoing Ops

- Significant Power Outage – Puerto Rico – Final

Hazard Monitoring

- Freezing Rain – Northeast
- Heavy Snow – Pacific Northwest, Northern/Central Rockies, Great Lakes, Appalachians, Northeast

Disaster Declaration Activity

- No new declaration activity

Event Monitoring

- Rose Parade/Rose Bowl Game – Pasadena, CA



FEMA

Significant Power Outage – Puerto Rico – Final

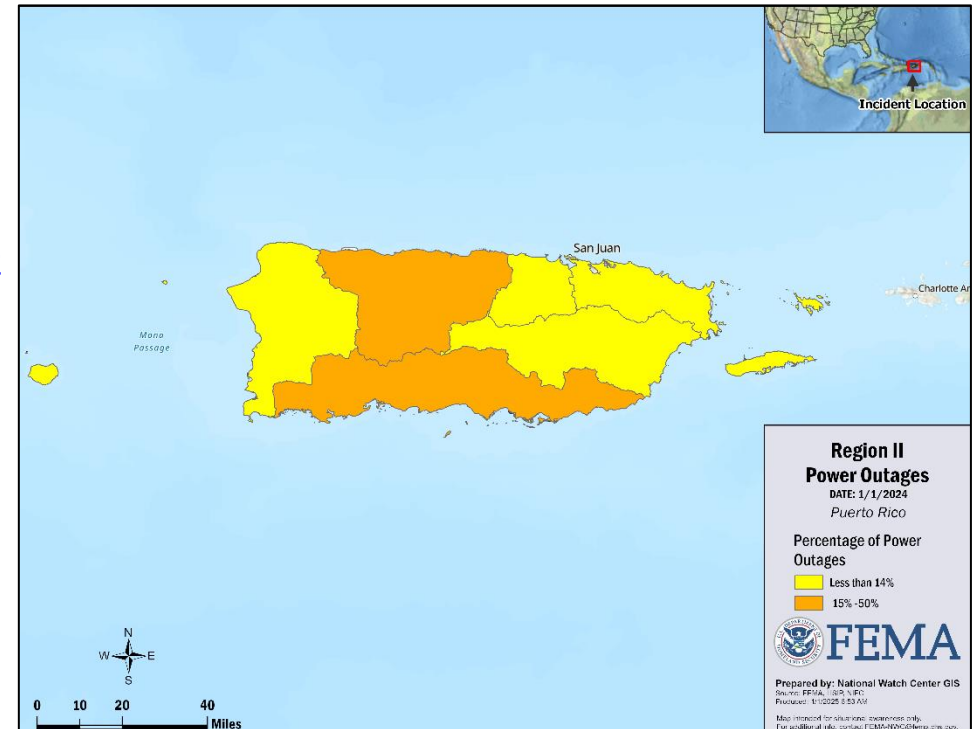
Current Situation: LUMA is reporting power restoration to over 1.2M (84%) of power customers in Puerto Rico. LUMA expects that 90% of customers will have power restored by 10:00 p.m., ET tonight. There are 231k (-870k); 16% (-84%) customer outages, down from a peak of 1.5M yesterday. LUMA reports the cause of the power outages was a failure in the transmission and distribution system, potentially due to a fault in an underground line at a switchboard of a power plant in Guayanilla, PR. LUMA has activated its Emergency Operations Center and is working with Genera and other generation partners to restart the electrical system and restore power. (FEMA Region II SPOTREP, as of 2:40 a.m. ET, Jan 1)

State / Local Response:

- PREMB EOC at Normal Operations

FEMA / Federal Response:

- FEMA Region II RWC is at Monitoring; RRCC is Rostered
- FEMA NWC is Monitoring; NRCC is at Steady State



Source: NWC GIS

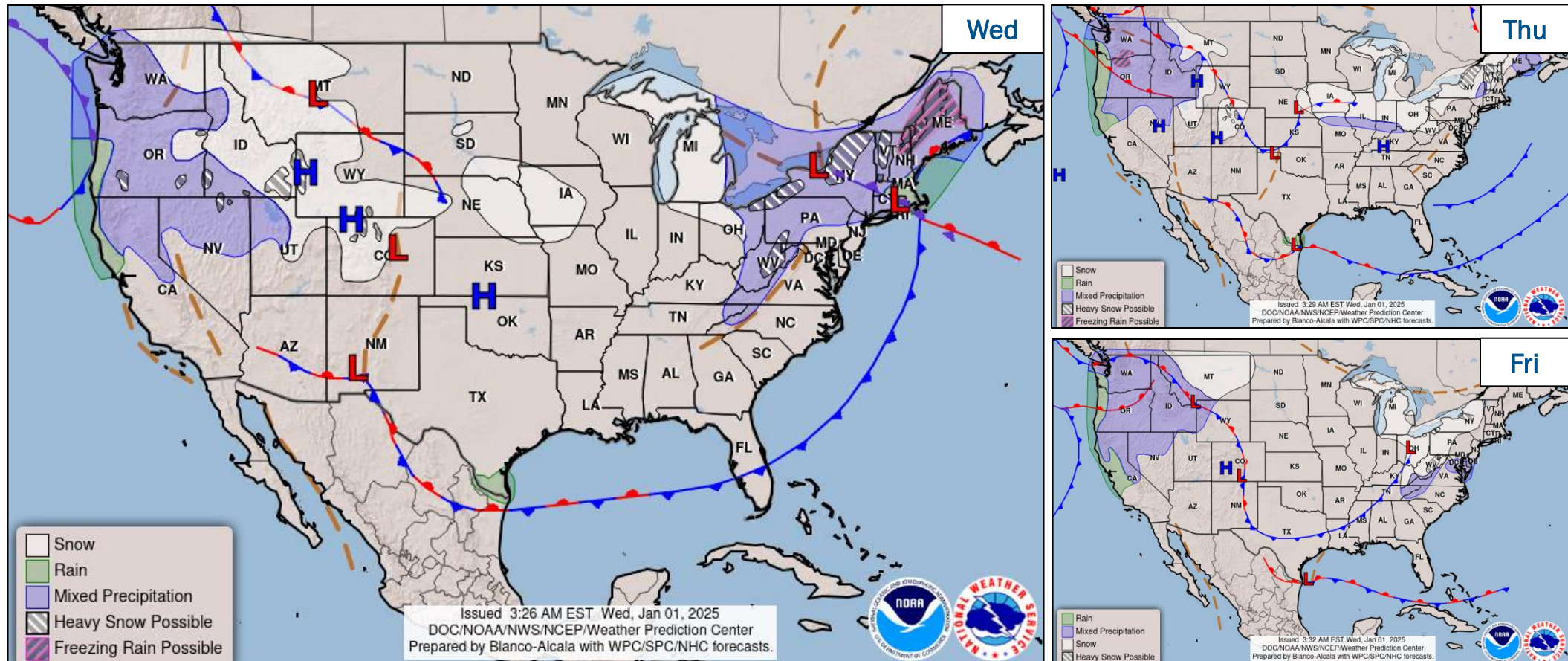
The FEMA National Watch Center will continue to monitor in coordination with FEMA Region II; however, **barring any significant updates, this will be the final report.**



FEMA

National Watch Center

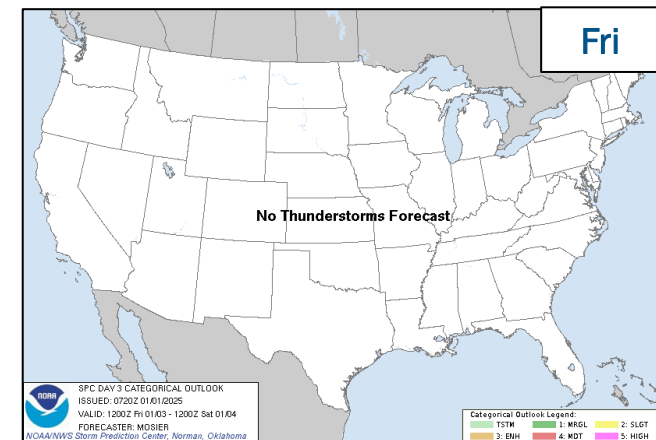
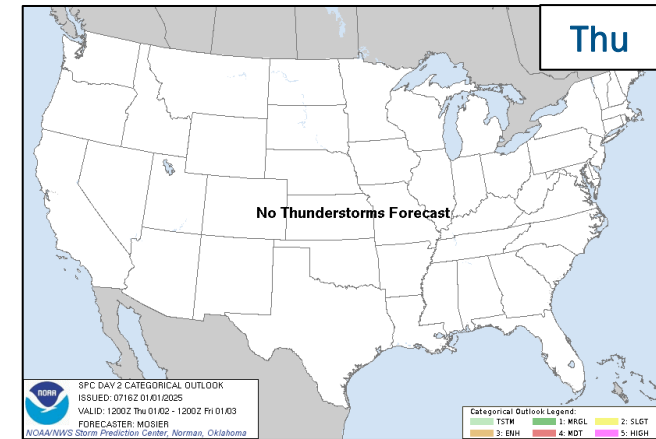
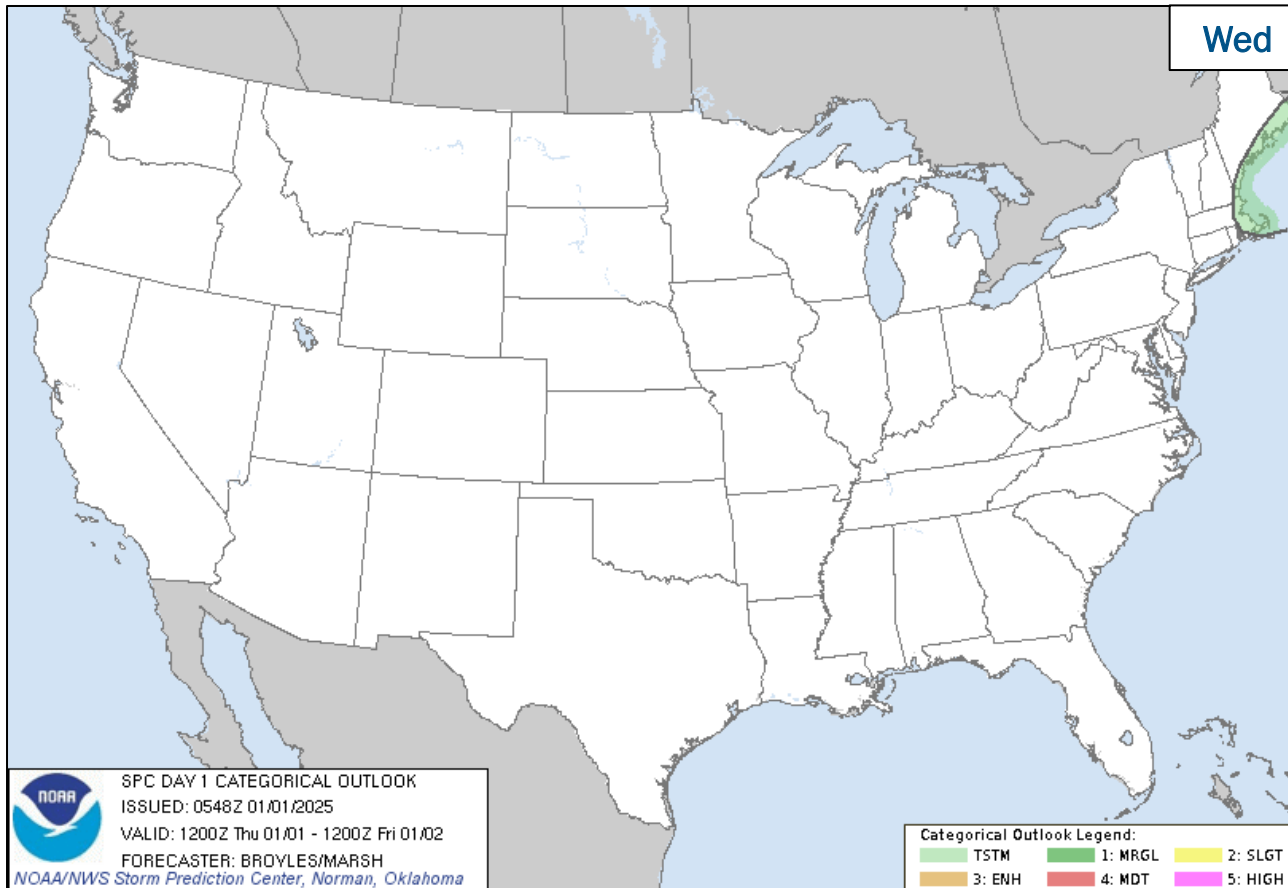
National Weather Forecast



FEMA

National Watch Center

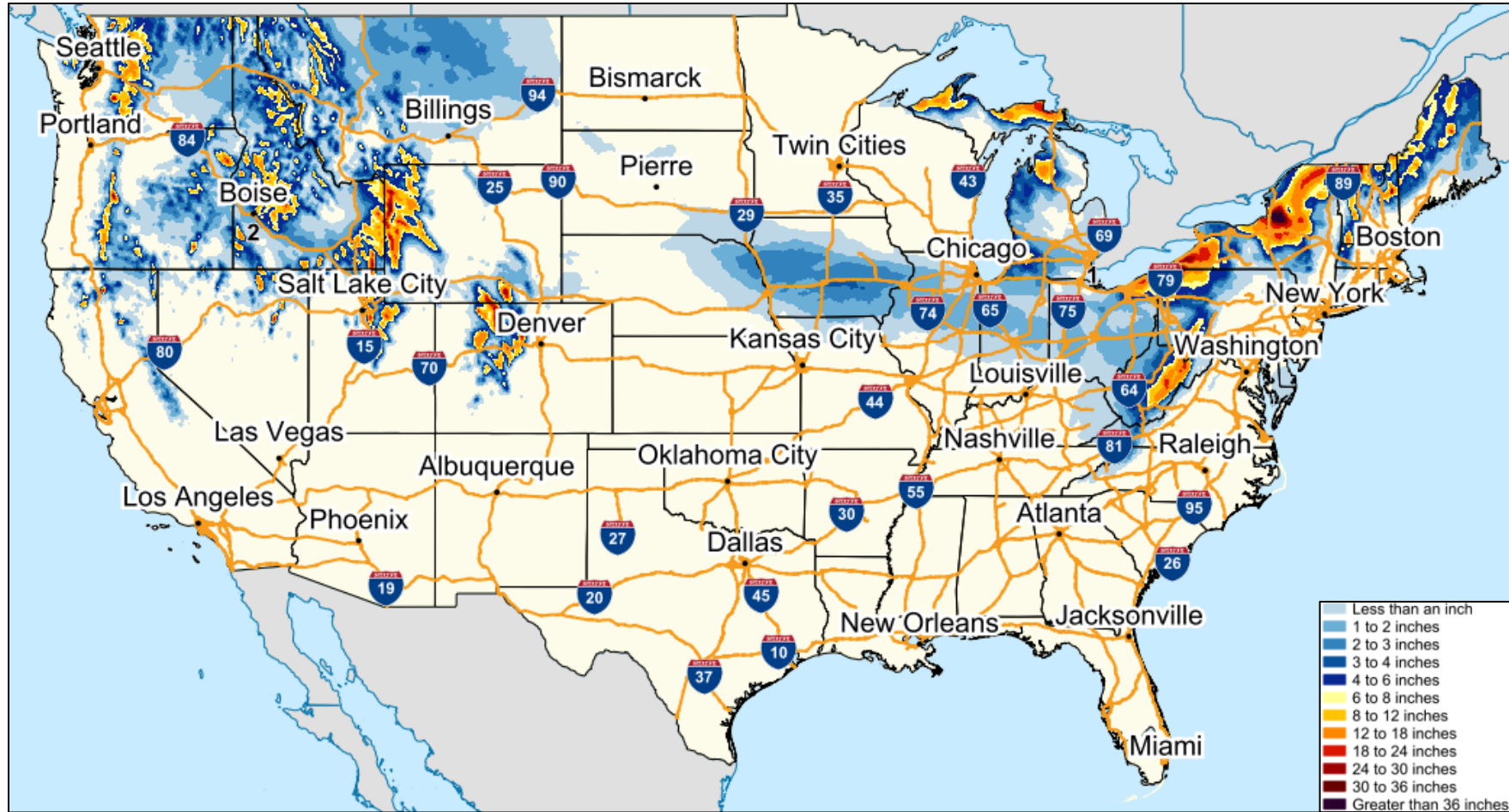
Severe Weather Outlook



FEMA

National Watch Center

Snowfall Forecast




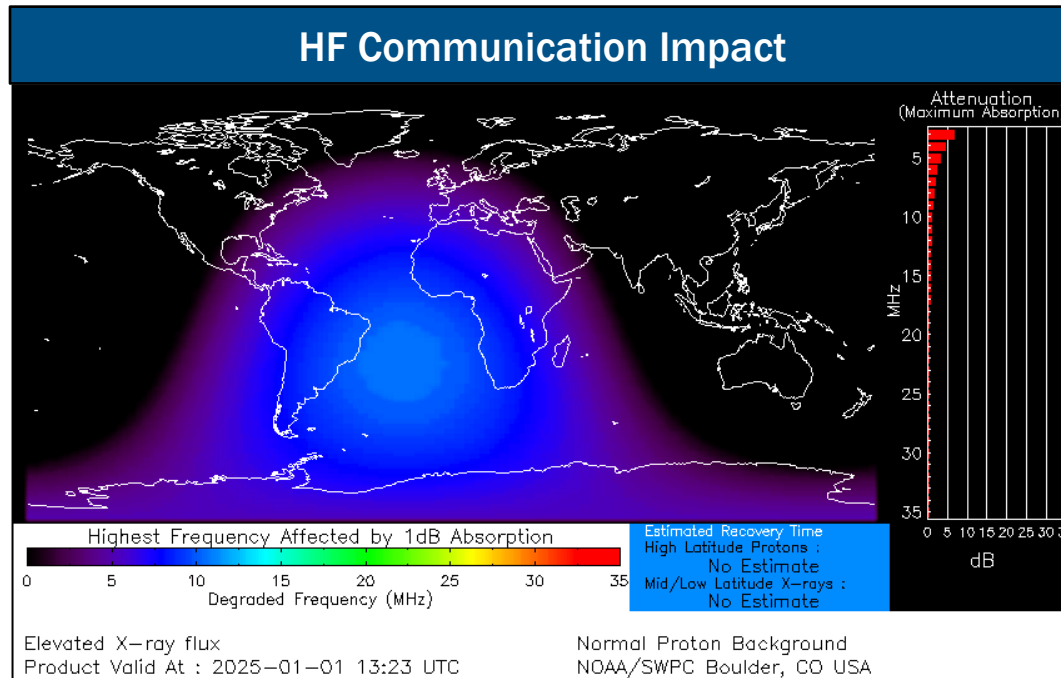
FEMA

Space Weather Outlook

Minor	Space Weather Activity	Geomagnetic Storms	Solar Radiation	Radio Blackouts
Past 24 Hours	Moderate	G2	None	R1
Next 24 Hours	Strong	G3	None	R1

For further information on NOAA Space Weather Scales refer to: <http://www.swpc.noaa.gov/noaa-scales-explanation>
 For further information on Sunspot Activity refer to: <https://www.swpc.noaa.gov/phenomena/sunspotssolar-cycle>

Due to a server outage, sunspot images will be coming from alternate sources, map colors may vary.



FEMA

National Watch Center

FEMA Common Operating Picture

31 + **3** Supporting **105** + **10** Major Disasters Emergency Declarations | **17** Direct Housing Missions **26** RSF-Supported Disasters **6** Joint Recovery Offices

Wednesday
January 1, 2025
8:30 a.m. ET

FEMA HQ	
NWC	NRCC
Monitoring	Steady State
FEMA REGIONS	
Watch	RRCC
Monitoring I	Rostered
Monitoring II	Rostered
Monitoring III	Rostered
Monitoring IV	Rostered
Monitoring V	Rostered
Monitoring VI	Rostered
Monitoring VII	Rostered
Monitoring VIII	Rostered
Monitoring IX	Rostered
Monitoring X	Rostered

N-IMATs	
2-5 Teams Available	
Red	
White	NC (Sep 30)
Blue	
Gold	
HS	

R-IMATs	
≥ 7 Teams Available	
I	1
II	VI (Oct 30)
III	Personnel
IV-1	GA (Oct 5)
IV-2	Reconstituting
V	2
VI-1	3
VI-2	
VII	Personnel
VIII	SD (Nov 18)
IX-1	
IX-2	AZ (Oct 8)
X	Personnel

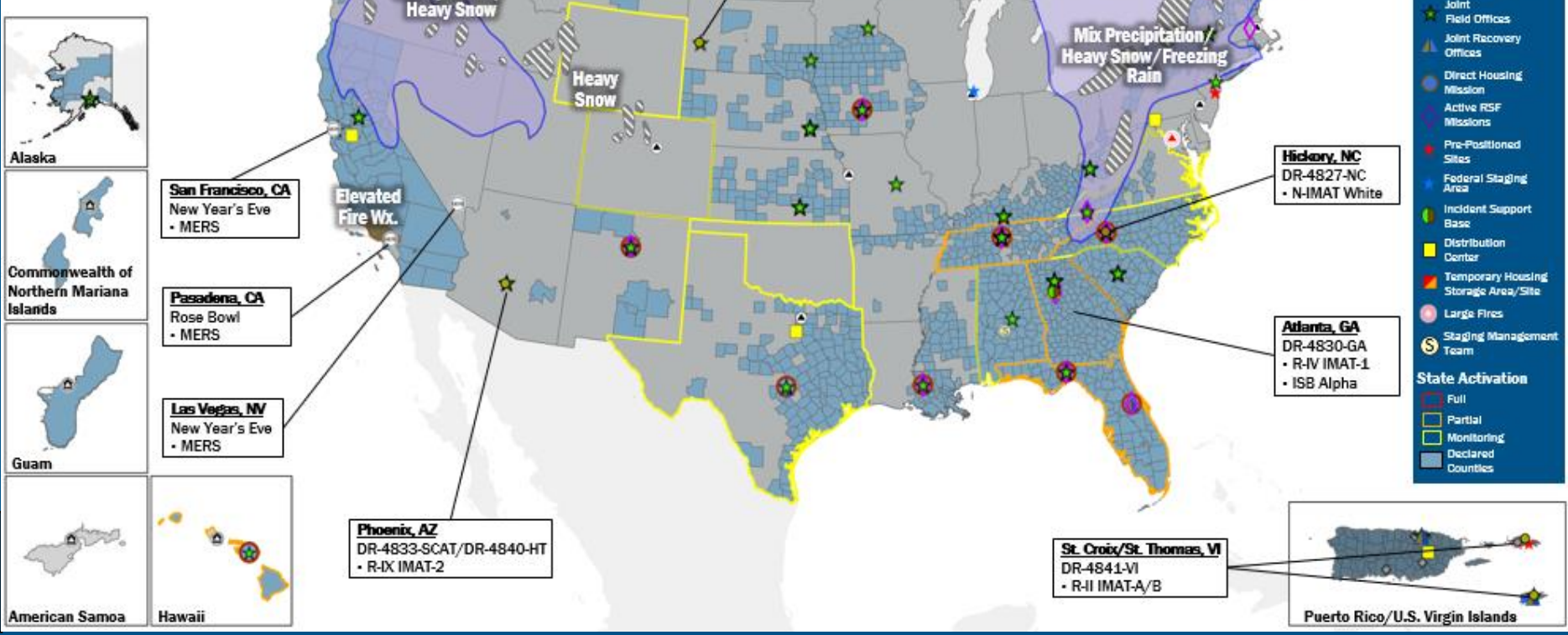
Notes:
NRCC/RWCs/RRCCs:
• NSTR

State EOCs:
• OK/AL: Severe Weather
• HI/OK: Wildfires
• FL: TC Milton
• FL/NC/TN/VA: TC Helene
• TX: Tropical Activity
• DC/WY: Inauguration
• CO: Winter Weather
• GA: State Funeral

Volunteer Force	
Rostered	Deployed
7,840	3
Surge Capacity Force	
Rostered	Deployed
9,000	69 (-1)

Fully Mission Capable (FMC)
Partially Mission Capable (PMC)
Not Mission Capable (NMC)
Deployed

REGIONAL BREAKDOWN				
	JFO/WFO	DR	EM	JRO
I	3/0	18	2	0
II	3/1	8	0	2
III	2/0	6	1	0
IV	7/0	27	7	1
V	1/0	1	0	0
VI	3/0	6	0	3
VII	4/0	13	0	0
VIII	2/0	4	0	0
IX	3/1	12	0	0
X	3/1	10	0	0



IM Workforce

14,365 (-7) Assigned
5,138 (-329) Unavailable
6,746 (-25) Deployed
17% (+2) / 2,479 (-345) Available

IM Cadre Availability

16 (-3) Cadres ≤ 25% Availability

Disability Integration: 19% (8/42); External Affairs: 20% (106/524); Environmental Planning and Historic Preservation: 16% (140/869); Field Leadership: 13% (20/151); Financial Management: 20% (48/237); Hazard Mitigation: 8% (95/1,219); Human Resources: 11% (21/184); Individual Assistance: 12% (319/2,757); Interagency Recovery Coordination: 24% (78/329); Information Technology: 17% (121/720); Logistics: 6% (95/1,677); Operations: 14% (51/365); Public Assistance: 14% (322/2,307); Planning: 6% (26/459); Safety: 11% (10/95); Security: 15% (21/139)

MERS

> 66%

36 Assigned
0 Unavailable
1 Deployed
35 Available

US&R

> 66%

28 Assigned
1 Unavailable
0 Deployed
27 Available

FCO

≤ 1 Type I

55 Assigned
7 Unavailable
48 (28 FCO) Deployed
0 Available

Declaration Requests in Process – 12

State / Tribe / Territory – Incident Description	Type	IA	PA	HM	Requested
OH – Train Derailment	DR	X	X	X	Jul 3, 2023
NY – Severe Storms, Tornadoes, Straight-line Winds, and Flooding	EM		X		Jul 20
MI – Severe Storm and Tornadoes (APPEAL)	DR	X		X	Sep 11
OR – Wildfires	DR		X	X	Oct 21
NVKI* – Severe Storm and Flooding	DR	X	X	X	Nov 4
NVKW** – Severe Storm and Flooding	DR	X	X	X	Nov 4
MO – Severe Storms, Straight-line Winds, Tornadoes, and Flooding	DR		X	X	Nov 26
CA – Park and Borel Fires (APPEAL)	DR	X	X	X	Dec 2
PA – Severe Winter Weather	EM		X		Dec 6
SC – Severe Storms and Flooding	DR	X	X		Dec 13
AK – Severe Storm and Flooding	DR	X	X	X	Dec 16
OK – Severe Storms, Straight-line Winds, Tornadoes, and Flooding	DR	X		X	Dec 20

* Native Village of Kipnuk

** Native Village of Kwigillingok



FEMA

National Watch Center



FEMA

Helping people before, during, and after disasters.



Scan to subscribe to this briefing.