

FEMA National Watch Center

# Daily Operations Briefing

Sunday, January 1, 2023

8:30 a.m. ET



**FEMA**

# National Current Ops / Monitoring

---

## New Significant Incidents / Ongoing Ops

- No significant incidents / operations

## Hazard Monitoring

- Freezing Rain – Central Plains
- Heavy Snow – California to the Northern Plains
- Mixed Precipitation – California to the Northern Plains and Great Lakes to the Northeast

---

## Disaster Declaration Activity

- Major Disaster Declaration Approved – Havasupai Tribe

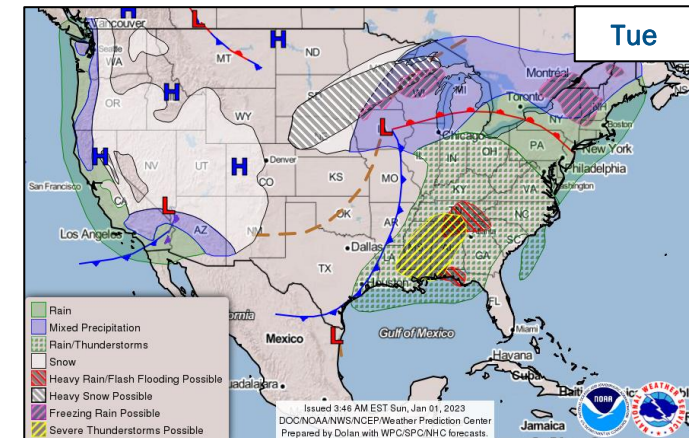
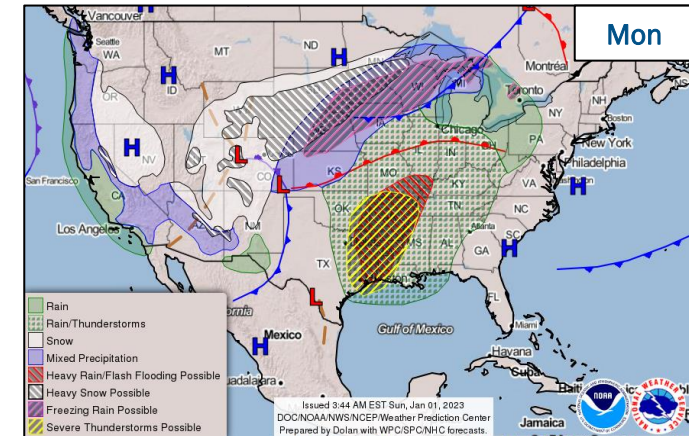
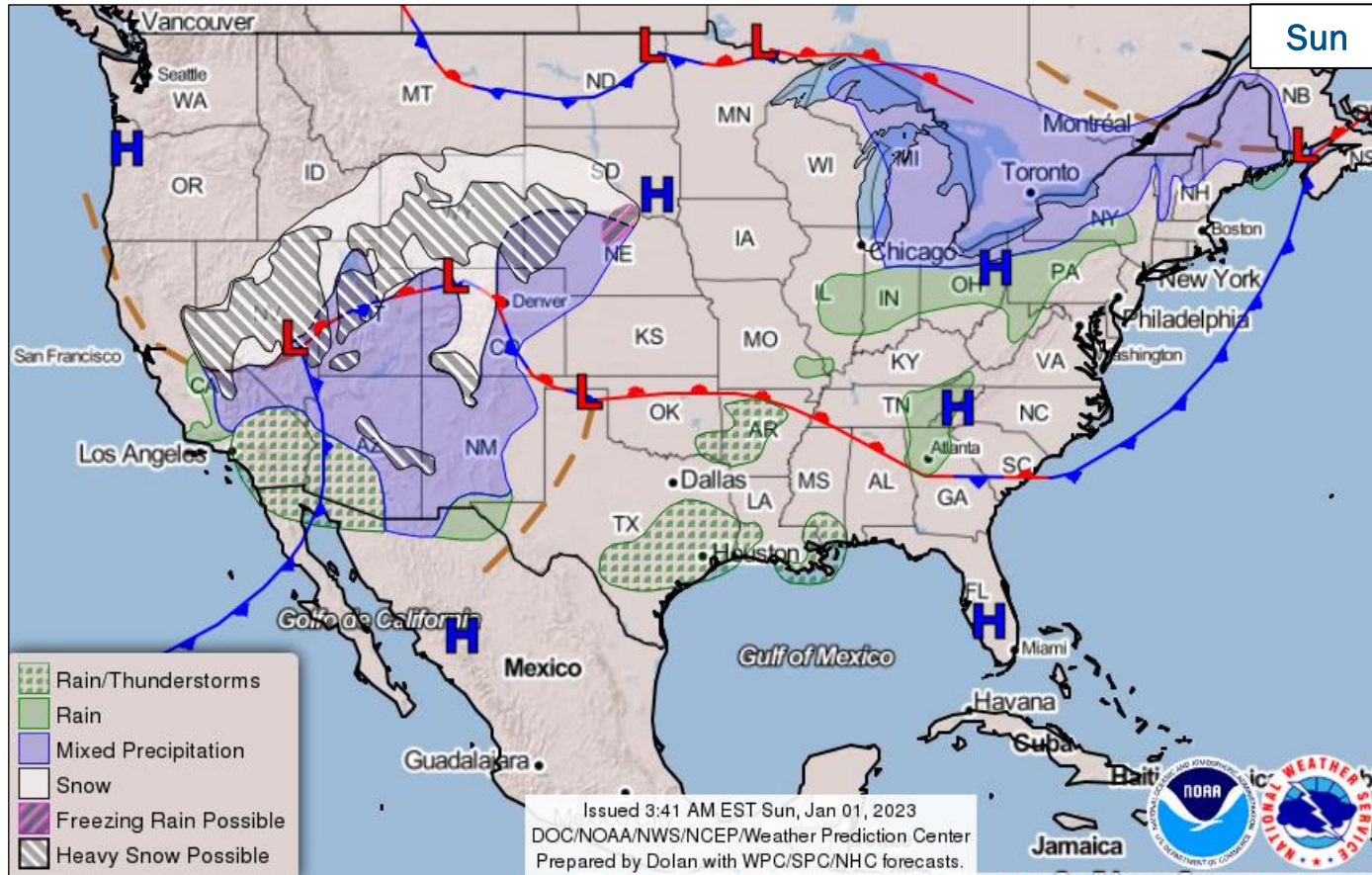
## Event Monitoring

- No significant events



**FEMA**

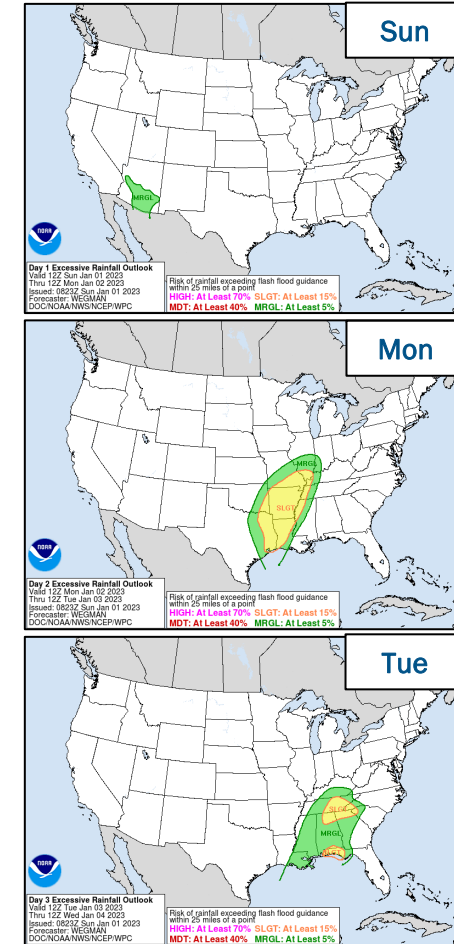
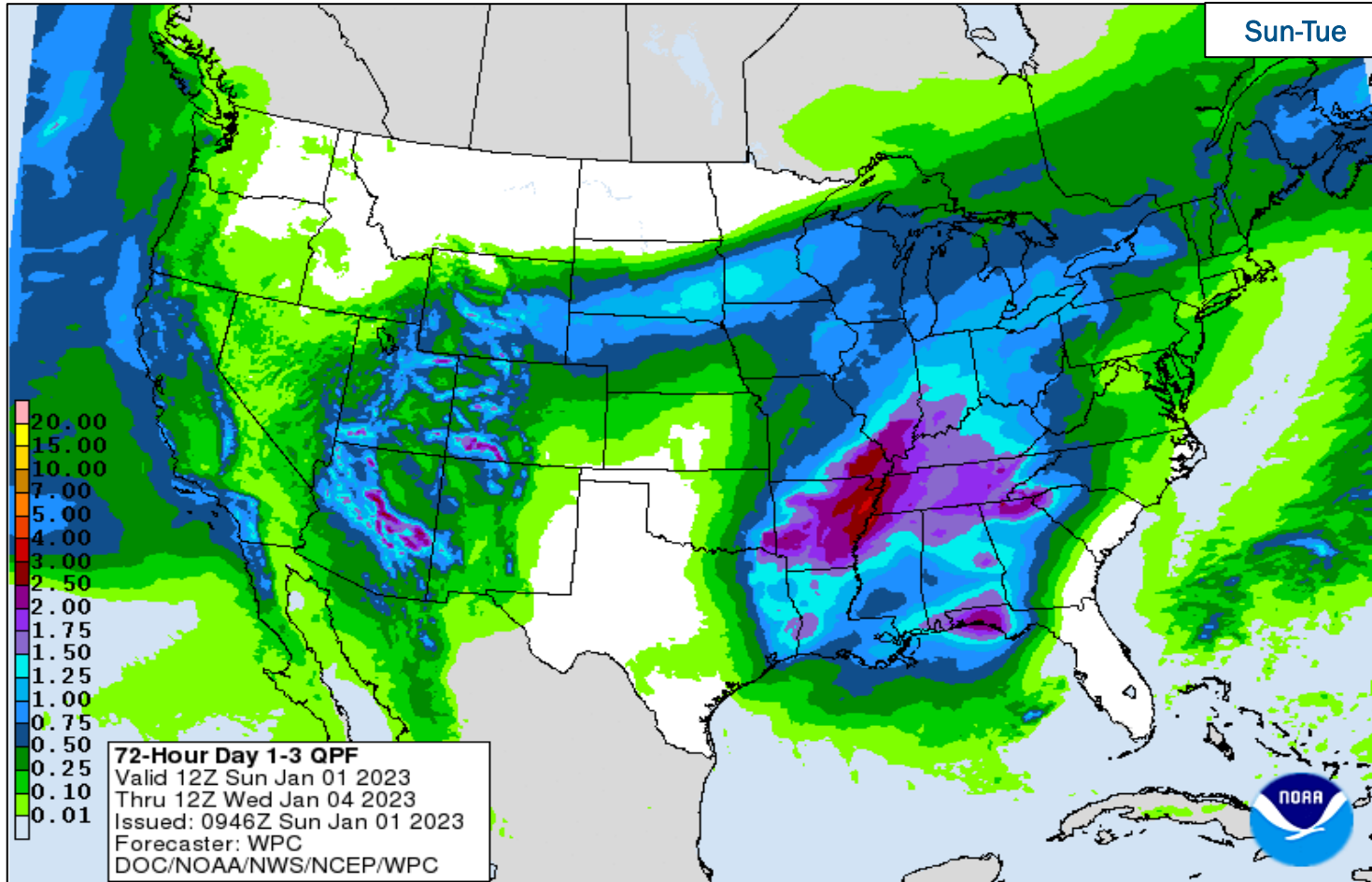
# National Weather Forecast



FEMA

National Watch Center

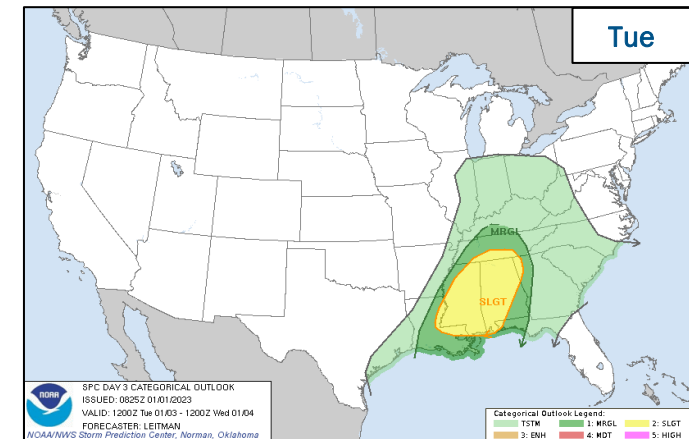
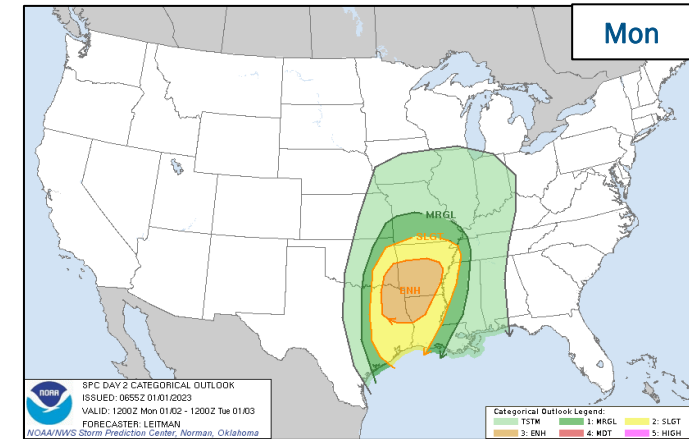
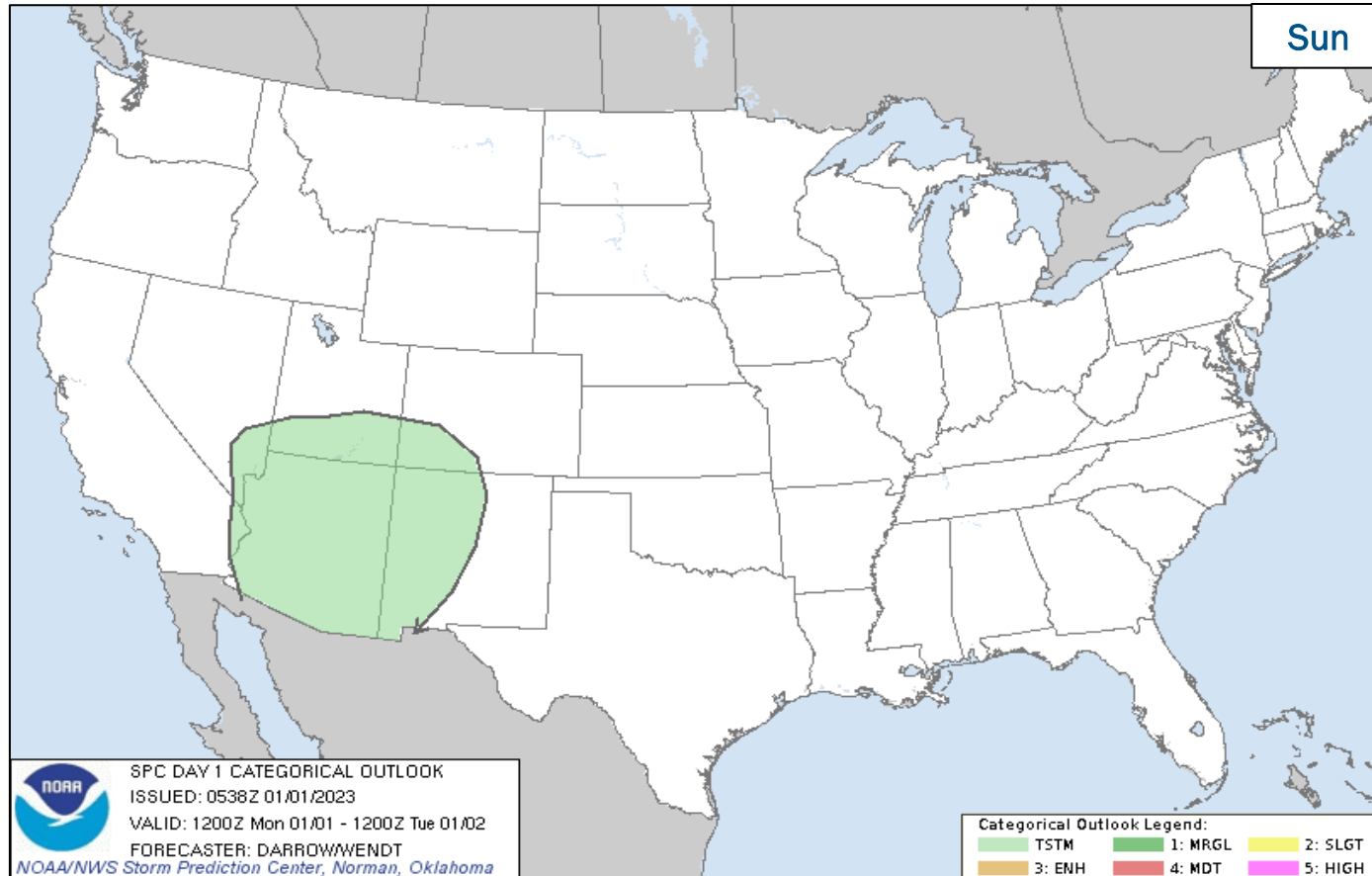
# Precipitation & Excessive Rainfall



FEMA

National Watch Center

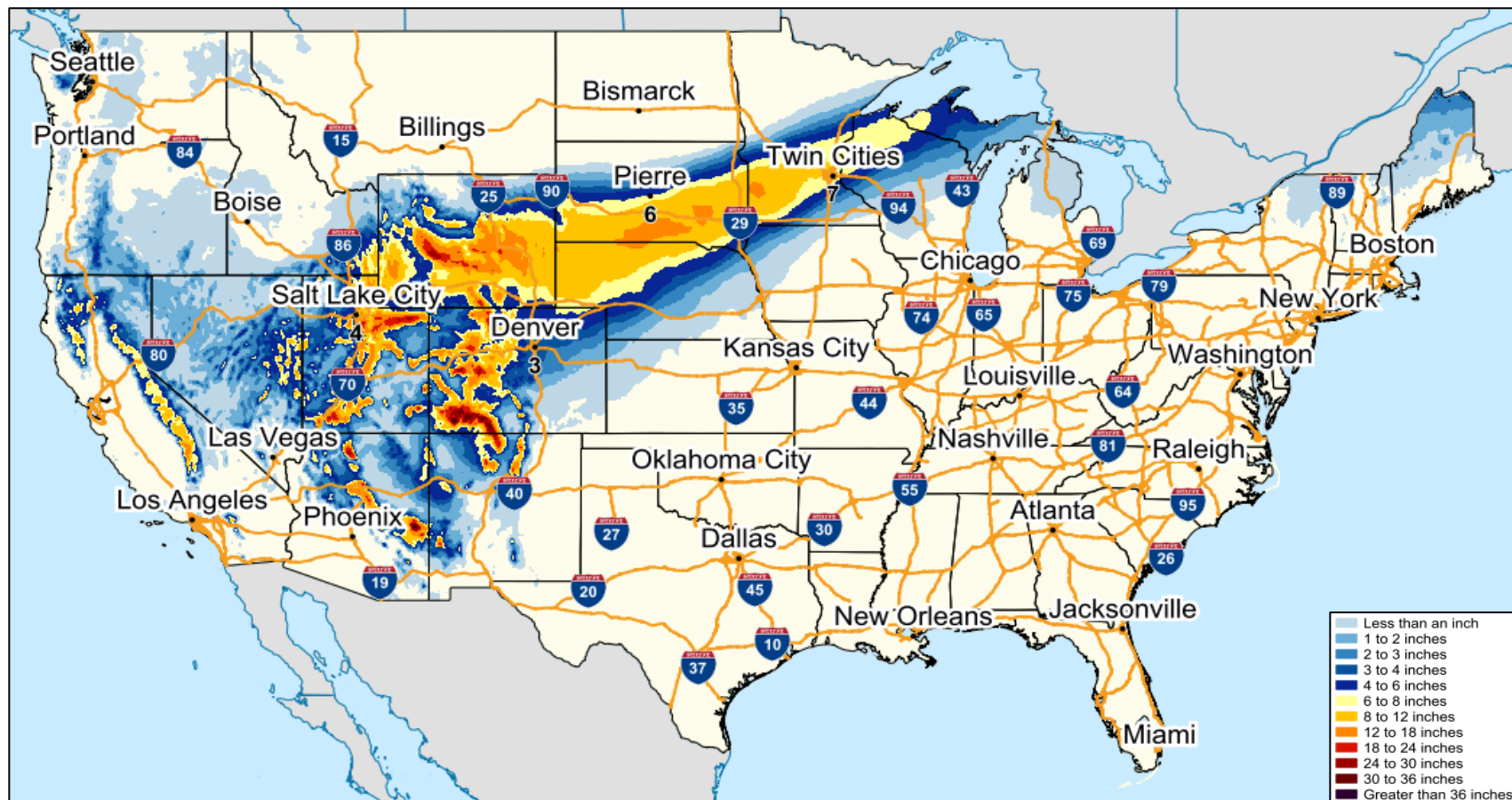
# Severe Weather Outlook



FEMA

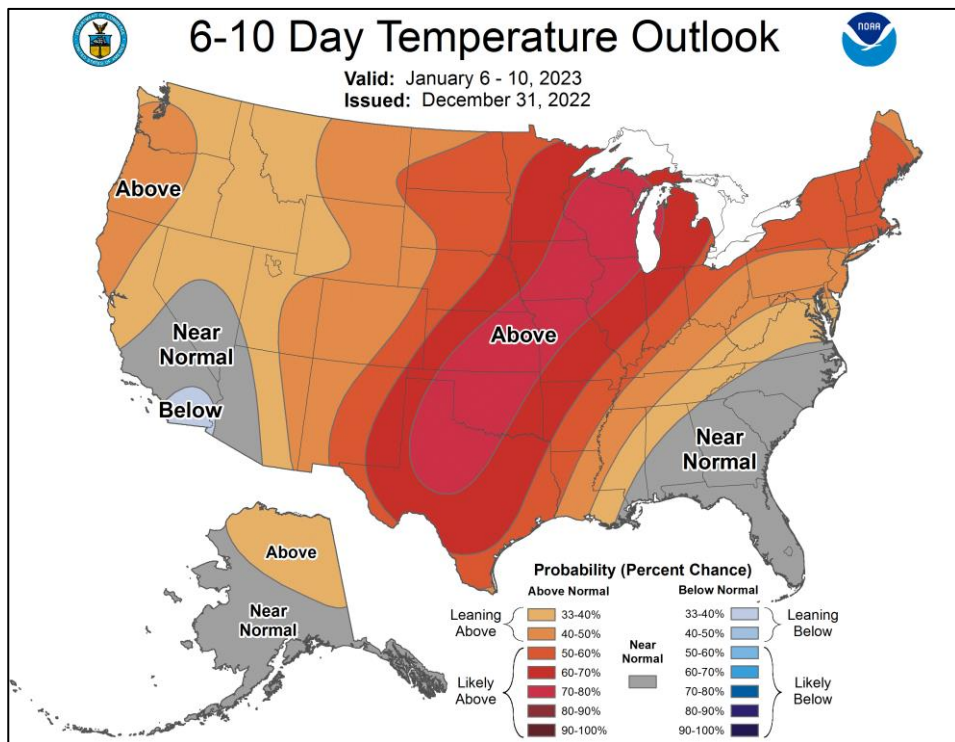
National Watch Center

# Forecast Snowfall

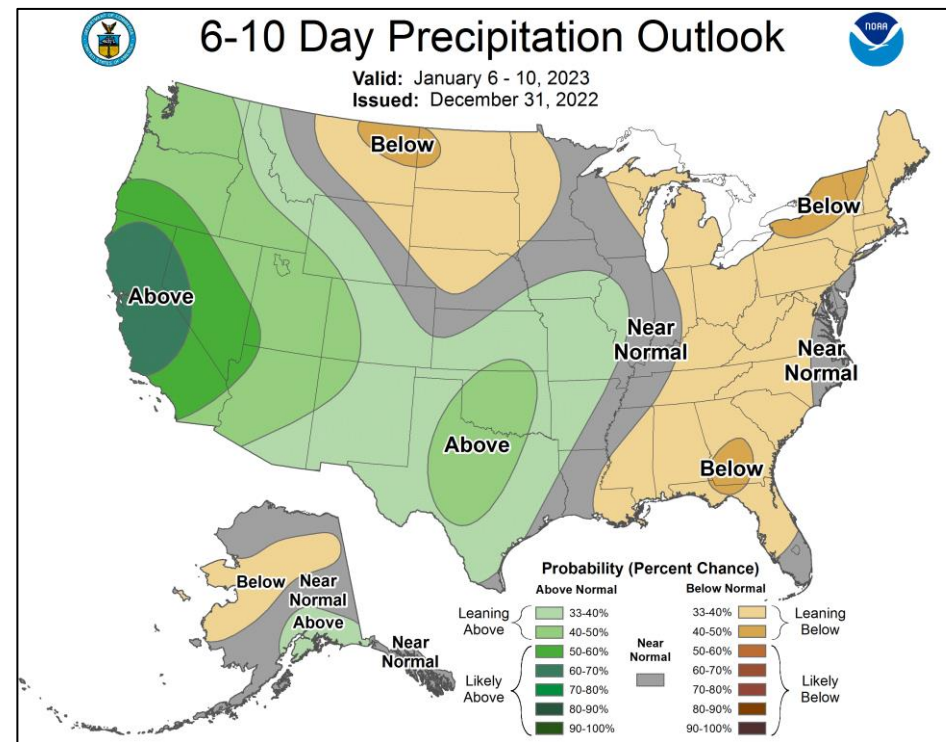


FEMA

# Long Range Outlooks – Jan 6-10



6-10 Day Temperature Probability



6-10 Day Precipitation Probability



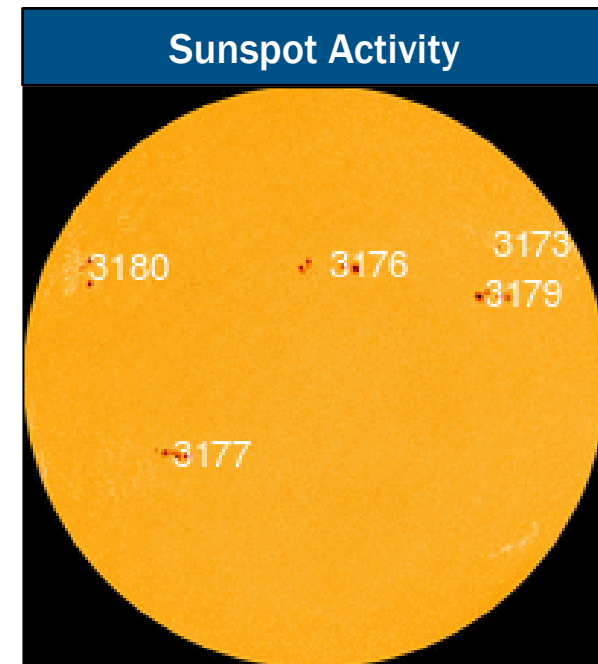
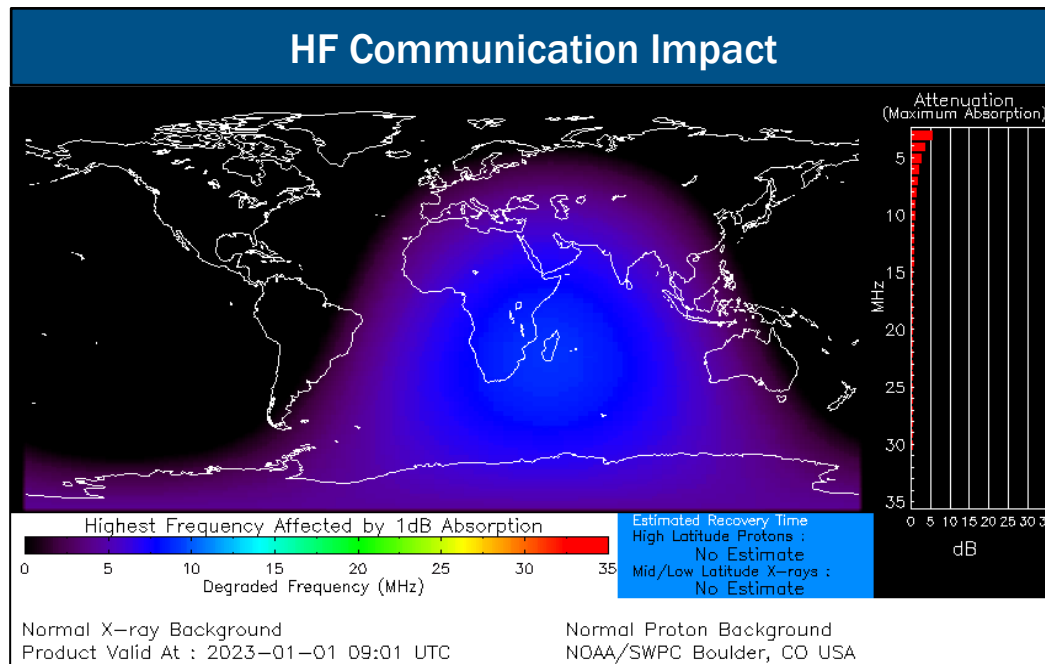
FEMA

National Watch Center

# Space Weather Outlook

	Space Weather Activity	Geomagnetic Storms	Solar Radiation	Radio Blackouts
Past 24 Hours	None	None	None	None
Next 24 Hours	None	None	None	None

For further information on NOAA Space Weather Scales refer to: <http://www.swpc.noaa.gov/noaa-scales-explanation>  
 For further information on Sunspot Activity refer to: <https://www.swpc.noaa.gov/phenomena/sunspotssolar-cycle>



FEMA



# FEMA Common Operating Picture

**15**  
Joint Field  
Offices

**9**  
Virtual Joint  
Field Offices

**54**  
Major  
Disasters

**12**  
Emergency  
Declarations

Sunday  
January 1, 2023  
8:30 a.m. ET

FEMA HQ	
NWC	NRCC
Monitoring	Rostered
FEMA REGIONS	
Watch	RRCC
Monitoring	I Rostered
Alt Location	II Rostered
Monitoring	III Rostered
Monitoring	IV Rostered
Monitoring	V Rostered
Monitoring	VI Rostered
Monitoring	VII Rostered
Monitoring	VIII Rostered
Monitoring	IX Rostered
Monitoring	X Rostered
Notes:	
<b>RWCs/RRCCs:</b> RII RWC: Alt Location (7:00 a.m. to 7:00 p.m. ET; Staffing Shortage)	<b>STATE EOCs:</b> NJ: TC Ida, Monkeypox CO/GA/KY/NY/TN/TX/WV/WY: Arctic Blast CO/NJ: Avian Influenza PR: TC Fiona FL: TC Ian NM: Flooding IL: SW Border Bus Reception and Coordination CO/NM: Wildfires TX: Ongoing Operations KS: All Hazards AZ/CO: SW Border Coordination AS/CA: Seismic Activity OR: RSV & Influenza Surge WA: European Green Crabs/Flu & RSV Season
Surge Capacity Force	
Rostered 7,692	Deployed 0

N-IMATs 2-4 Teams Available	
Red	
White	FL
Blue	
Gold	
R-IMATs ≥ 7 Teams Available	
I	
II	NY EOC
III	Personnel
IV-1	FL
IV-2	
V	
VI-1	Personnel
VI-2	1
VII	
VIII	
IX-1	Personnel
IX-2	
X	Personnel

REGIONAL BREAKDOWN			
	JFO/VJFO	DR	EM
I	2/0	5	0
II	2/3	5	5
III	0/0	3	0
IV	2/1	8	4
V	2/0	4	0
VI	2/1	3	3
VII	2/1	4	0
VIII	1/1	4	0
IX	0/1	7	0
X	2/1	11	0

**Alaska**

**South San Francisco, CA**  
S.F. New Year's Eve  
• MERS

**Henderson, NV**  
Las Vegas New Year's  
• MERS

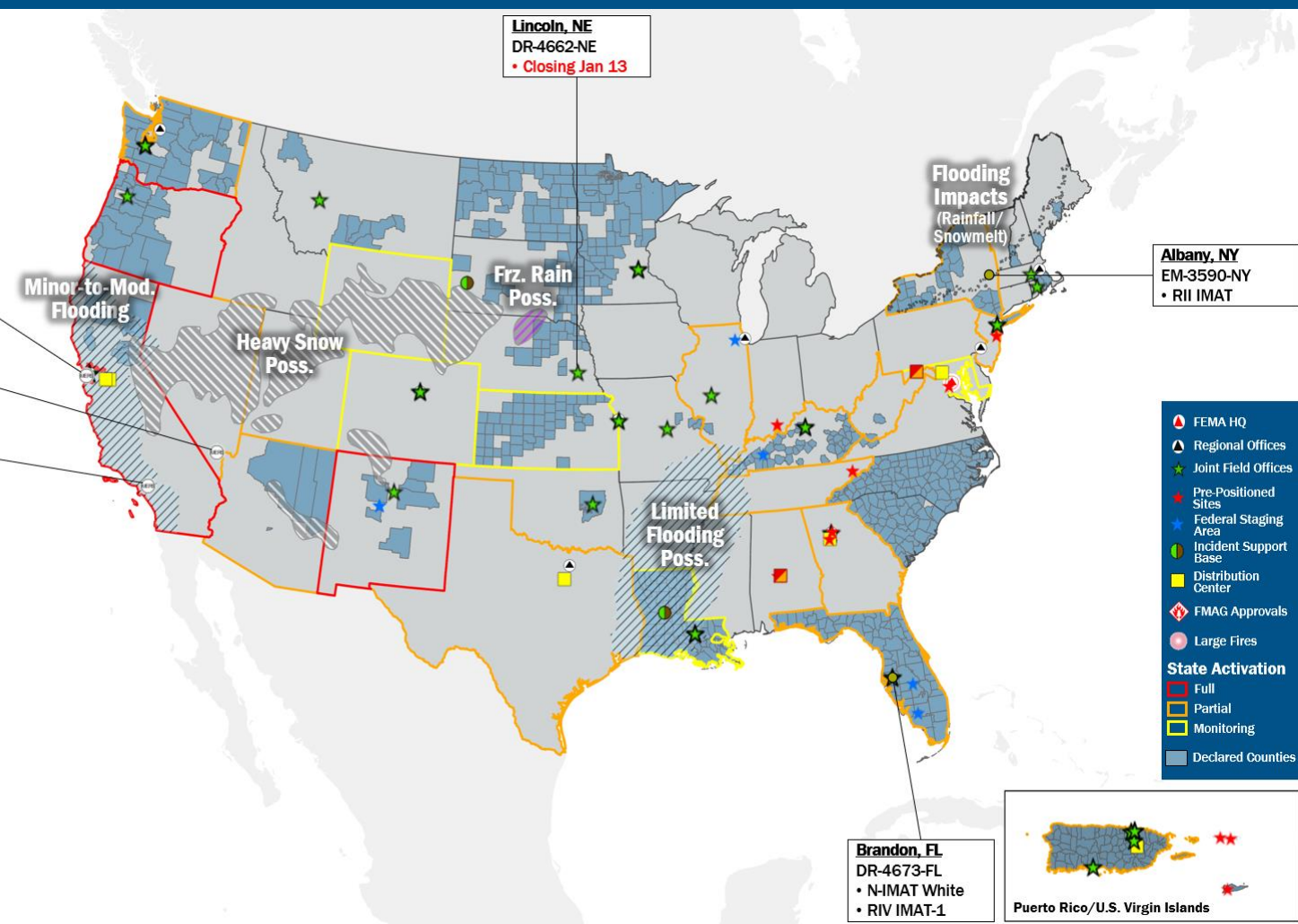
**Pasadena, CA**  
Rose Parade/Rose Bowl Game  
• MERS

**Northern Mariana Islands**

**Guam**

**American Samoa**

**Hawaii**



## IM Workforce

13,301 Assigned  
3,696 (-43) Unavailable  
5,003 (-8) Deployed

---

35% / 4,602 (+51) Available

## IM Cadre Availability ≤ 25% Availability

Disability Integration: 19% (12/64); Environmental Planning and Historic Preservation: 22% (187/838);  
Field Leadership: 19% (27/142); Hazard Mitigation: 25% (302/1,226);  
Public Assistance: 17% (382/2,190); Planning: 18% (85/474)

## MERS

≥ 66%

36 Assigned  
0 Unavailable  
1 Deployed

---

35 Available

## US&R

≥ 66%

28 Assigned  
2 Unavailable  
0 Deployed

---

26 Available

## FCO

≤ 1 Type I

51 Assigned  
3 Unavailable  
41 (27 FCOR) Deployed

---

7 Available

# Joint Preliminary Damage Assessments

Region	State / Location	Incident	IA	Number of Counties		Start - End
			PA	Requested	Complete	
VI	OK	Severe Storms, Tornadoes, and Floods Nov 4 and continuing	IA	0	0	N/A
			PA	4	0	11/18 - TBD
VIII	ND	Winter Storm Nov 9-11	IA	0	0	N/A
			PA	10	0	12/21 - TBD
	Oglala Sioux Tribe/Rosebud Sioux Tribe	Winter Storm Dec 12-26	IA	0	0	N/A
			PA	2	0	01/02 - TBD



FEMA

# Declaration Approval – Havasupai Tribe

**Declaration Type:** Major Disaster – Havasupai Tribe

**Requested:** Nov 30

**Date Approved:** Dec 30

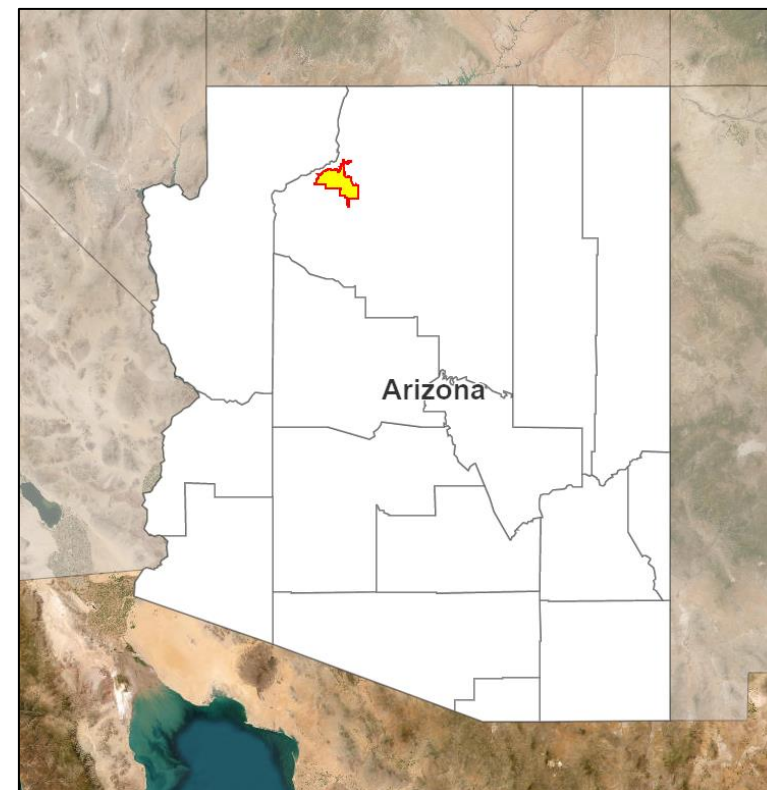
**Incident:** Severe Flooding

**Incident Period:** Oct 1-2

**Provides:**

- **PA:** Entire reservation
- **Hazard Mitigation:** Entire reservation

**FCO:** Benigno Bern Ruiz



■ PA



**FEMA**

National Watch Center

# Declaration Requests in Process – 4

State / Tribe / Territory – Incident Description	Type	IA	PA	HM	Requested
OR – Wildfires and Straight-line Winds	EM		X		Sep 9
UT – Severe Storms and Flooding	DR		X	X	Oct 19
CA – Heat Dome and Wildfires	DR	X	X	X	Oct 26
WA – Severe Winter Storms, Straight-line winds, Flooding, Landslides, and Mudslides	DR		X	X	Dec 28



**FEMA**



# FEMA

Helping people before, during, and after disasters.



*Scan to subscribe to this briefing.*