



FEMA

Daily Operations Briefing

Saturday, December 28, 2013

8:30 a.m. EST

Disaster Requests & Declarations



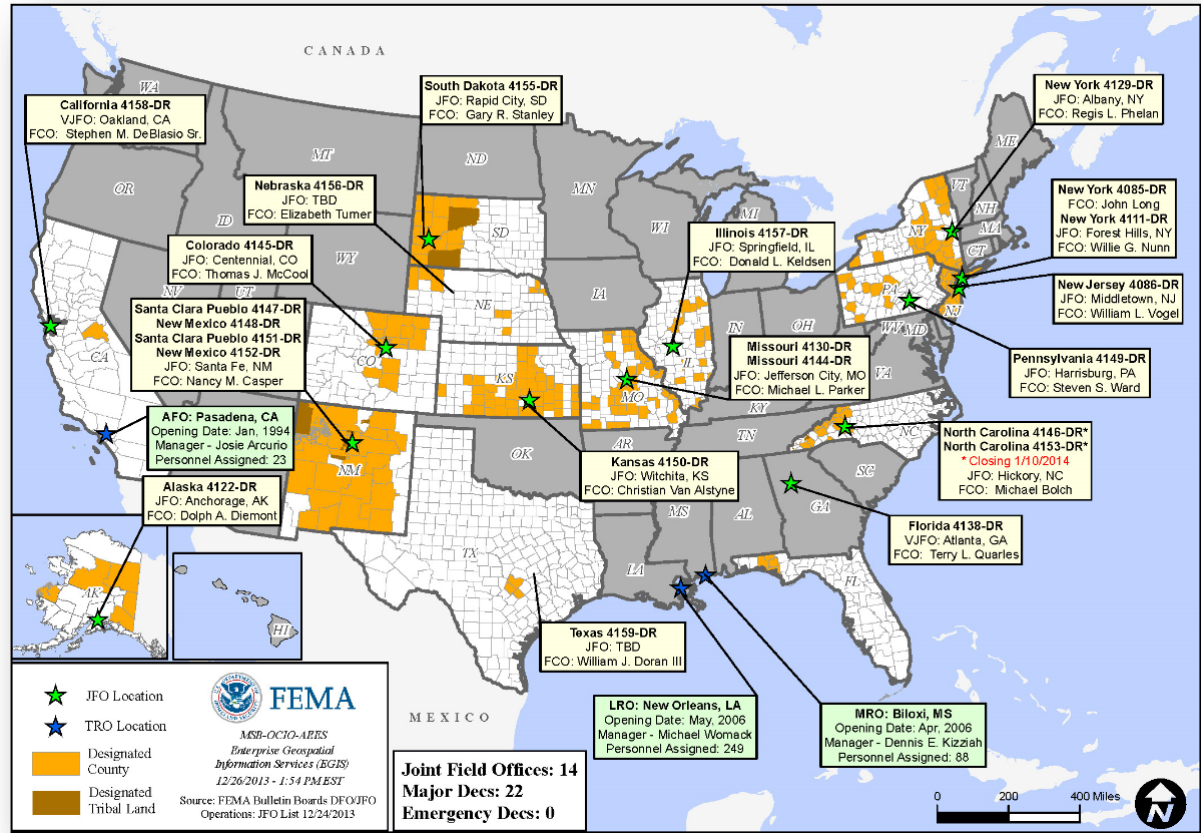
Declaration Requests in Process		Requests APPROVED (since last report)	Requests DENIED (since last report)
2	Date Requested	0	0
AR – Winter Storm (December 5-8, 2013)	December 23, 2013		
IN – Severe Storms, Straight-line Winds & Tornadoes (Appeal) (November 17, 2013)	December 23, 2013		

Joint Preliminary Damage Assessments



Region	State / Location	Event	IA/PA	Number of Counties		Start – End
				Requested	Complete	
VI	OK	Winter Weather Dec 5, 2013 & continuing	PA	6	5	12/19-1/6

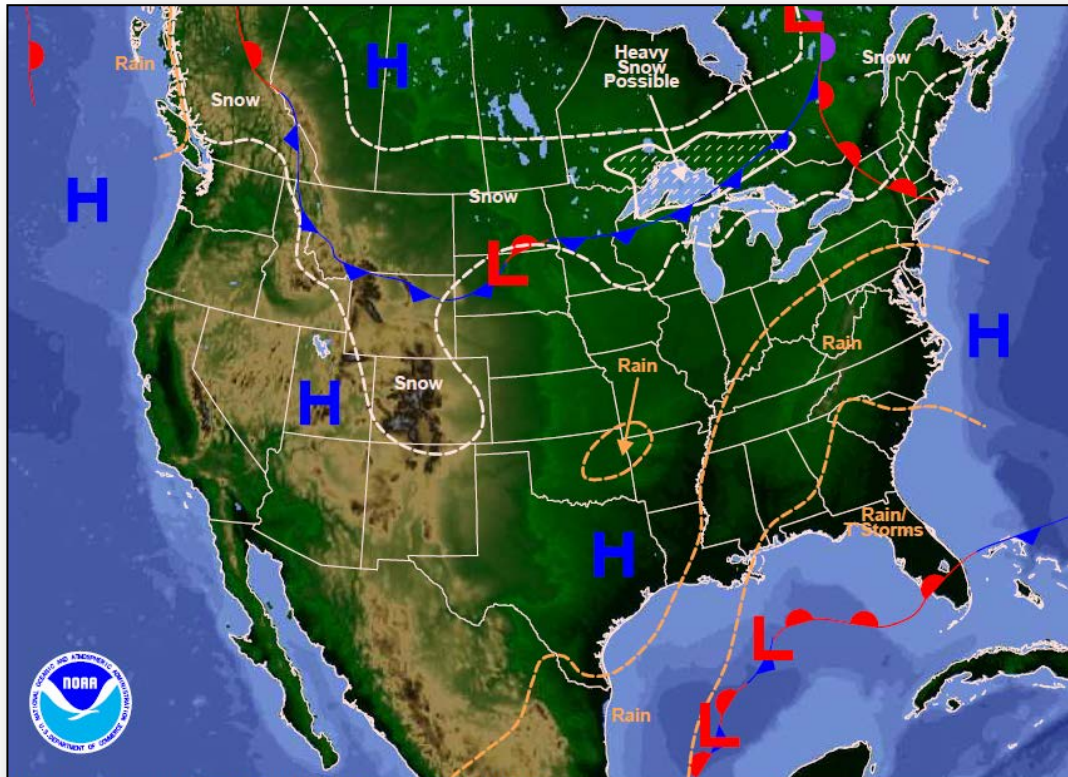
Open Field Offices as of December 28, 2013



National Weather Forecast



FEMA

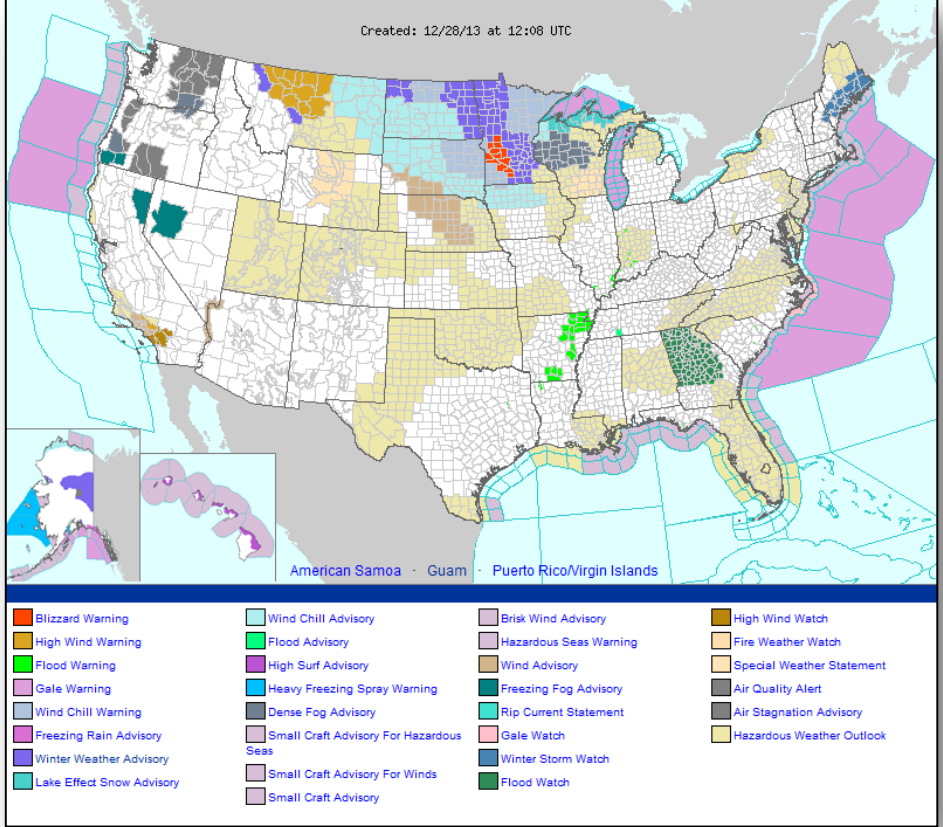


Weather Forecast for Sat, Dec 28, 2013, issued 3:05 AM EST
DOC/NOAA/NWS/NCEP/Weather Prediction Center
Prepared by Monarski based on WPC, SPC and NHC forecasts

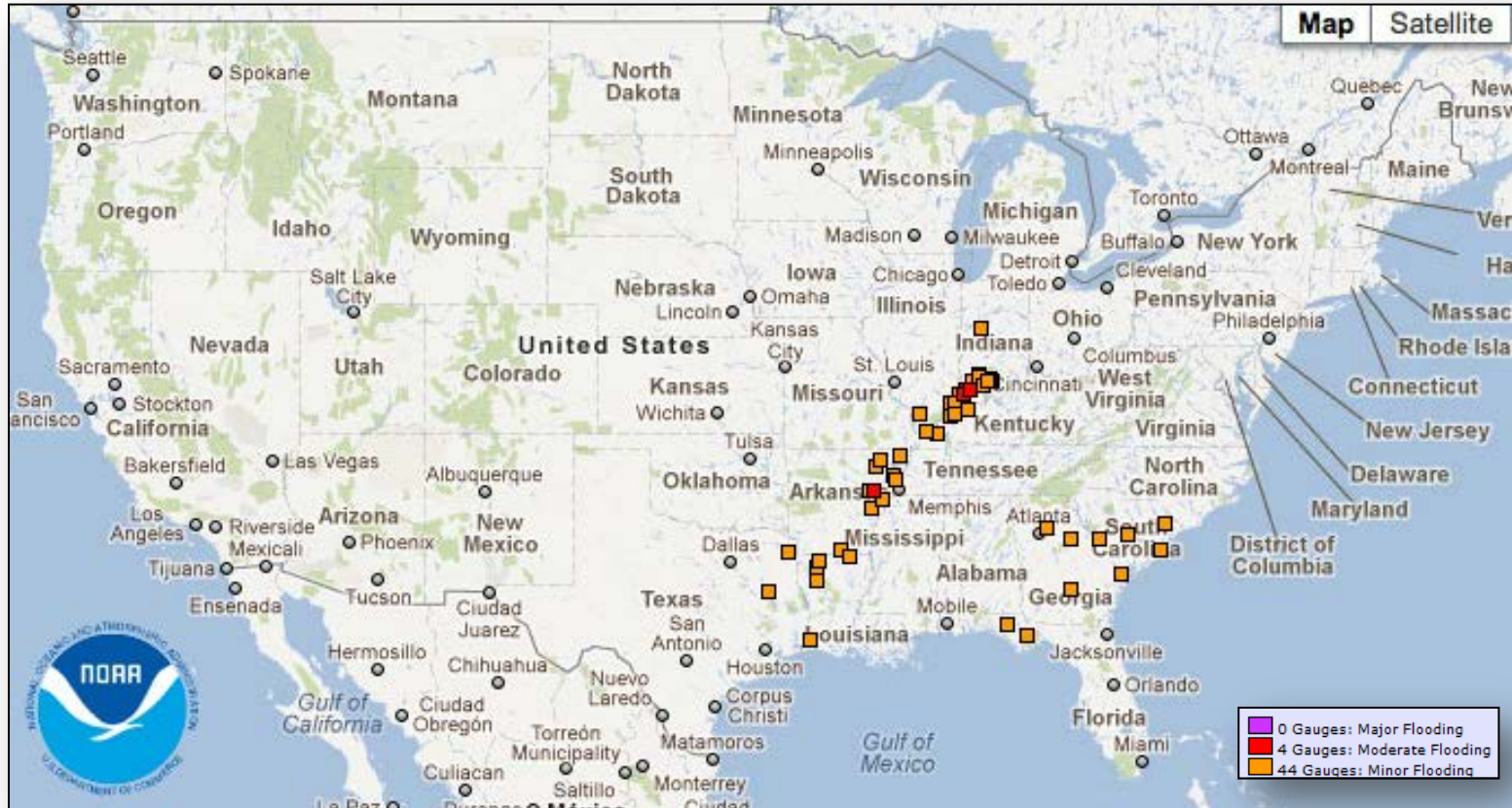
Active Watches/Warnings



FEMA



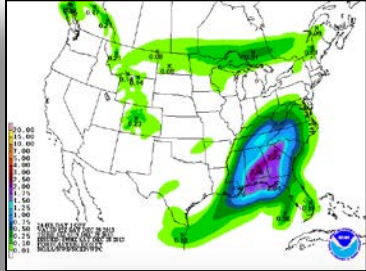
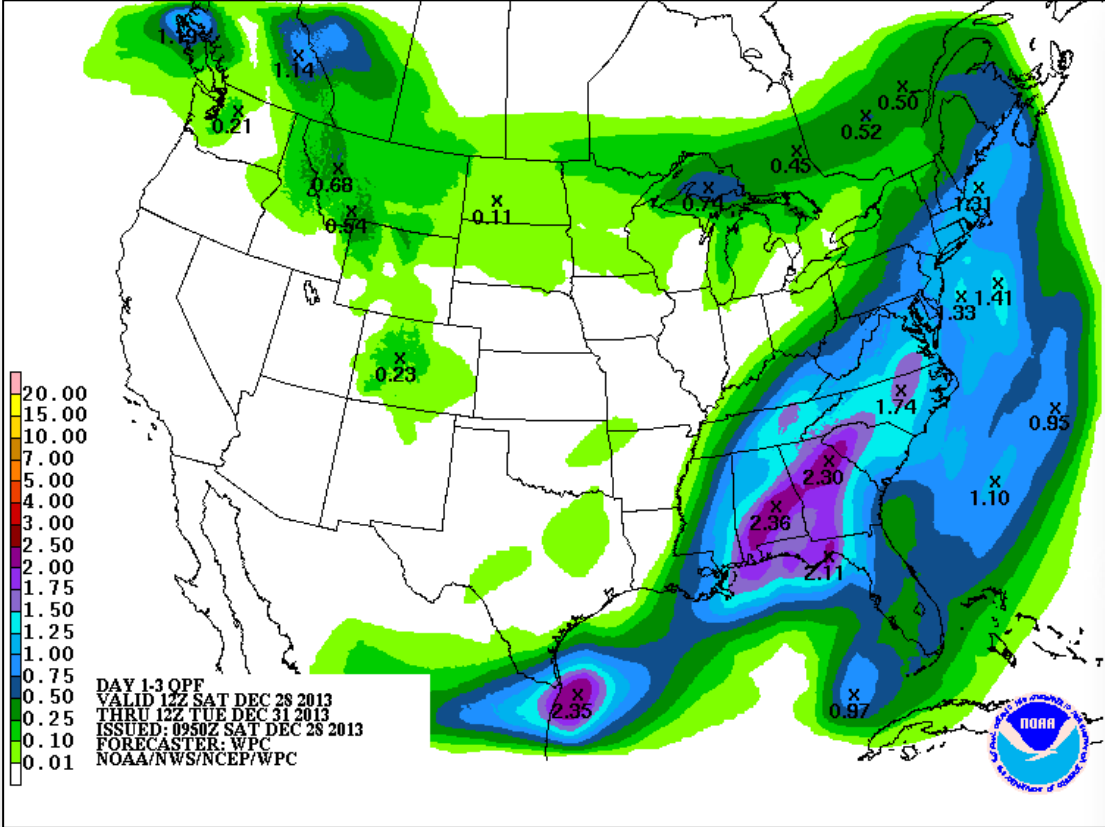
River Forecast – 7 Day



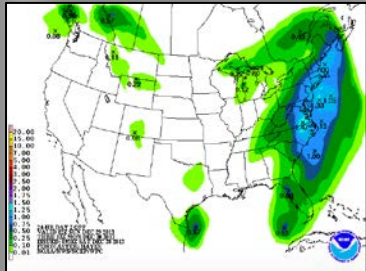
Precipitation Forecast – 3 Day



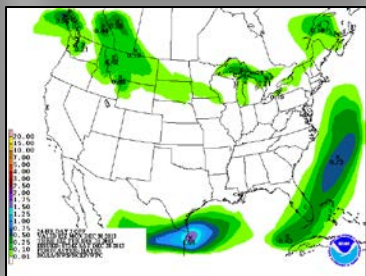
FEMA



Day 1

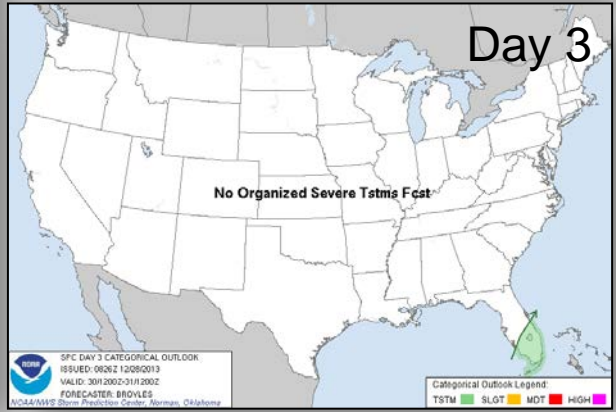
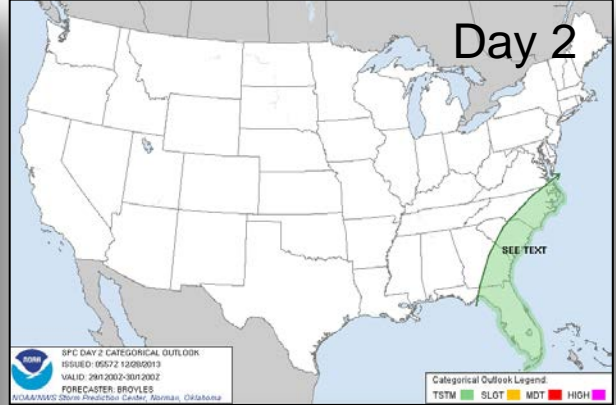
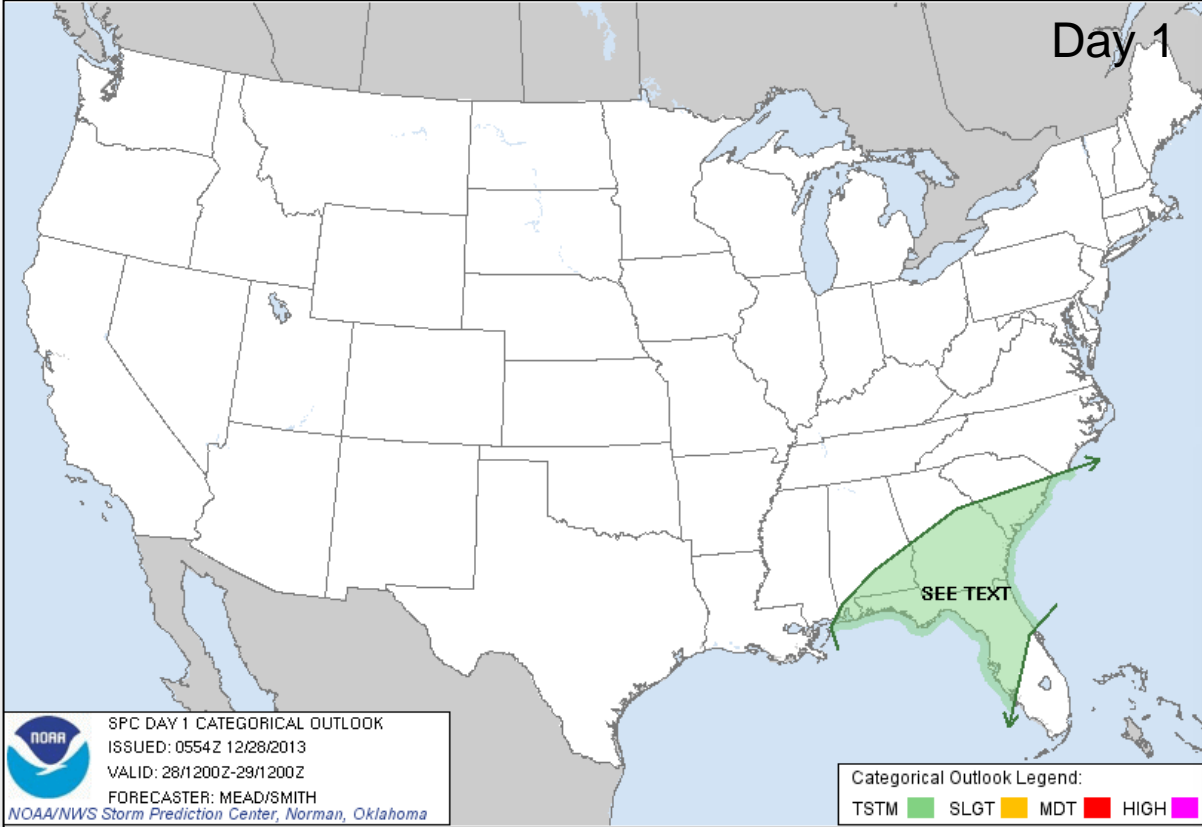


Day 2

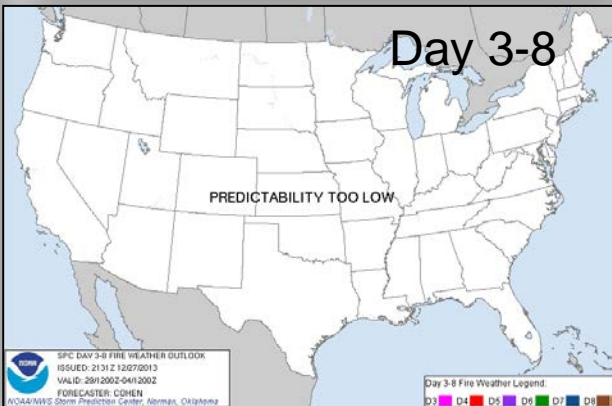
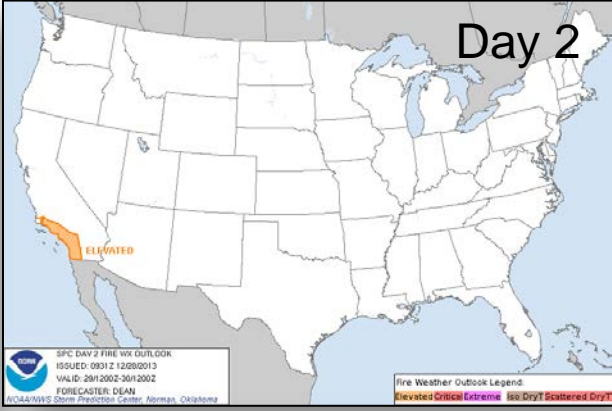
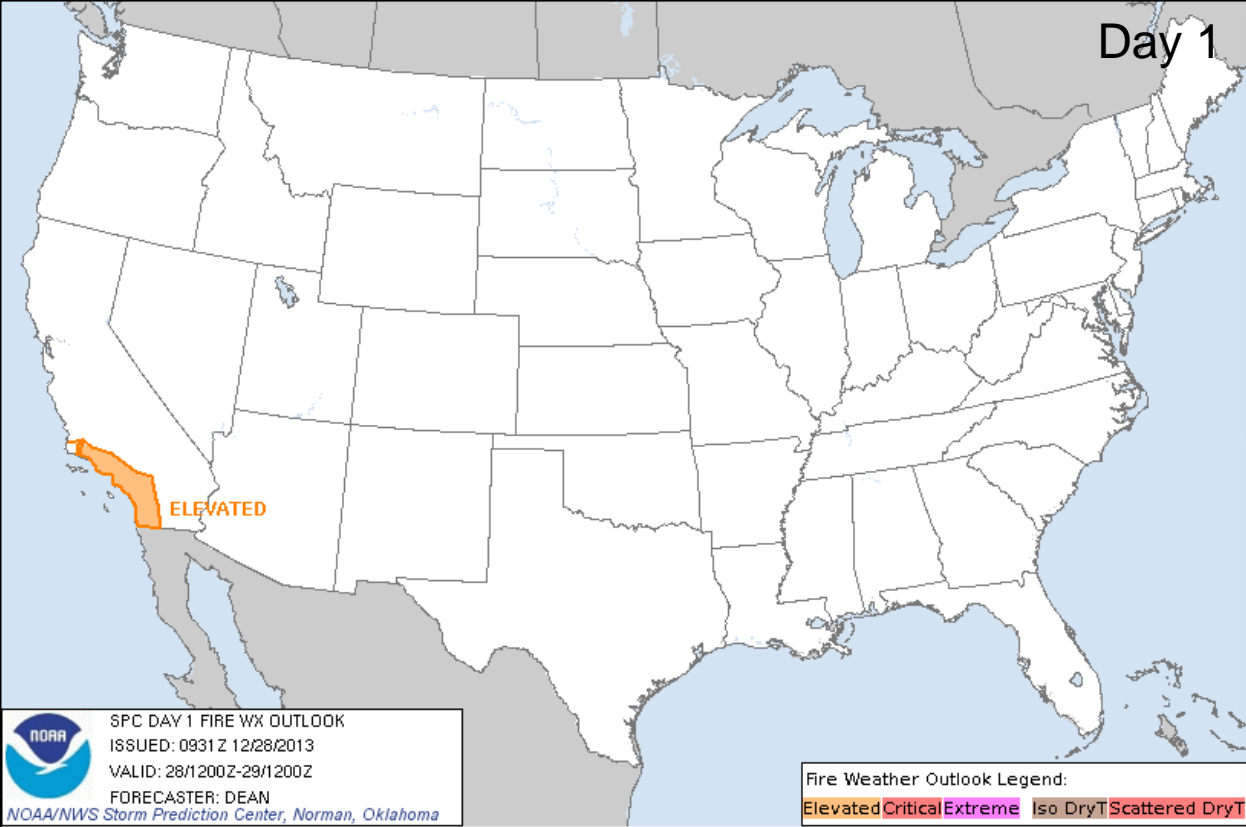


Day 3

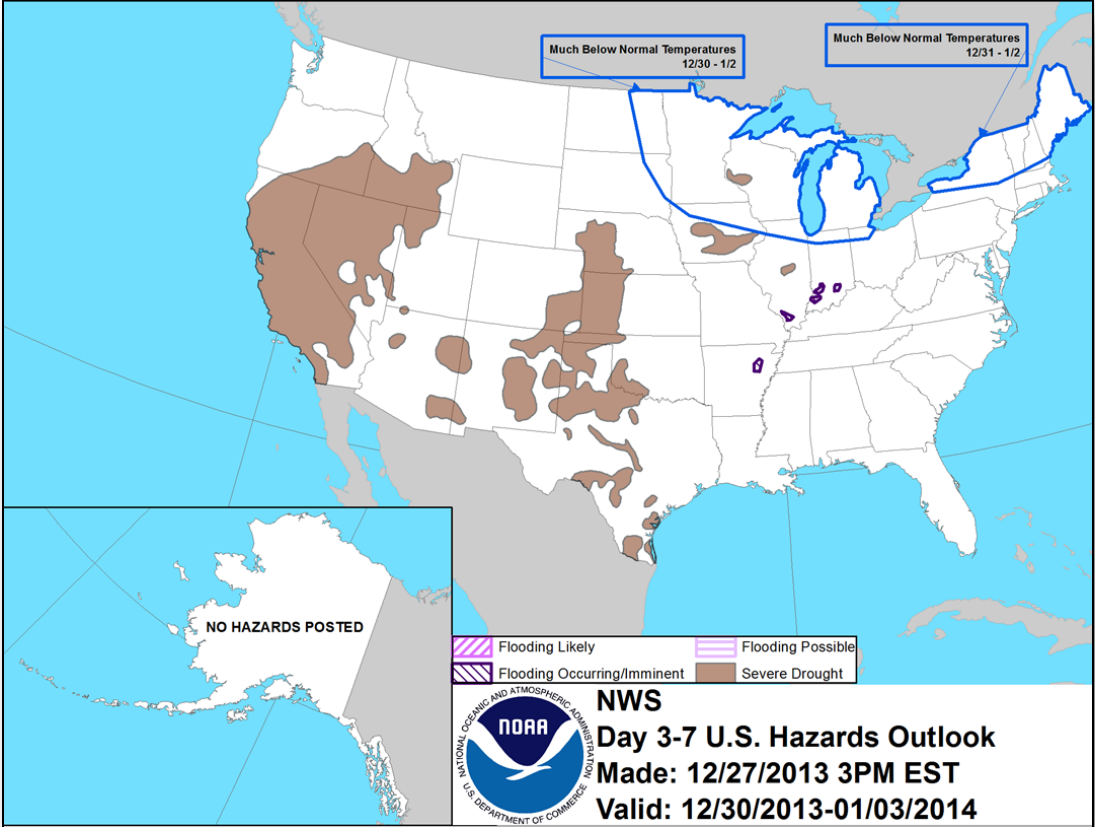
Convective Outlooks Days 1 – 3



Critical Fire Weather Areas Days 1 – 8

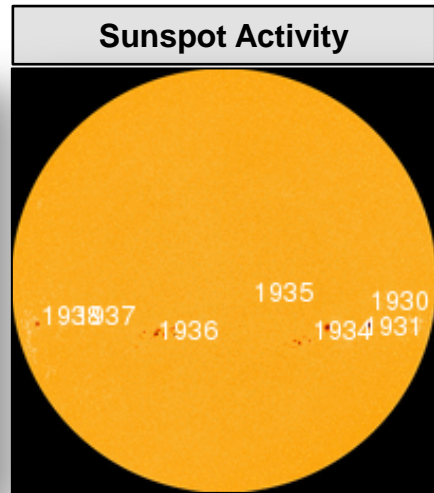



Hazard Outlook: Dec 30 – Jan 3



Space Weather

NOAA Scales Activity (Range: 1/minor to 5/extreme)	Past 24 Hours	Current	Next 24 Hours
Space Weather Activity:	None	None	None
• Geomagnetic Storms	None	None	None
• Solar Radiation Storms	None	None	None
• Radio Blackouts	None	None	None



FEMA Readiness – Deployable Teams/Assets



Deployable Teams/Assets																													
Resource	Status	Total	Available		Partially Available	Not Available	Deployed/ Activated	Comments	Rating Criterion																				
FCO	Red	40	13	33%	N/A	2	25	<ul style="list-style-type: none"> FCOs - Red due to insufficient Type 1 FCOs FDRCs – Yellow due to number available 	OFDC Readiness: <table border="1"> <tr> <td>FCO</td> <td>Green</td> <td>Yellow</td> <td>Red</td> </tr> <tr> <td>Type 1</td> <td>3+</td> <td>2</td> <td>1</td> </tr> <tr> <td>Type 2</td> <td>4+</td> <td>3</td> <td>2</td> </tr> <tr> <td>Type 3</td> <td>4</td> <td>3</td> <td>2</td> </tr> <tr> <td><u>FDRC</u></td> <td>3</td> <td>2</td> <td>1</td> </tr> </table>	FCO	Green	Yellow	Red	Type 1	3+	2	1	Type 2	4+	3	2	Type 3	4	3	2	<u>FDRC</u>	3	2	1
FCO	Green	Yellow	Red																										
Type 1	3+	2	1																										
Type 2	4+	3	2																										
Type 3	4	3	2																										
<u>FDRC</u>	3	2	1																										
FDRC	Yellow	9	2	22%	0	0	7																						
US&R	Green	28	26	92%	2	0	0	<ul style="list-style-type: none"> NV-TF1 (Yellow/Conditional) NM-TF1 (Yellow/Conditional) 	<ul style="list-style-type: none"> Green = Available/FMC Yellow = Available/PMC Red = Out-of-Service Blue = Assigned/Deployed 																				
National IMAT	Green	3	3	100%	0	0	0		<ul style="list-style-type: none"> Green: 3 avail Yellow: 1 avail Red: 0 avail Individual N-IMAT red if 50% of Section Chiefs and/or Team Leader is unavailable for deployment.																				
Regional IMAT	Yellow	13	6	46%	0	1	6	<ul style="list-style-type: none"> Deployed team locations: PA, NC, NM, SD, CO & CA Region VII (KS) reconstituting 	<ul style="list-style-type: none"> Green: > 6 avail Yellow: 4-6 teams available Red: > 8 teams deployed/unavailable R-IMAT also red if TL Ops/Log Chief is unavailable and has no qualified replacement.																				
MCOV	Green	55	51	90%	0	2	2	<ul style="list-style-type: none"> 2 in CO 	<ul style="list-style-type: none"> Green = Available/FMC Yellow = Available/PMC Red = Out-of-Service Blue = Assigned/Deployed 																				

FEMA Readiness – National/Regional Teams



National/Regional Teams

Resource	Status	Total	Available		Partially Available	Not Available	Deployed/ Activated	Comments	Rating Criterion
NWC	Green	5	5	100%	0	0	Steady State	<ul style="list-style-type: none"> • NRCC# represents FEMA personnel on Roster • Green = FMC • Yellow = PMC • Red = NMC 	
NRCC	Green	0	360	92%	0	0	Not Activated		
HLT	Green	1	1	100%	0	0	Not Activated		
DEST	Green						Not Activated		
RRCCs	Green	10	10	100%	0	0	Not Activated		
RWCs/MOCs	Green	10	10	100%	0	0	24/7		



FEMA

FEMA's mission is to support our citizens and first responders to ensure that as a nation we work together to build, sustain, and improve our capability to prepare for, protect against, respond to, recover from, and mitigate all hazards.