



FEMA

Daily Operations Briefing

Saturday, December 14, 2013

8:30 a.m. EST

Disaster Requests & Declarations



Declaration Requests in Process		Requests APPROVED (since last report)	Requests DENIED (since last report)
1	Date Requested	1	1
Rosebud Sioux Tribe – DR (Appeal) Severe Storms, Straight-line Winds, and Flooding	October 29, 2013		Denied December 13, 2013
CA – DR (Appeal) Rim Fire	December 2, 2013	Declared December 13, 2013	
TX – DR Severe Storms and Flooding	December 12, 2013		

Major Disaster Declaration – CA



FEMA-4158-DR-CA

- Major Disaster Declaration approved on December 13, 2013 for the State of California
- For the Rim Fire that occurred August 17 to October 24, 2013
- Provides:
 - Public Assistance for Tuolumne County
 - Hazard Mitigation statewide
- FCO is Stephen M. DeBlasio Sr.

California



■ = Declared county

Major Disaster Declaration Request – TX



December 12, 2013

- Major Disaster Declaration Request for the State of Texas
- For severe storms and flooding that occurred October 30 to November 16, 2013
- Requesting:
 - Individual Assistance for 3 counties
 - Public Assistance for 3 counties
 - Hazard Mitigation statewide



■ = Requested counties

Disaster Amendments

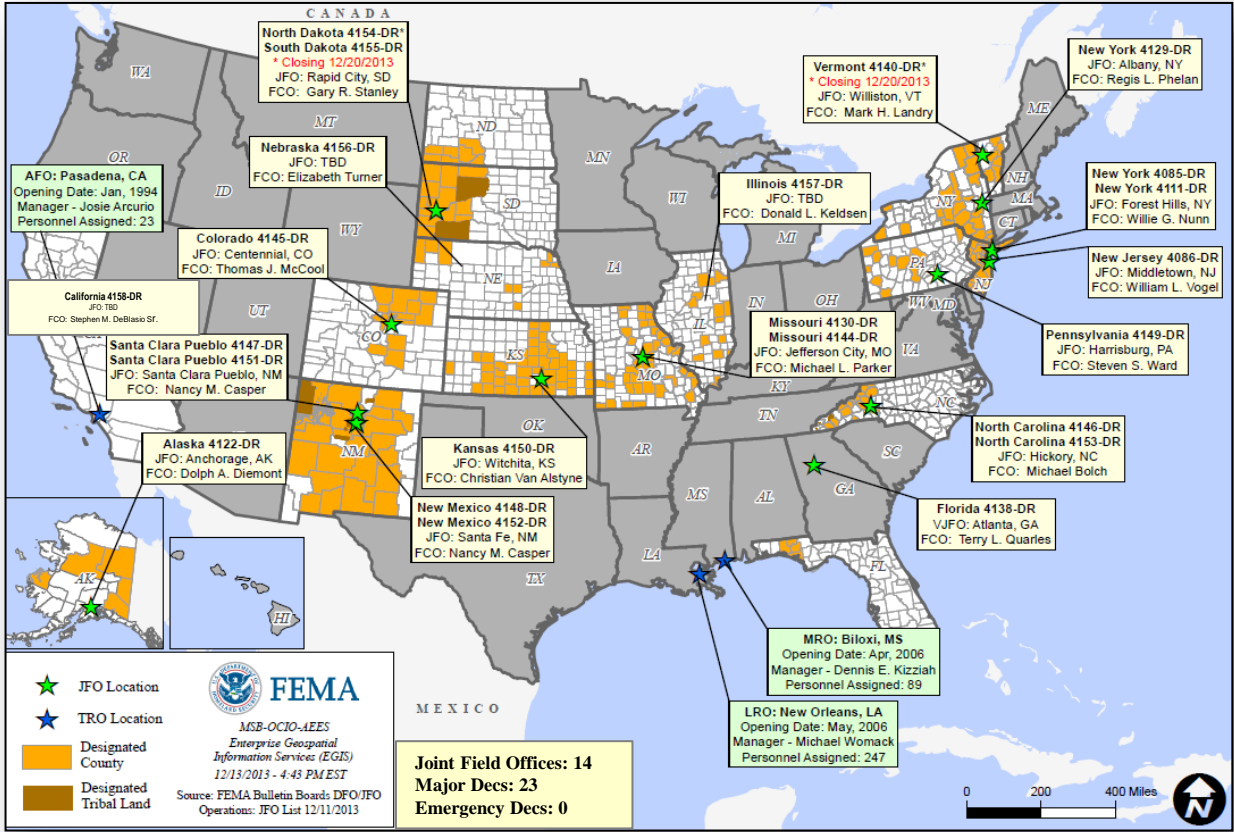


Amendment	Effective Date	Action
Amendment No. 5 to FEMA-3354-EM-NJ	December 13, 2013	Changes FCO to William L. Vogel
Amendment No. 10 to FEMA-4086-DR-NJ	December 13, 2013	Changes FCO to William L. Vogel

Open Field Offices as of December 14, 2013



FEMA



Joint Preliminary Damage Assessments

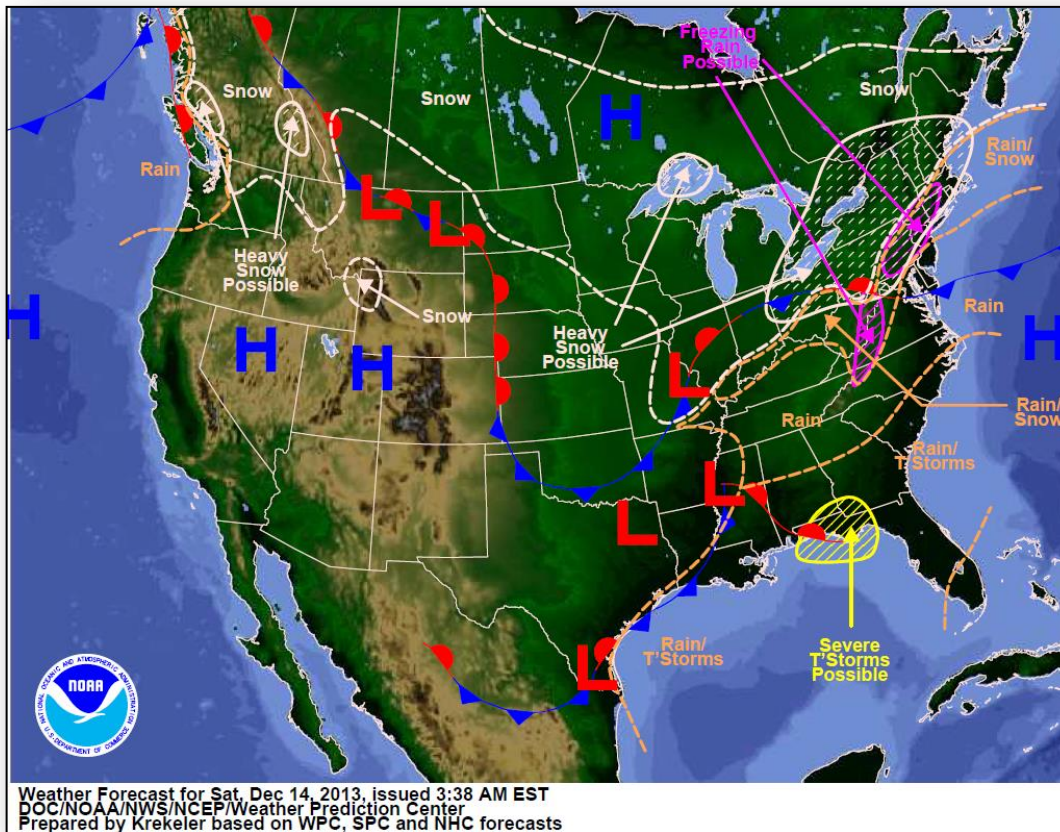


Region	State / Location	Event	IA/PA	Number of Counties		Start – End
				Requested	Complete	
V	IN	Severe Storm / Tornadoes Nov 17–18, 2013	IA	6	0	12/16 -TBD
			PA	6	0	12/16 -TBD
VI	NM	Winter Storm Dec 5, 2013 and continuing	PA	12	5	12/12-TBD
X	AK	Severe Storms Nov 5–14, 2013	PA	4	0	12/12-12/18

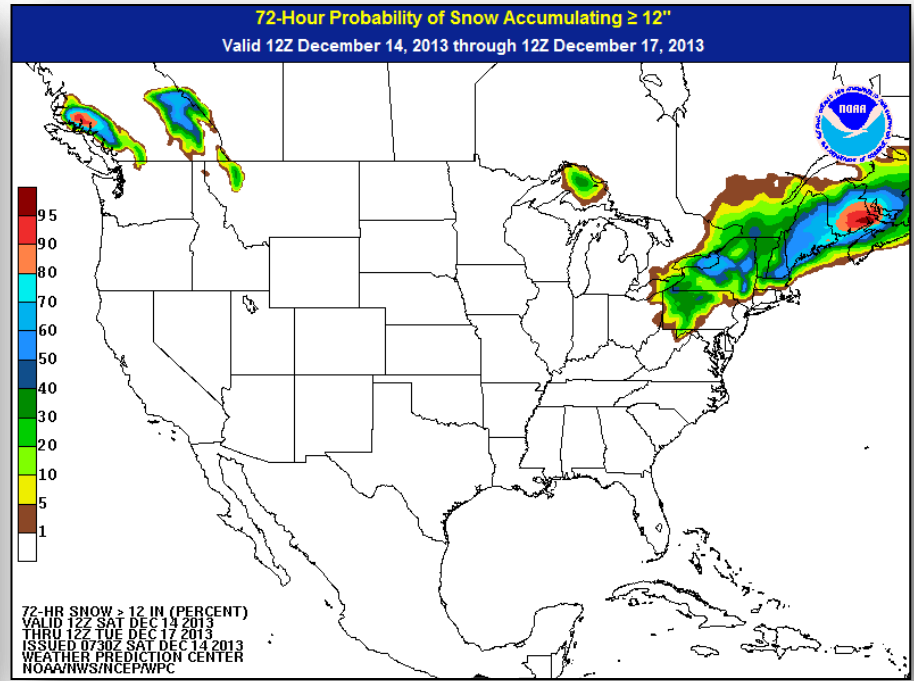
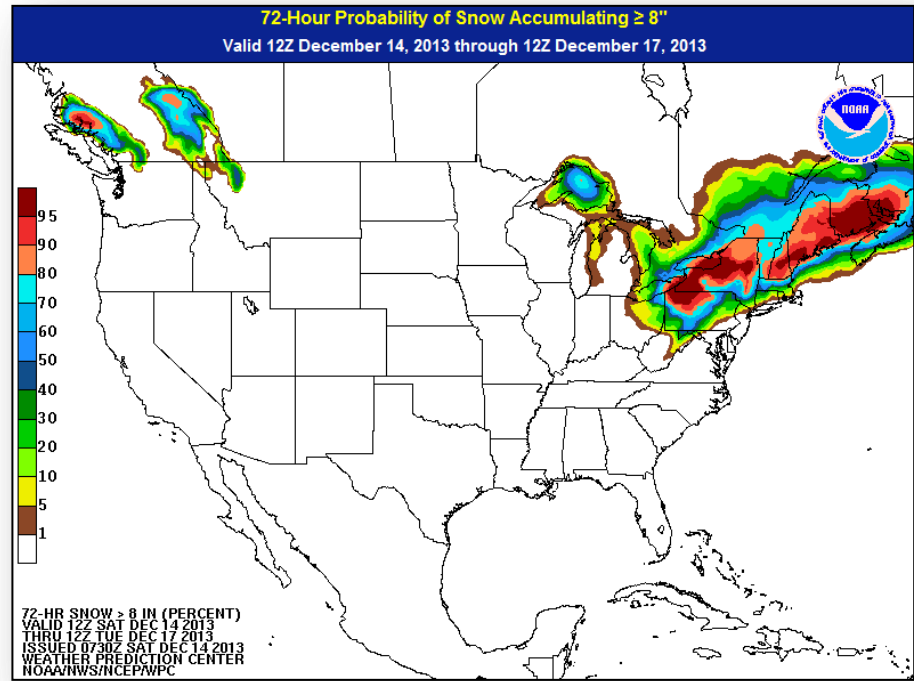
National Weather Forecast



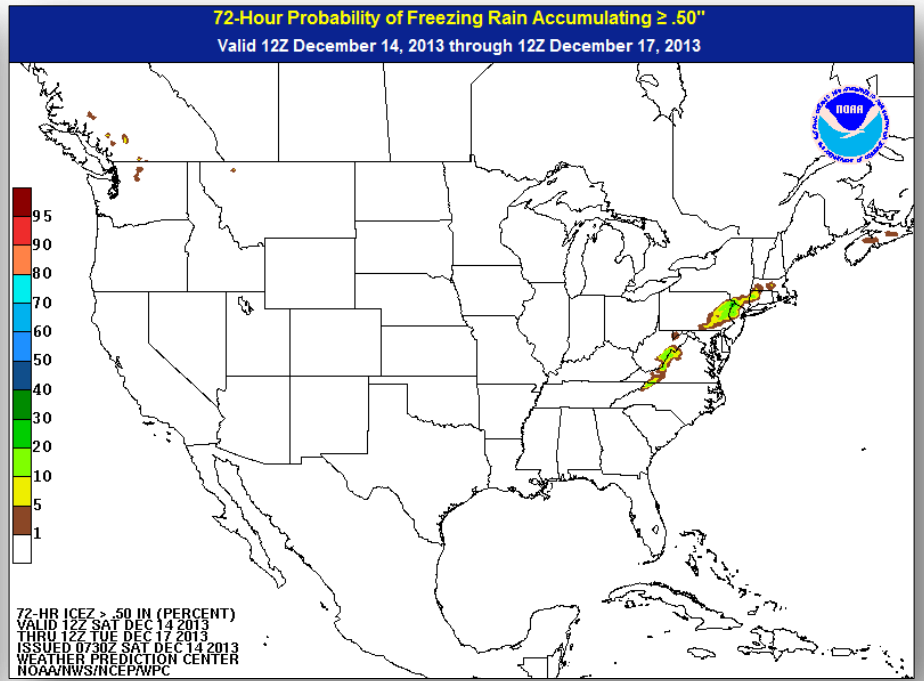
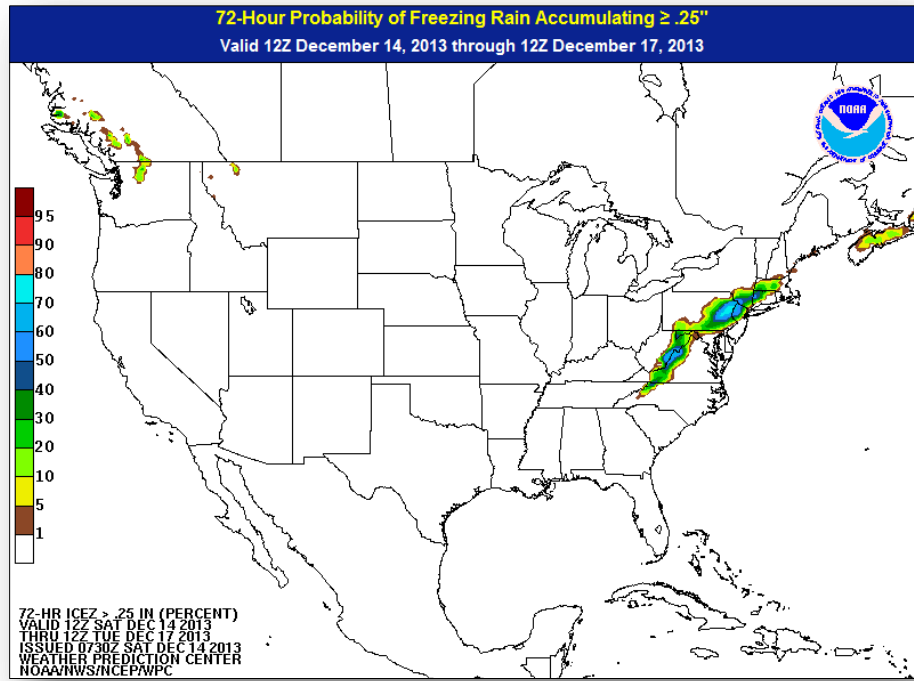
FEMA



Snow Probabilities (72-hour)



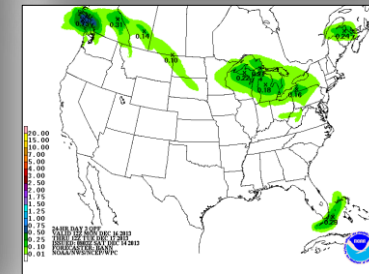
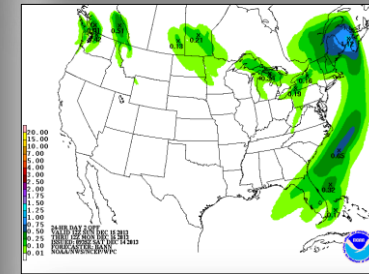
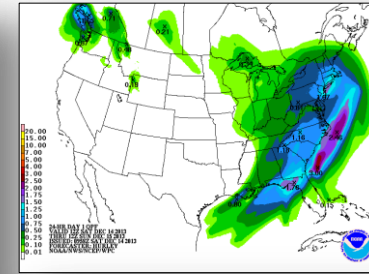
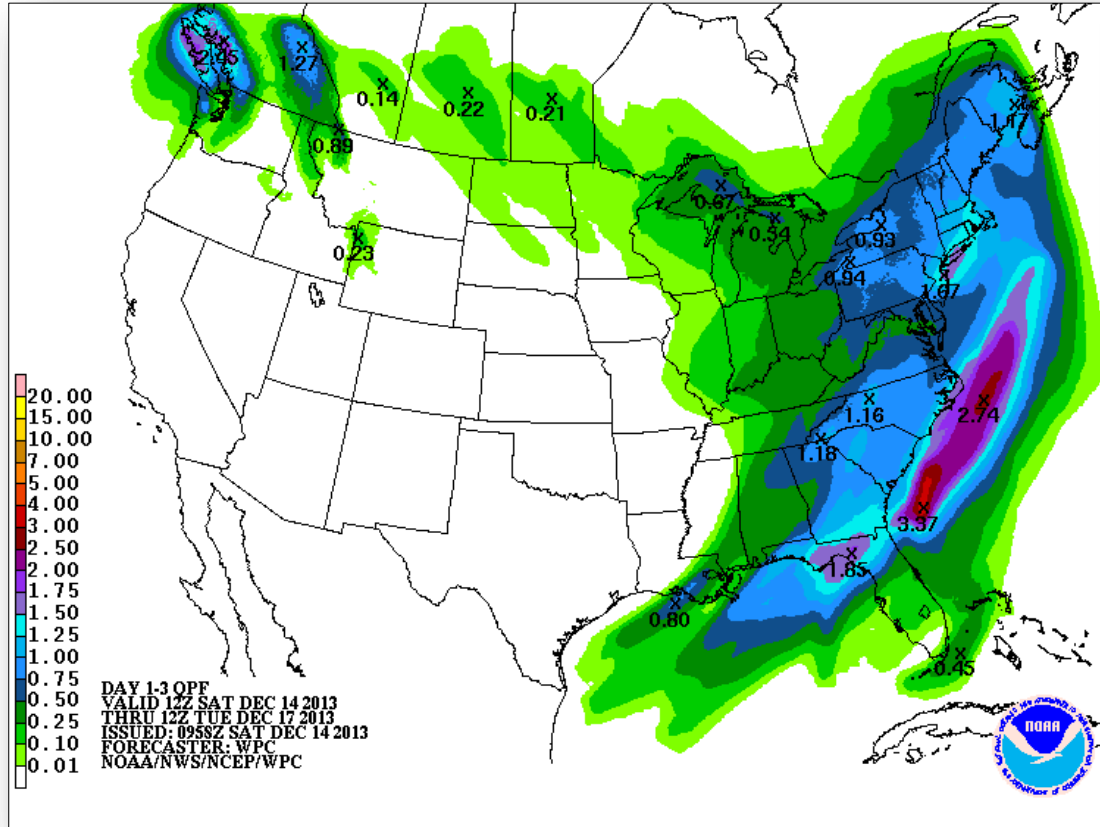
Freezing Rain Probabilities (72-hour)



Precipitation Forecast – 3 Day



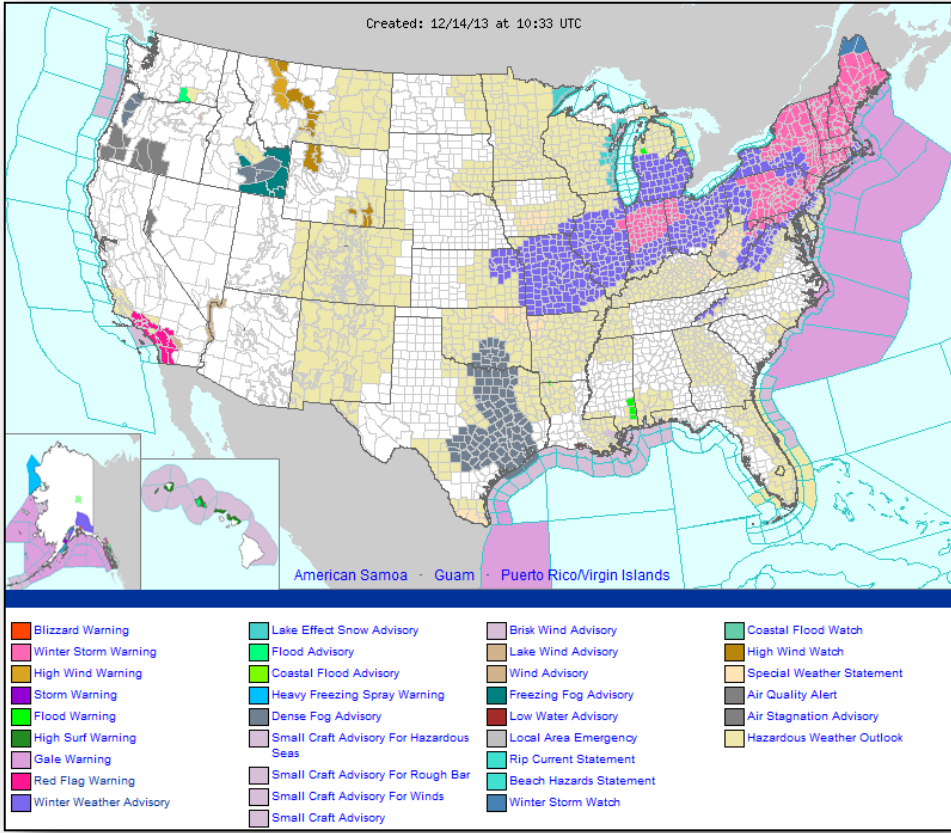
FEMA



Active Watches/Warnings



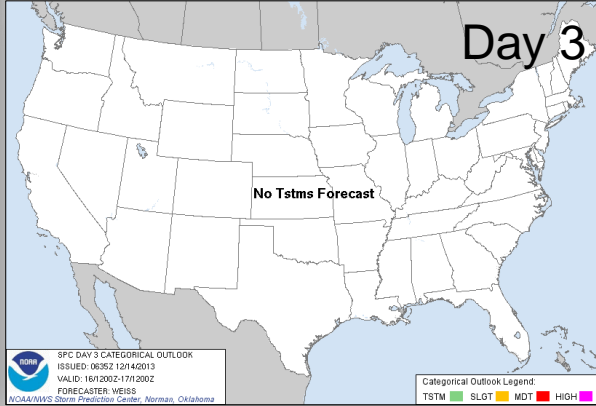
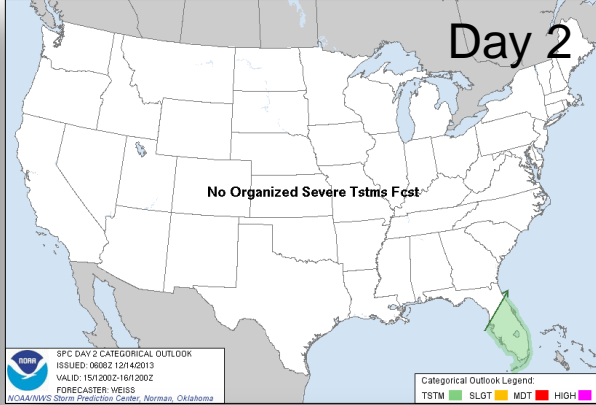
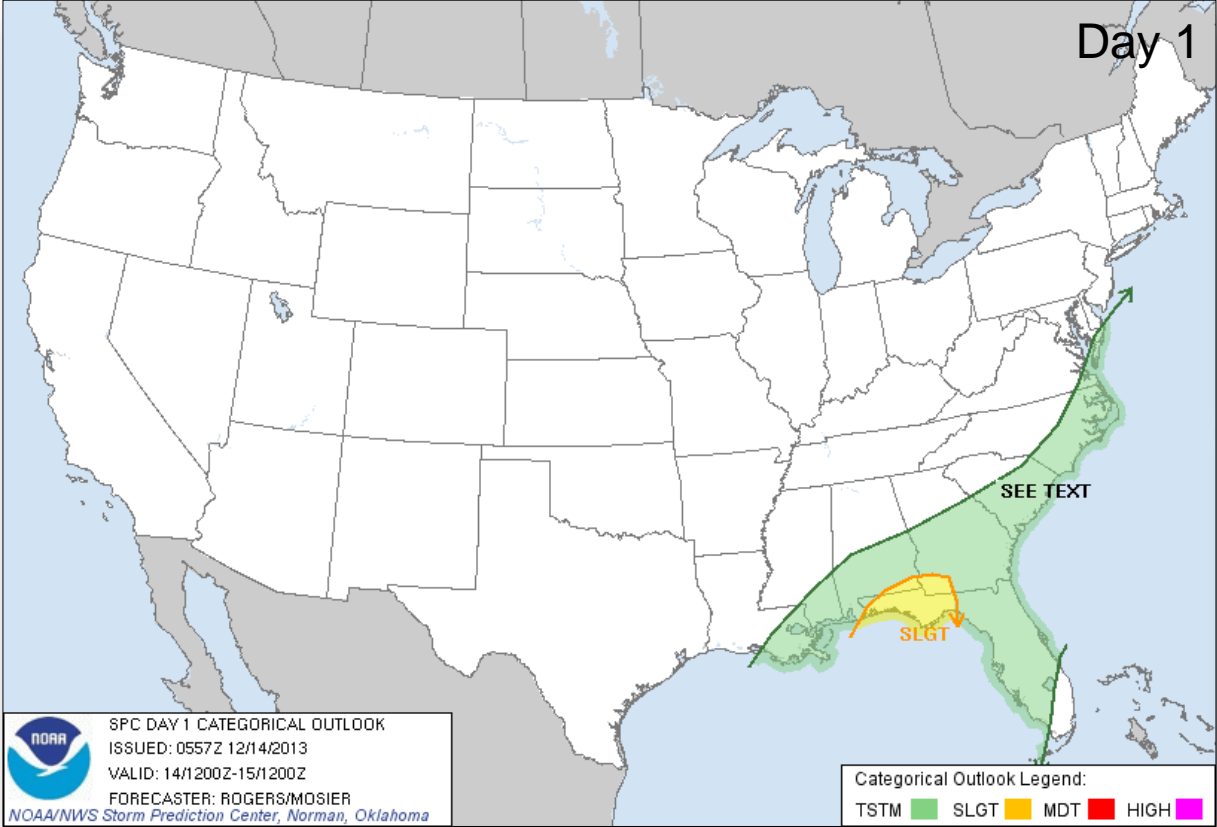
FEMA



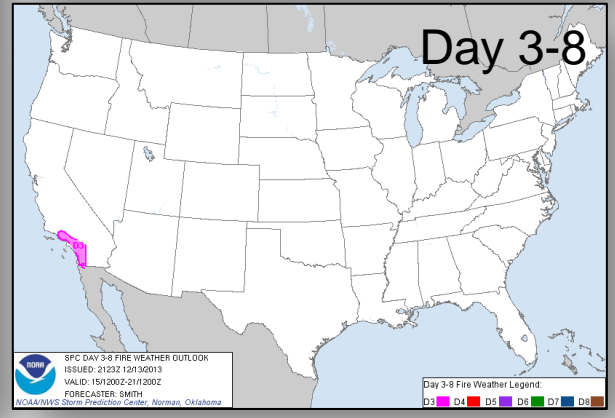
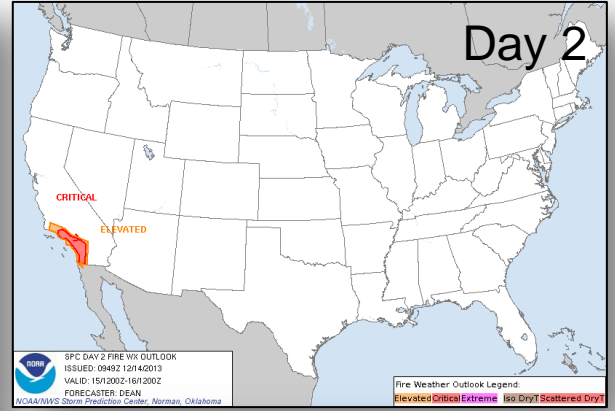
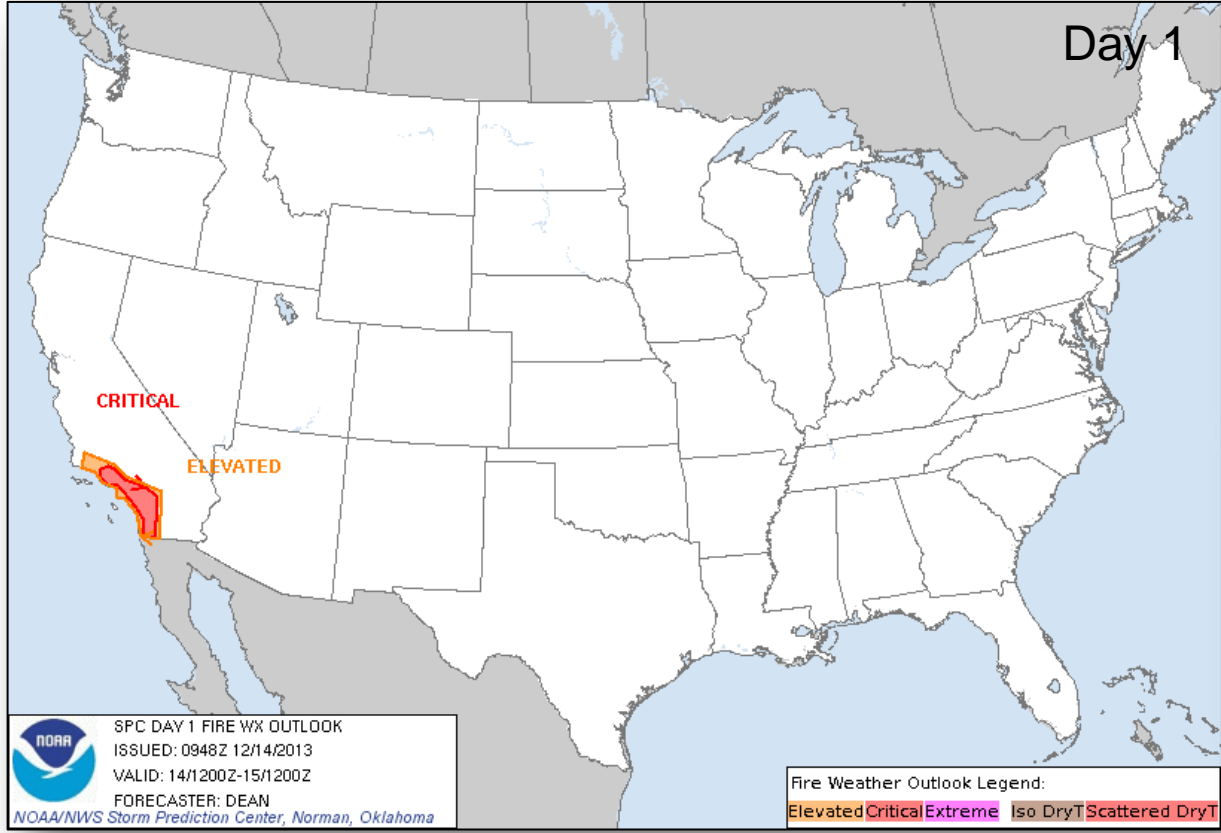
River Forecast – 7 Day



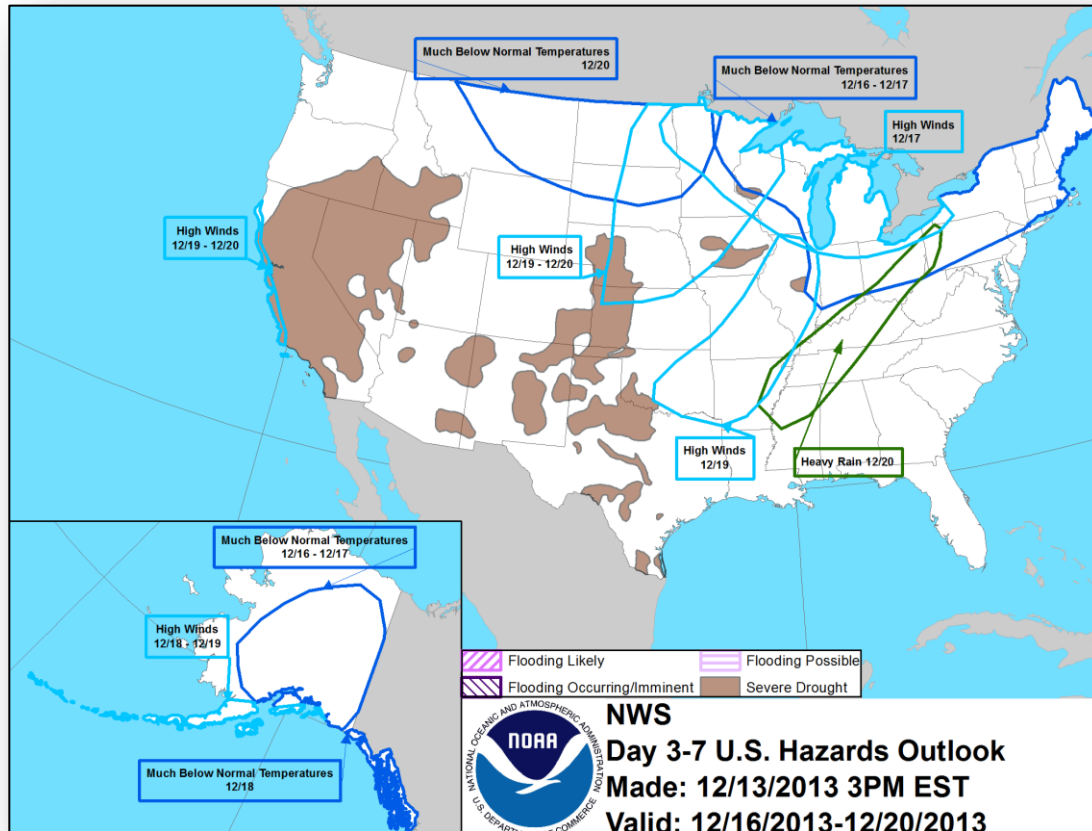
Convective Outlooks Days 1 – 3



Critical Fire Weather Areas Days 1 – 8

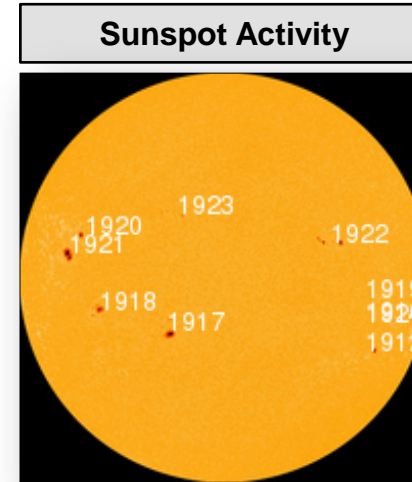
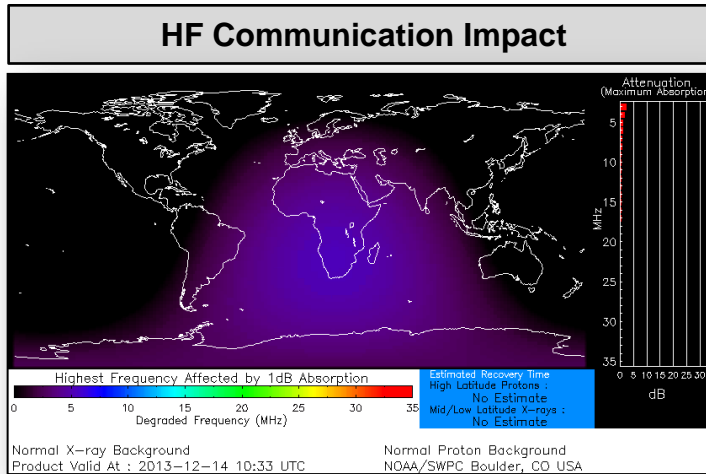


Hazard Outlook: Dec 16 - 20



Space Weather

NOAA Scales Activity (Range: 1/minor to 5/extreme)	Past 24 Hours	Current	Next 24 Hours
Space Weather Activity:	None	None	Minor
• Geomagnetic Storms	None	None	G1
• Solar Radiation Storms	None	None	None
• Radio Blackouts	None	None	None



FEMA Readiness – Teams/Assets (1of 2)



Deployable Teams/Assets									
Resource	Status	Total	Available		Partially Available	Not Available	Deployed/ Activated	Comments	Rating Criterion
FCO	Red	40	10	25%	N/A	2	27	• Red due to insufficient Type 1 FCO	OFDC Readiness: FCO Green Yellow Red Type 1 3+ 2 1 Type 2 4+ 3 2 Type 3 4 3 2 FDRC 3 2 1
FDRC	Green	9	3	33%	0	0	5		
US&R	Green	28	26	92%	2	0	0	• NV-TF1 (Yellow/Conditional) • NM-TF1 (Yellow/Conditional)	• Green = Available/FMC • Yellow = Available/PMC • Red = Out-of-Service • Blue = Assigned/Deployed
National IMAT	Green	3	3	100%	0	0	0		• Green: 3 avail • Yellow: 1 avail • Red: 0 avail <i>Individual N-IMAT red if 50% of Section Chiefs and/or Team Leader is unavailable for deployment.</i>
Regional IMAT	Yellow	13	5	38%	0	1	7	• Deployed team locations: PA, NC, IL, NM, KS, SD, CO	• Green: > 6 avail • Yellow: 4-6 teams available • Red: > 8 teams deployed/unavailable <i>R-IMAT also red if TL Ops/Log Chief is unavailable and has no qualified replacement.</i>
MCOV	Green	55	50	90%	0	2	3	• 2 in CO; 1 in OK	• Green = Available/FMC • Yellow = Available/PMC • Red = Out-of-Service • Blue = Assigned/Deployed

FEMA Readiness – Teams/Assets (2of 2)



National/Regional Teams

Resource	Status	Total	Available		Partially Available	Not Available	Deployed/ Activated	Comments	Rating Criterion
NWC	Green	5	5	100%	0	0	Steady State	<ul style="list-style-type: none"> • NRCC# represents FEMA personnel on Roster • Green = FMC • Yellow = PMC • Red = NMC 	
NRCC	Green	0	136	100%	0	0	Not Activated		
HLT	Green	1	1	100%	0	0	Not Activated		
DEST	Green						Not Activated		
RRCCs	Green	10	10	100%	0	0	Not Activated		
RWCs/MOCs	Green	10	10	100%	0	0	24/7		



FEMA

FEMA's mission is to support our citizens and first responders to ensure that as a nation we work together to build, sustain, and improve our capability to prepare for, protect against, respond to, recover from, and mitigate all hazards.