



FEMA

Daily Operations Briefing

Wednesday, December 11, 2013

8:30 a.m. EST

Winter Storm – Mid-Atlantic/Northeast (Final)



December 8 – 10:

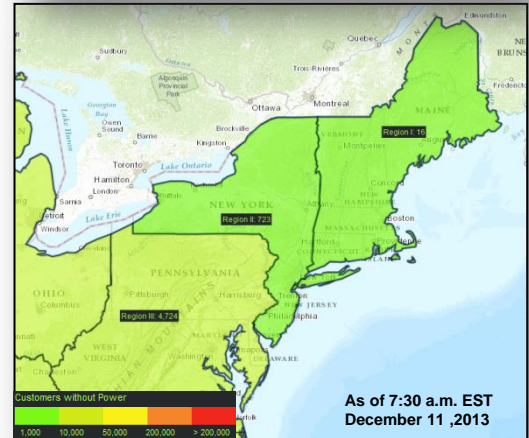
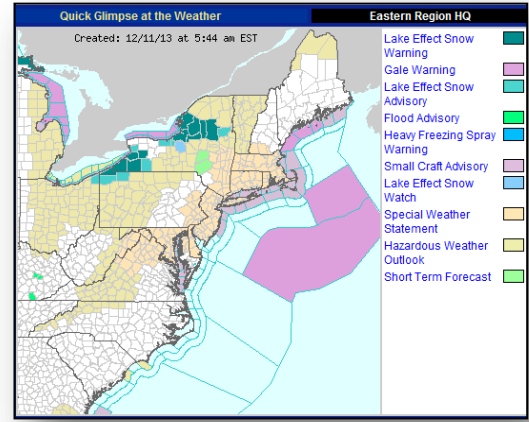
- Wintery precipitation moved through the Mid-Atlantic Tuesday and has moved off the Northeast Coast
 - Snowfall amounts of 1 to 6 inches, with isolated higher amounts reported
 - All Winter Storm Warnings in the affected area have expired

Impacts:

- Power outages due to downed trees and power lines have been the primary impacts
- 4,724 customers without power (down from 202,477) in FEMA Region III; sporadic outages elsewhere (*EAGLE-I; as of 7:30 a.m. EST*)
 - VA: 650 customers without power (down from 142,320)
 - WV: 3,725 customers without power (down from 22,347)

Response:

- VA SEOC remains partially activated; all others are at Normal Operations
- All affected Regions are at Watch/Steady State
- NRCC is not activated; NWC is at Watch/Steady State
- No shortfalls, unmet needs or requests for FEMA assistance

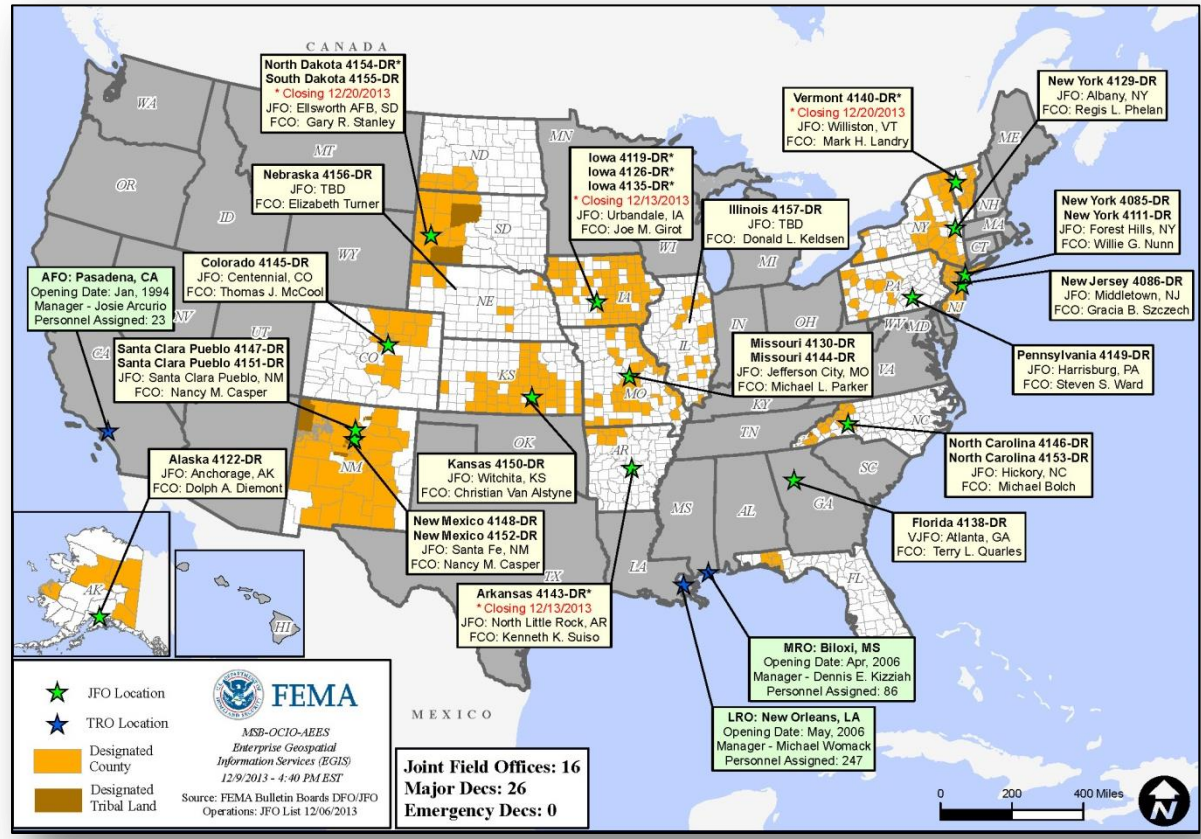


Disaster Requests & Declarations



| Declaration Requests in Process | | Requests APPROVED (since last report) | Requests DENIED (since last report) |
|--|-----------------------|--|--|
| 3 | Date Requested | 0 | 0 |
| Rosebud Sioux Tribe – DR (Appeal) Severe Storms, Straight-line Winds, and Flooding | October 29, 2013 | | |
| CA – DR (Appeal) Rim Fire | December 2, 2013 | | |
| IN – DR Severe Storms, Straight-line Winds, and Tornadoes | December 3, 2013 | | |

Open Field Offices as of December 11, 2013



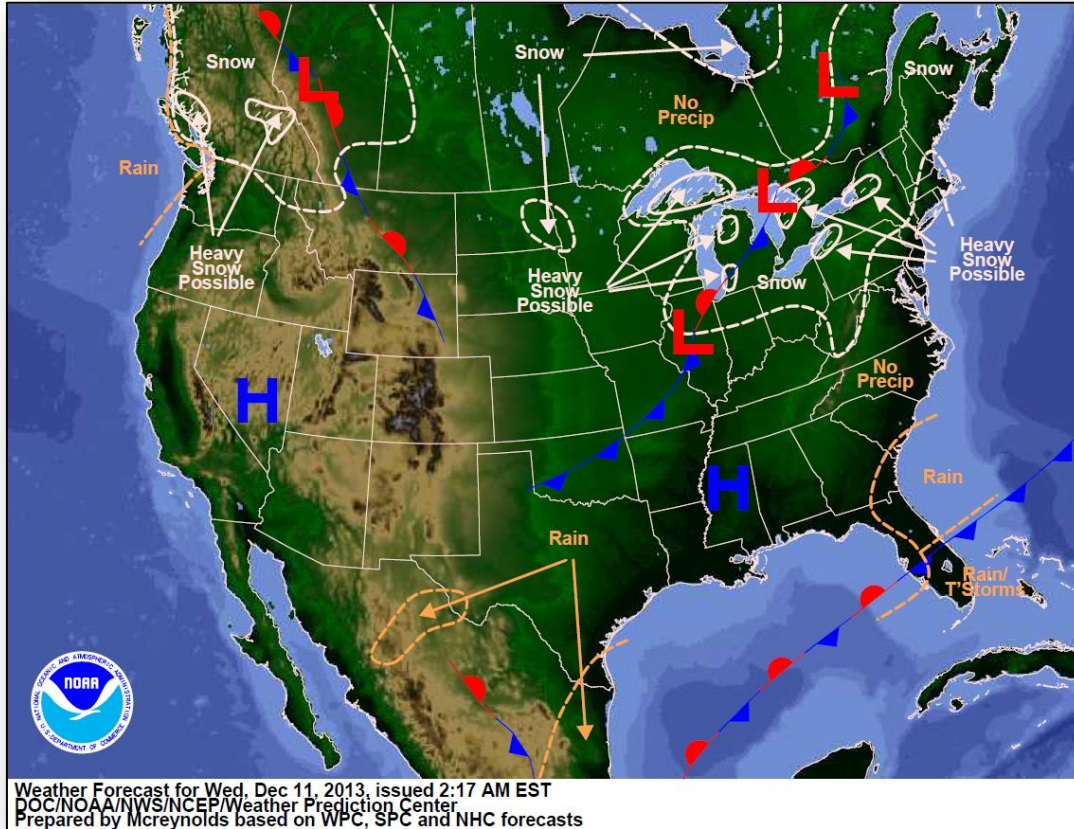
- North Dakota 4154-DR***
South Dakota 4155-DR
 * Closing 12/20/2013
 JFO: Ellsworth AFB, SD
 FCO: Gary R. Stanley
- Nebraska 4156-DR**
 JFO: TBD
 FCO: Elizabeth Turner
- Colorado 4145-DR**
 JFO: Centennial, CO
 FCO: Thomas J. McCool
- Santa Clara Pueblo 4147-DR**
Santa Clara Pueblo 4151-DR
 JFO: Santa Clara Pueblo, NM
 FCO: Nancy M. Casper
- Alaska 4122-DR**
 JFO: Anchorage, AK
 FCO: Dolph A. Diemont
- Alaska 4122-DR**
 JFO: Anchorage, AK
 FCO: Dolph A. Diemont
- Kansas 4150-DR**
 JFO: Wichita, KS
 FCO: Christian Van Alstyne
- New Mexico 4148-DR**
New Mexico 4152-DR
 JFO: Santa Fe, NM
 FCO: Nancy M. Casper
- Arkansas 4143-DR***
 * Closing 12/13/2013
 JFO: North Little Rock, AR
 FCO: Kenneth K. Suiso
- Iowa 4119-DR***
Iowa 4126-DR*
Iowa 4135-DR*
 * Closing 12/13/2013
 JFO: Urbandale, IA
 FCO: Joe M. Girot
- Illinois 4157-DR**
 JFO: TBD
 FCO: Donald L. Keldsen
- Missouri 4130-DR**
Missouri 4144-DR
 JFO: Jefferson City, MO
 FCO: Michael L. Parker
- North Carolina 4146-DR**
North Carolina 4153-DR
 JFO: Hickory, NC
 FCO: Michael Bolch
- Florida 4138-DR**
 VJFO: Atlanta, GA
 FCO: Terry L. Quarles
- Arkansas 4143-DR***
 * Closing 12/13/2013
 JFO: North Little Rock, AR
 FCO: Kenneth K. Suiso
- Vermont 4140-DR***
 * Closing 12/20/2013
 JFO: Williston, VT
 FCO: Mark H. Landry
- New York 4129-DR**
 JFO: Albany, NY
 FCO: Regis L. Phelan
- New York 4085-DR**
New York 4111-DR
 JFO: Forest Hills, NY
 FCO: Willie G. Nunn
- New Jersey 4086-DR**
 JFO: Middletown, NJ
 FCO: Gracia B. Szczech
- Pennsylvania 4149-DR**
 JFO: Harrisburg, PA
 FCO: Steven S. Ward
- North Carolina 4146-DR**
North Carolina 4153-DR
 JFO: Hickory, NC
 FCO: Michael Bolch
- Florida 4138-DR**
 VJFO: Atlanta, GA
 FCO: Terry L. Quarles

FEMA
 MSB-OCIO-AEES
 Enterprise Geospatial
 Information Services (EGIS)
 12/9/2013 - 4:40 PM EST
 Source: FEMA Bulletin Boards DFO/JFO
 Operations: JFO List 12/06/2013

National Weather Forecast



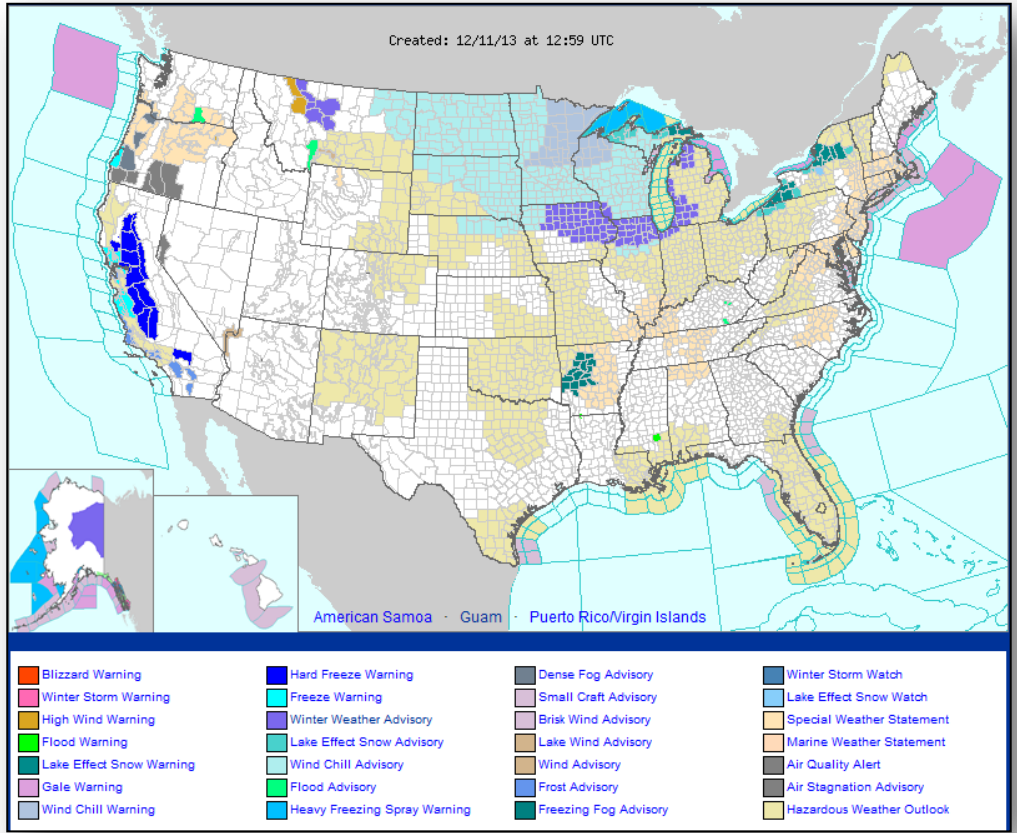
FEMA



Active Watches/Warnings



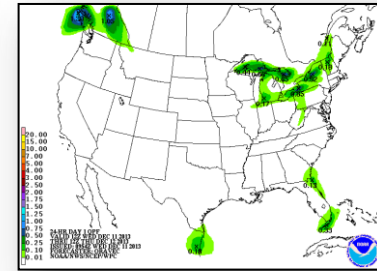
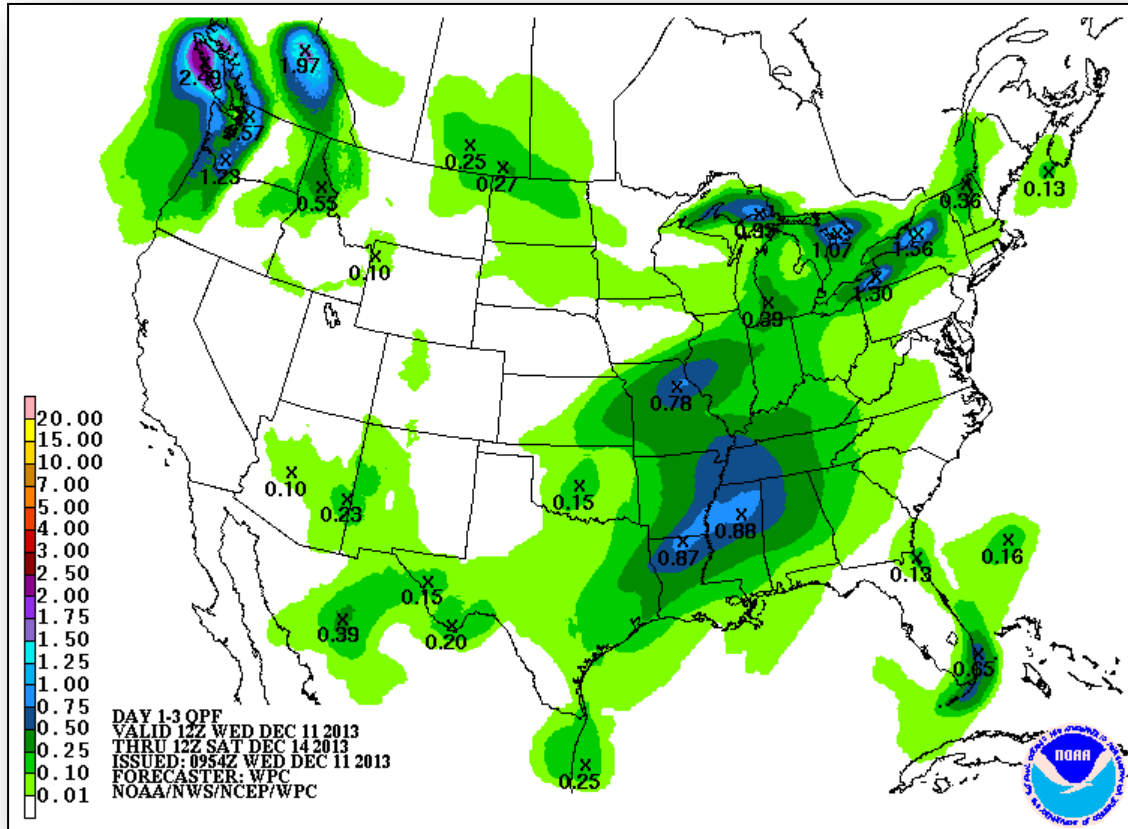
FEMA



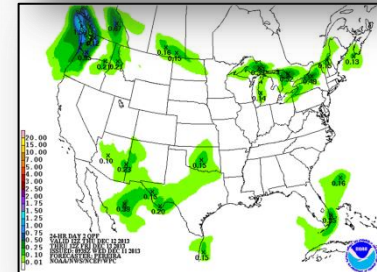
Precipitation Forecast – 3 Day



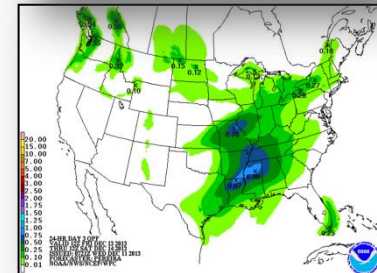
FEMA



Day 1

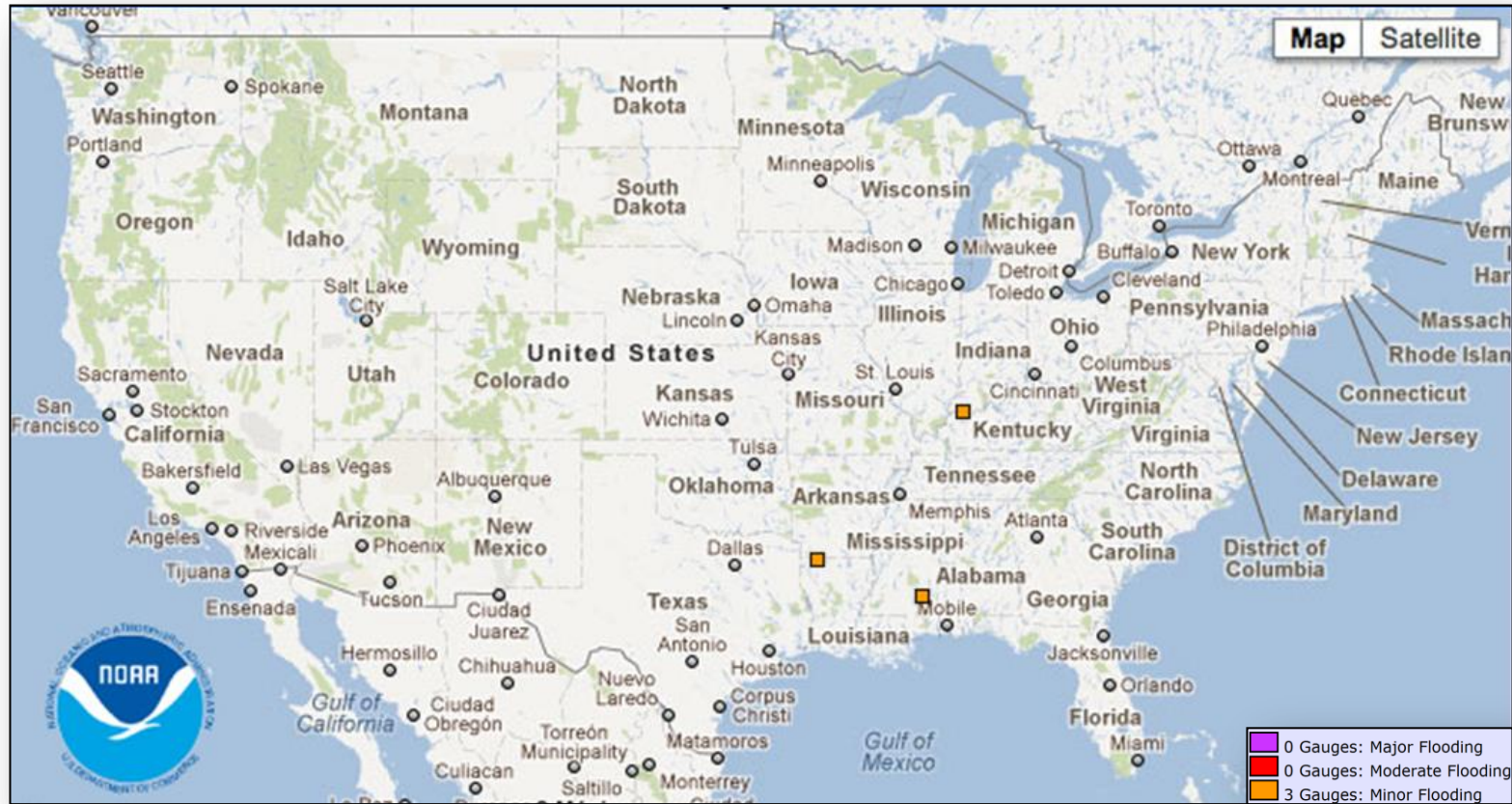


Day 2

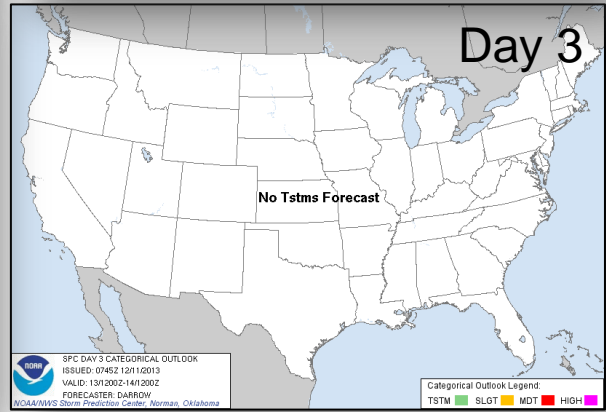
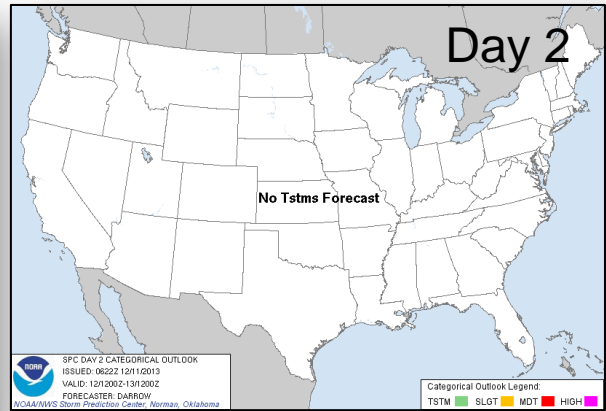
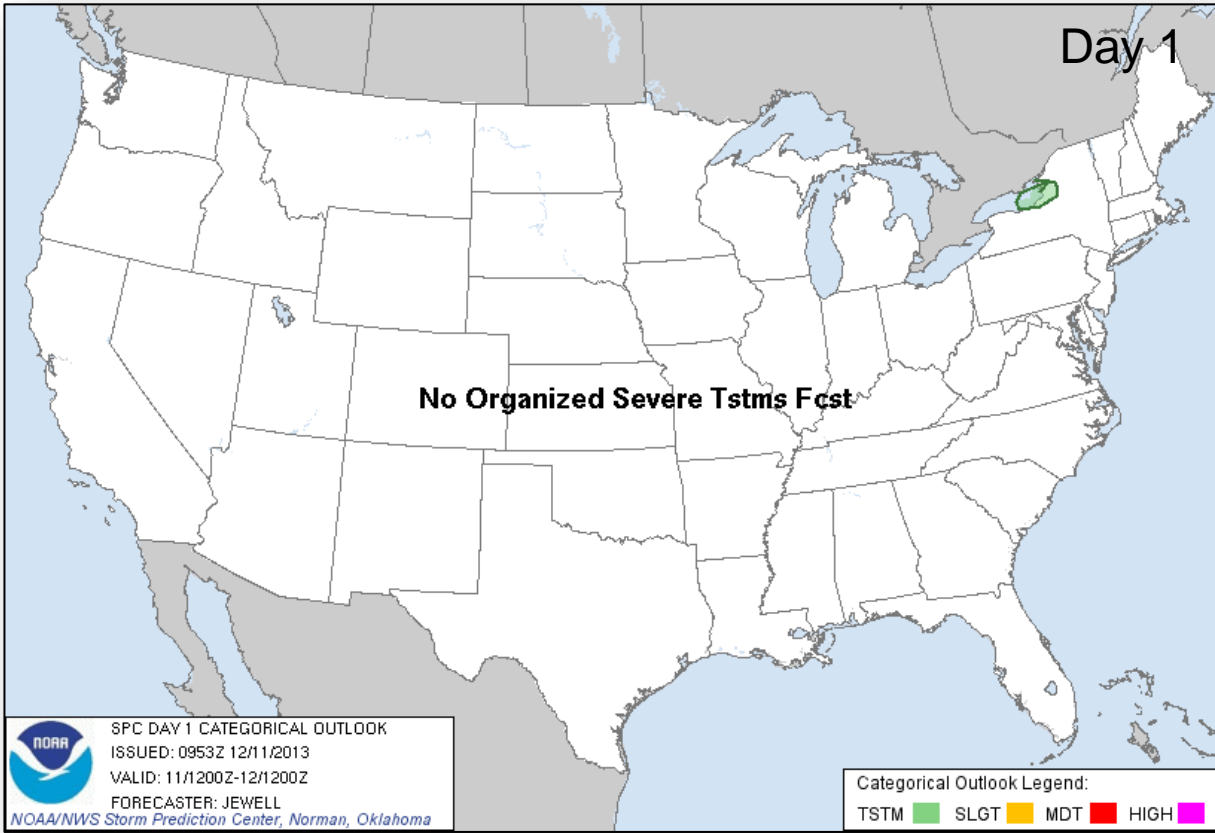


Day 3

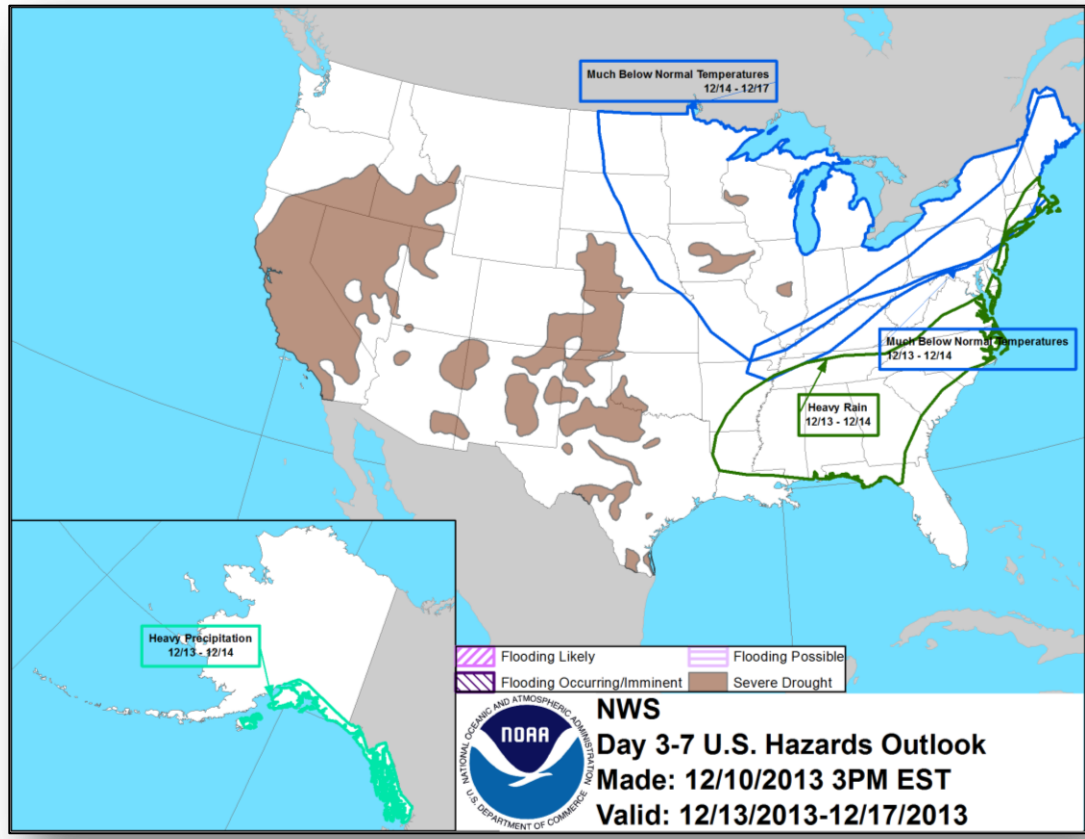
River Forecast – 7 Day



Convective Outlooks Days 1 – 3


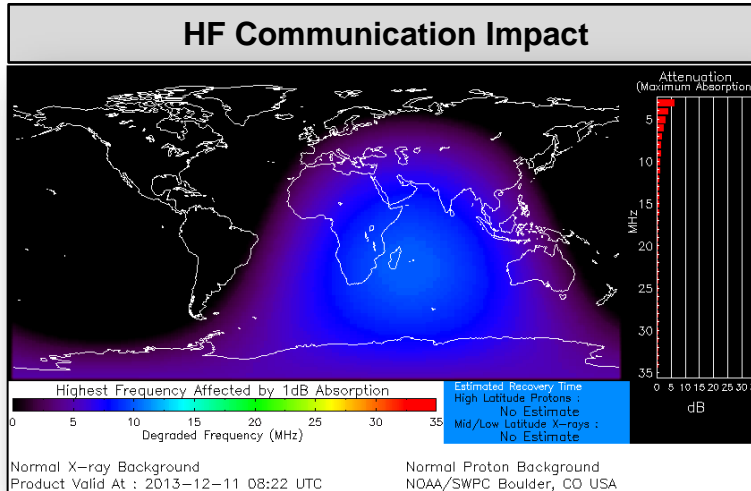


Hazard Outlook: Dec 13 - 17



Space Weather

| NOAA Scales Activity (Range: 1/minor to 5/extreme) | Past 24 Hours | Current | Next 24 Hours |
|---|------------------|---------|------------------|
| Space Weather Activity: | None | None | None |
| • Geomagnetic Storms | None | None | None |
| • Solar Radiation Storms | None | None | None |
| • Radio Blackouts | None | None | None |



FEMA Readiness (Slide 1 of 2)



| Deployable Teams/Assets | | | | | | | | | | | | | | | | | | | | | | | | | | | | | |
|-------------------------|--------------|---------------|------------|------|---------------------|---------------|---------------------|--|--|------------|--------------|---------------|------------|--------|----|---|---|--------|----|---|---|--------|---|---|---|-------------|---|---|---|
| Resource | Status | Total | Available | | Partially Available | Not Available | Deployed/ Activated | Comments | Rating Criterion | | | | | | | | | | | | | | | | | | | | |
| FCO | Red | 40 | 8 | 20% | N/A | 2 | 29 | • Red due to insufficient Type 1 FCO | OFDC Readiness: <table border="1"> <tr> <td>FCO</td> <td>Green</td> <td>Yellow</td> <td>Red</td> </tr> <tr> <td>Type 1</td> <td>3+</td> <td>2</td> <td>1</td> </tr> <tr> <td>Type 2</td> <td>4+</td> <td>3</td> <td>2</td> </tr> <tr> <td>Type 3</td> <td>4</td> <td>3</td> <td>2</td> </tr> <tr> <td>FDRC</td> <td>3</td> <td>2</td> <td>1</td> </tr> </table> | FCO | Green | Yellow | Red | Type 1 | 3+ | 2 | 1 | Type 2 | 4+ | 3 | 2 | Type 3 | 4 | 3 | 2 | FDRC | 3 | 2 | 1 |
| FCO | Green | Yellow | Red | | | | | | | | | | | | | | | | | | | | | | | | | | |
| Type 1 | 3+ | 2 | 1 | | | | | | | | | | | | | | | | | | | | | | | | | | |
| Type 2 | 4+ | 3 | 2 | | | | | | | | | | | | | | | | | | | | | | | | | | |
| Type 3 | 4 | 3 | 2 | | | | | | | | | | | | | | | | | | | | | | | | | | |
| FDRC | 3 | 2 | 1 | | | | | | | | | | | | | | | | | | | | | | | | | | |
| FDRC | Green | 9 | 4 | 44% | 0 | 0 | 5 | | | | | | | | | | | | | | | | | | | | | | |
| US&R | Green | 28 | 26 | 92% | 2 | 0 | 0 | <ul style="list-style-type: none"> NV-TF1 (Yellow/Conditional) NM-TF1 (Yellow/Conditional) | <ul style="list-style-type: none"> Green = Available/FMC Yellow = Available/PMC Red = Out-of-Service Blue = Assigned/Deployed | | | | | | | | | | | | | | | | | | | | |
| National IMAT | Green | 3 | 3 | 100% | 0 | 0 | 1 | | <ul style="list-style-type: none"> Green: 3 avail Yellow: 1 avail Red: 0 avail <i>Individual N-IMAT red if 50% of Section Chiefs and/or Team Leader is unavailable for deployment.</i> | | | | | | | | | | | | | | | | | | | | |
| Regional IMAT | Yellow | 13 | 5 | 38% | 0 | 1 | 7 | <ul style="list-style-type: none"> Deployed team locations: PA, NC, IL, NM, KS, SD, CO | <ul style="list-style-type: none"> Green: > 6 avail Yellow: 4 -6 teams available Red: > 8 teams deployed/unavailable <i>R-IMAT also red if TL Ops/Log Chief is unavailable and has no qualified replacement.</i> | | | | | | | | | | | | | | | | | | | | |
| MCOV | Green | 55 | 50 | 90% | 0 | 2 | 3 | <ul style="list-style-type: none"> 2 in CO; 1 in OK | <ul style="list-style-type: none"> Green = Available/FMC Yellow = Available/PMC Red = Out-of-Service Blue = Assigned/Deployed | | | | | | | | | | | | | | | | | | | | |

FEMA Readiness (Slide 2 of 2)



National/Regional Teams

| Resource | Status | Total | Available | | Partially Available | Not Available | Deployed/ Activated | Comments | Rating Criterion |
|-----------|--------|-------|-----------|------|---------------------|---------------|---------------------|---|---|
| NWC | Green | 5 | 5 | 100% | 0 | 0 | Steady State | | <ul style="list-style-type: none"> • Green = FMC • Yellow = PMC • Red = NMC |
| NRCC | Green | 0 | 136 | 100% | 0 | 0 | Not Activated | • NRCC# represents FEMA personnel on Roster | |
| HLT | Green | 1 | 1 | 100% | 0 | 0 | Not Activated | | |
| DEST | Green | | | | | | Not Activated | | |
| RRCCs | Green | 10 | 10 | 100% | 0 | 0 | Not Activated | | |
| RWCs/MOCs | Green | 10 | 10 | 100% | 0 | 0 | 24/7 | | |

OFDC Cadre Member Status

Federal Coordinating Officer

| Total | Deployed | Detailed | Not Available | Available | Cadre Status |
|-----------------|----------|----------|---------------|-----------|--------------|
| 40 | 29 | 1 | 2 | 8 | |
| Total Available | Type 1 | Type 2 | Type 3 | Type 4 | |
| 8* | 1 | 5 | 2 | 0 | |

* All Type 1 FCOs are available unless deployed to a Level 1 event

Federal Disaster Recovery Coordinator

| Total | Deployed | Assigned | Available | Status |
|-------|----------|----------|-----------|--------|
| 9 | 5 | 4 | 4 | |

As of: 12/4/2013

MCOV Fleet / Deployment Status



| MCOV FLEET STATUS | | | | | | MCOV DISASTER SUPPORT DEPLOYMENTS | | | | | |
|--|----------------|---------------|--------------------|----------|-------------|-----------------------------------|----------|----------|-----------|--------------|--------|
| Location | Units Assigned | Available FMC | Deployed Committed | PMC | Unavailable | DR-State | OPCON | En Route | Unit Prep | Open Request | Notes: |
| MERS Maynard | 3 | 3 | 0 | | | DR-4145-CO | 2 | | | | |
| MERS Frederick | 8 | 8 | 0 | | | EM-OK | 1 | | | | |
| MERS Thomasville | 14 | 13 | 1 | | | | | | | | |
| DC Ft Worth | 20 | 16 | 2 | | 2 | | | | | | |
| MERS Denver | 2 | 2 | 0 | | | | | | | | |
| MERS Bothell | 4 | 4 | 0 | | | | | | | | |
| Sacramento | 4 | 4 | 0 | | | | | | | | |
| TOTAL | 55 | 50 | 3 | 0 | 2 | TOTAL | 3 | 0 | 0 | 0 | |
| Units in route for turn-in included in above totals. | | | | | | | | | | | |

| | |
|---------------------------|-----------|
| Fully Mission Capable | 53 |
| Partially Mission Capable | 0 |
| Non-Mission Capable | 2 |
| Total Not Deployed | 52 |

IMAT Status



| National Teams | | | | | |
|----------------|--------|-------------|--------|-------------|--------|
| Team | Status | Team | Status | Team | Status |
| Blue/White/Red | | East | | West | |
| Regional Teams | | | | | |
| Team | Status | Team | Status | Team | Status |
| Region I | | Region V | IL | Region VIII | SD |
| Region II | | Region VI-1 | | Region IX-1 | |
| Region III | PA | Region VI-2 | NM | Region IX-2 | CO |
| Region IV-1 | | Region VII | KS | Region X | |
| Region IV-2 | NC | | | | |

= Available/Mission Capable
 = Available/Partially Mission Capable

= Assigned/Deployed
 = Not Mission Capable

Urban Search & Rescue



| INCIDENT SUPPORT TEAMS (Red-White-Blue) – Monthly On Call Rotation | | | | | | | | | | | |
|--|-----------|--------|-------------|---------|-----------|------|--------|------|-----|-----|-----|
| JAN | FEB | MAR | APR | MAY | JUN | JUL | AUG | SEP | OCT | NOV | DEC |
| WEST | | | | CENTRAL | | | | EAST | | | |
| Team | Status | Team | Status | Team | Status | Team | Status | | | | |
| CA-TF1 | Available | AZ-TF1 | Available | FL-TF1 | Available | | | | | | |
| CA-TF2 | Available | CO-TF1 | Available | FL-TF2 | Available | | | | | | |
| CA-TF3 | Available | IN-TF1 | Available | MA-TF1 | Available | | | | | | |
| CA-TF4 | Available | MO-TF1 | Available | MD-TF1 | Available | | | | | | |
| CA-TF5 | Available | NE-TF1 | Available | NY-TF1 | Available | | | | | | |
| CA-TF6 | Available | NM-TF1 | Conditional | PA-TF1 | Available | | | | | | |
| CA-TF7 | Available | NV-TF1 | Conditional | VA-TF1 | Available | | | | | | |
| CA-TF8 | Available | TN-TF1 | Available | VA-TF2 | Available | | | | | | |
| WA-TF1 | Available | TX-TF1 | Available | OH-TF1 | Available | | | | | | |
| | | UT-TF1 | Available | | | | | | | | |

= Available/Mission Capable
 = Available/Partially Mission Capable

= Assigned/Deployed
 = Out-of-Service

RRCC / Regional Watch Center Status



| Region | RRCC | Regional Watch Center |
|--------|---------------|-----------------------|
| I | Not Activated | Maynard MOC (24/7) |
| II | Not Activated | 24/7 |
| III | Not Activated | 24/7 |
| IV | Not Activated | 24/7 |
| V | Not Activated | 24/7 |
| VI | Not Activated | Denton MOC (24/7) |
| VII | Not Activated | 24/7 |
| VIII | Not Activated | Denver MOC (24/7) |
| IX | Not Activated | 24/7 |
| X | Not Activated | Bothell MOC (24/7) |

■ = Not Mission Capable

■ = Available/Partially Mission Capable

■ = Available/Mission Capable

National Team Status



| Team/Status | Current Location | Remarks |
|-----------------------|---------------------------|---------------------|
| National Watch Center | Washington, DC | Watch/Steady State |
| NRCC | Washington, DC | Not Activated |
| HLT | Miami, FL | Not Activated |
| DEST | Washington, DC | Not Activated |
| Mission Capable | Partially Mission Capable | Not Mission Capable |



FEMA

FEMA's mission is to support our citizens and first responders to ensure that as a nation we work together to build, sustain, and improve our capability to prepare for, protect against, respond to, recover from, and mitigate all hazards.