



FEMA

Daily Operations Briefing

Monday, April 11, 2016

8:30 a.m. EDT

Significant Activity: April 8-11



Significant Events: None

Significant Weather:

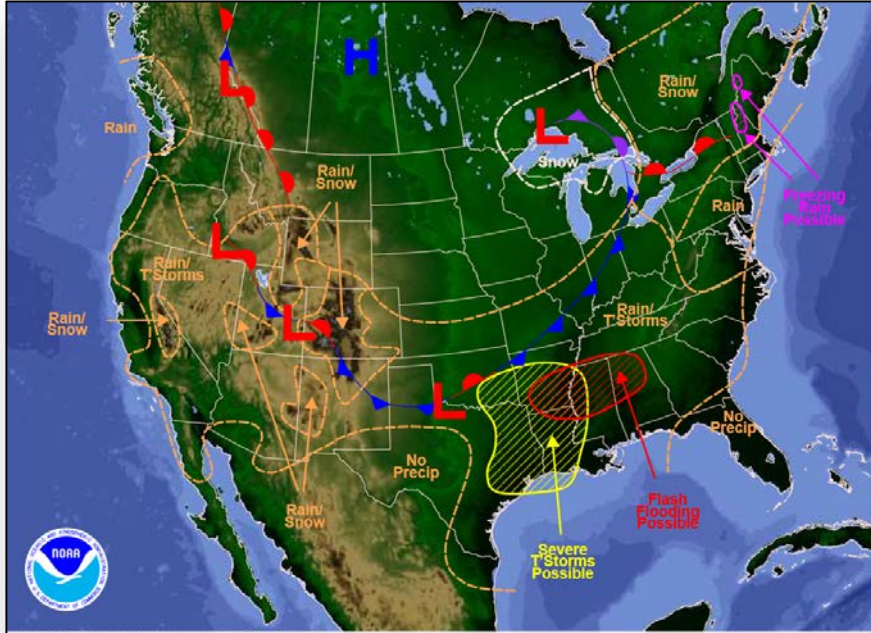
- Severe thunderstorms – Southern Plains and Lower Mississippi Valley
- Flash flooding – Lower Mississippi Valley to Tennessee Valley
- Rain and thunderstorms – Pacific Northwest to Mid-Atlantic, Southern CA to Southeast
- Rain and snow – Sierras; portions of Central Great Basin, Southwest and Rockies
- Red Flag Warnings – None
- Elevated Fire Weather – TX
- Space weather – No space weather storms observed past 24 hours; no space weather storms predicted next 24 hours

Tropical Activity: No activity affecting the U.S. or its territories

Earthquake Activity: No significant activity

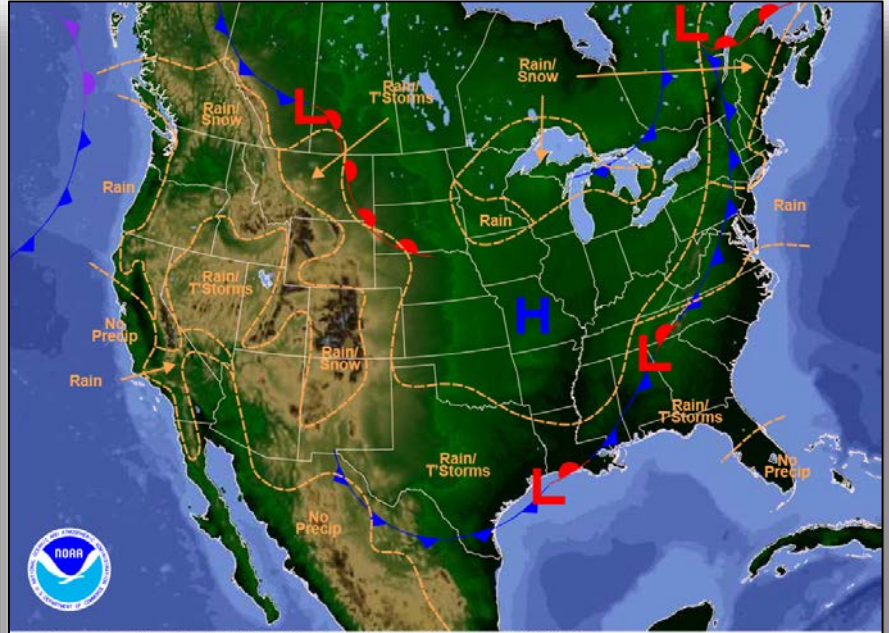
Declaration Activity: None

National Weather Forecast



Weather Forecast for Mon, Apr 11, 2016, issued 4:23 AM EDT
DC/NOAA/NWS/NCEP/Weather Prediction Center
Prepared by McCreynolds based on WPC, SPC and NHC forecasts

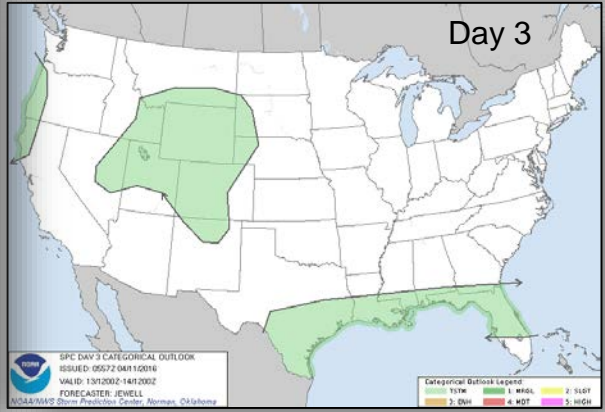
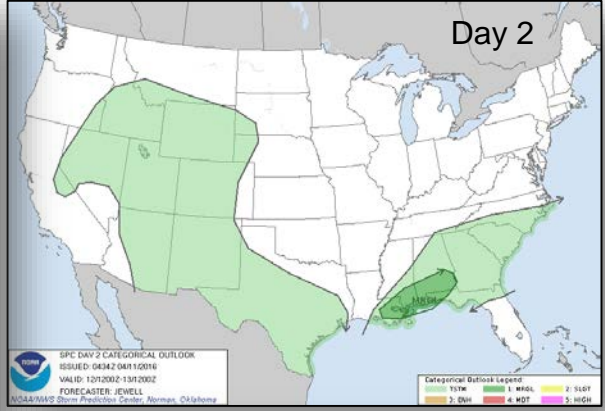
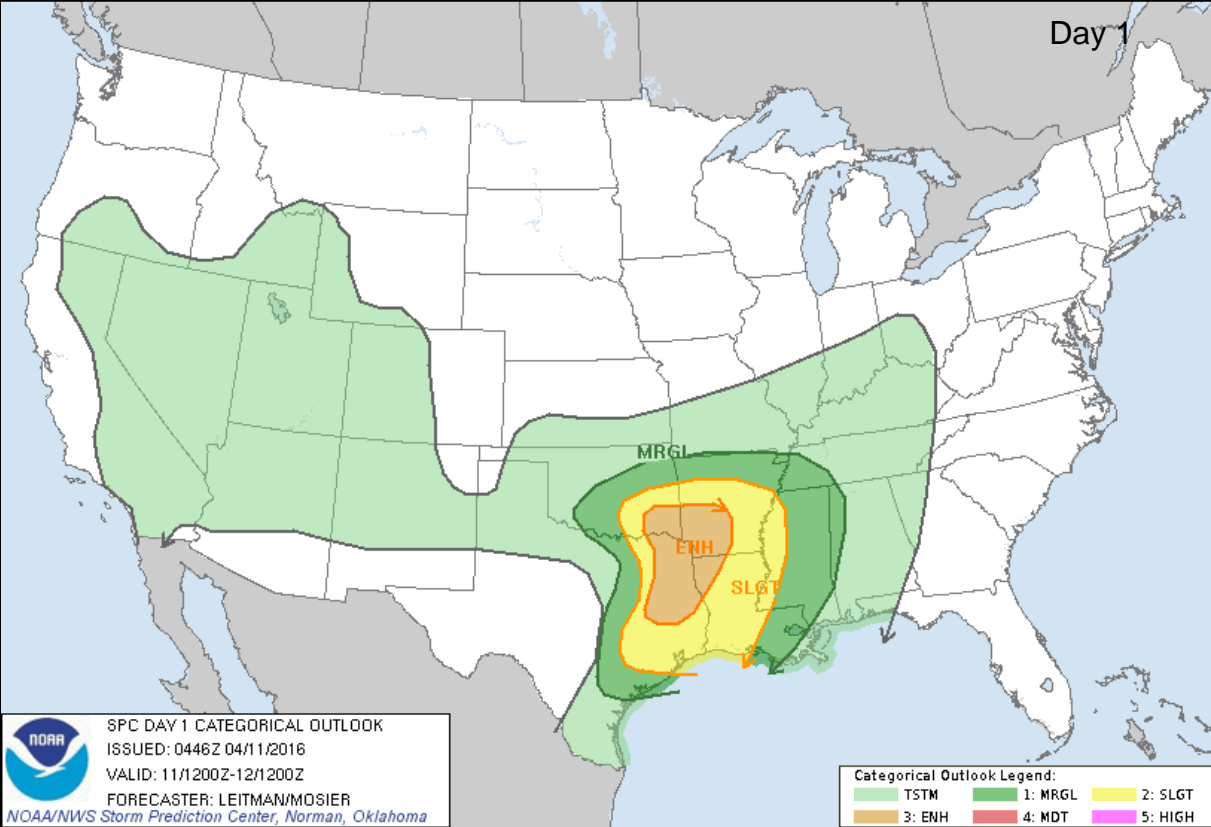
Today



Weather Forecast for Tue, Apr 12, 2016, issued 4:26 AM EDT Mon, Apr 11, 2016
DC/NOAA/NWS/NCEP/Weather Prediction Center
Prepared by McCreynolds based on WPC, SPC and NHC forecasts

Tomorrow

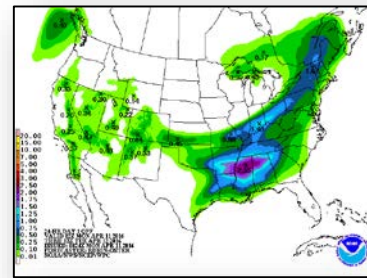
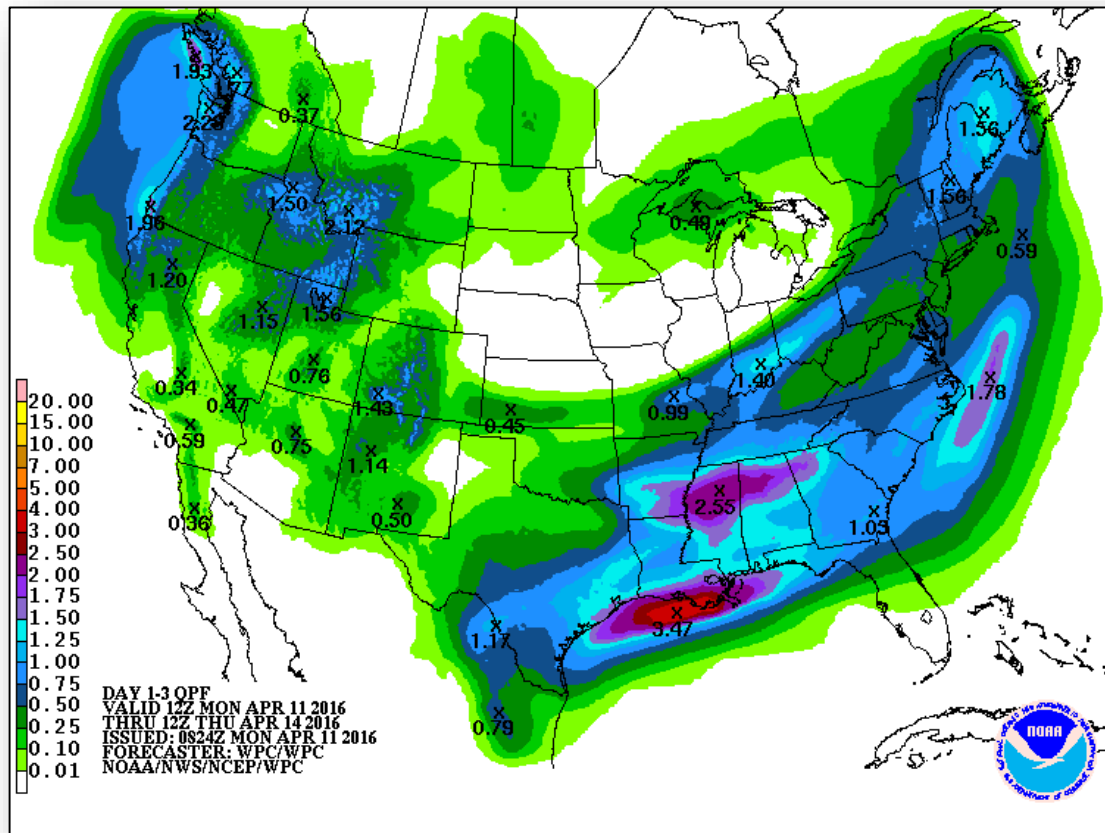
Convective Outlook Days 1-3



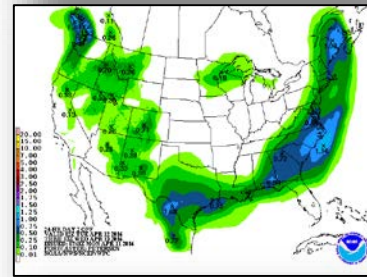
Precipitation Forecast, 1-3 Day



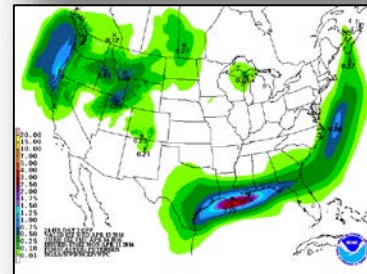
FEMA



Day 1

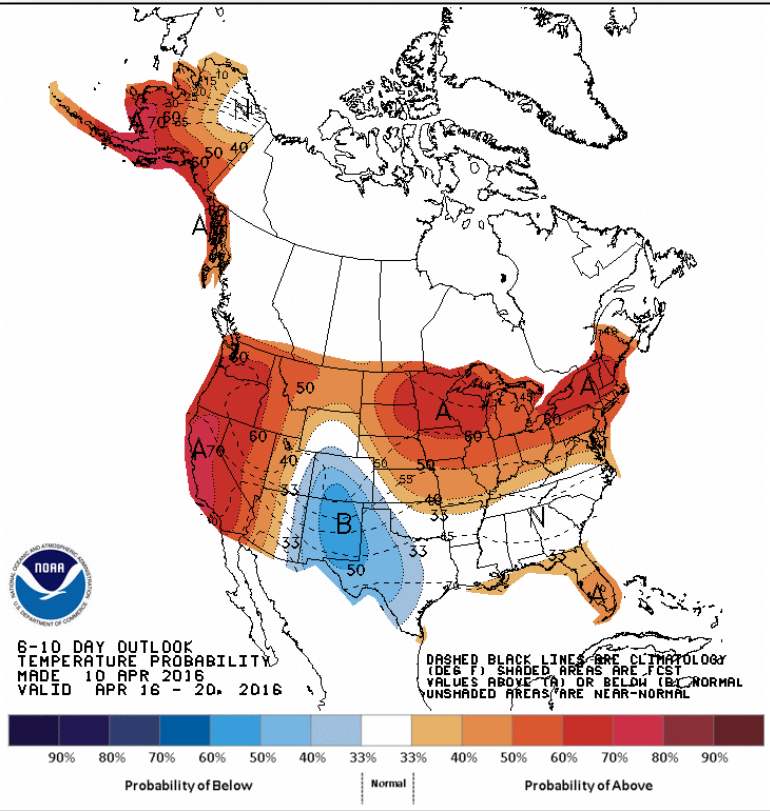


Day 2

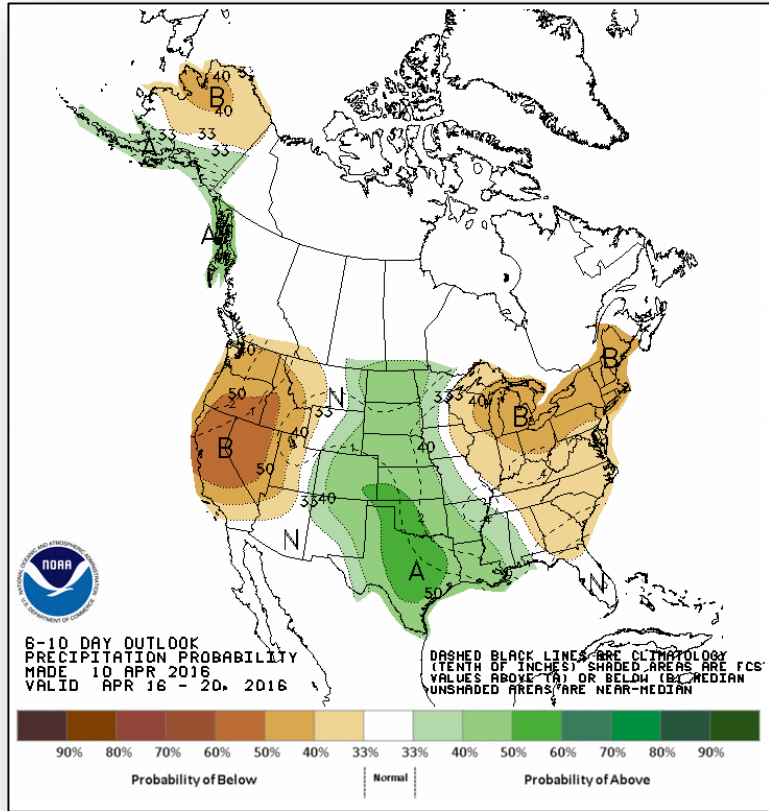


Day 3

6-10 Day Outlooks



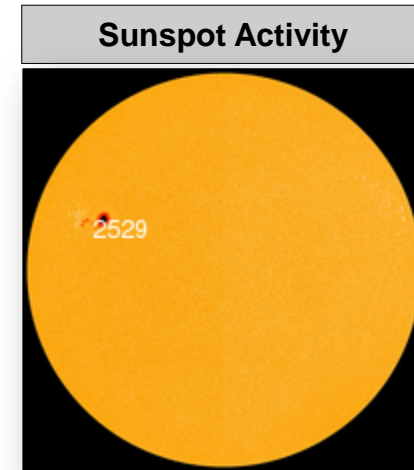

Temperature Probability



Precipitation Probability

Space Weather

	Past 24 Hours	Current	Next 24 Hours
Space Weather Activity	None	None	None
Geomagnetic Storms	None	None	None
Solar Radiation Storms	None	None	None
Radio Blackouts	None	None	None

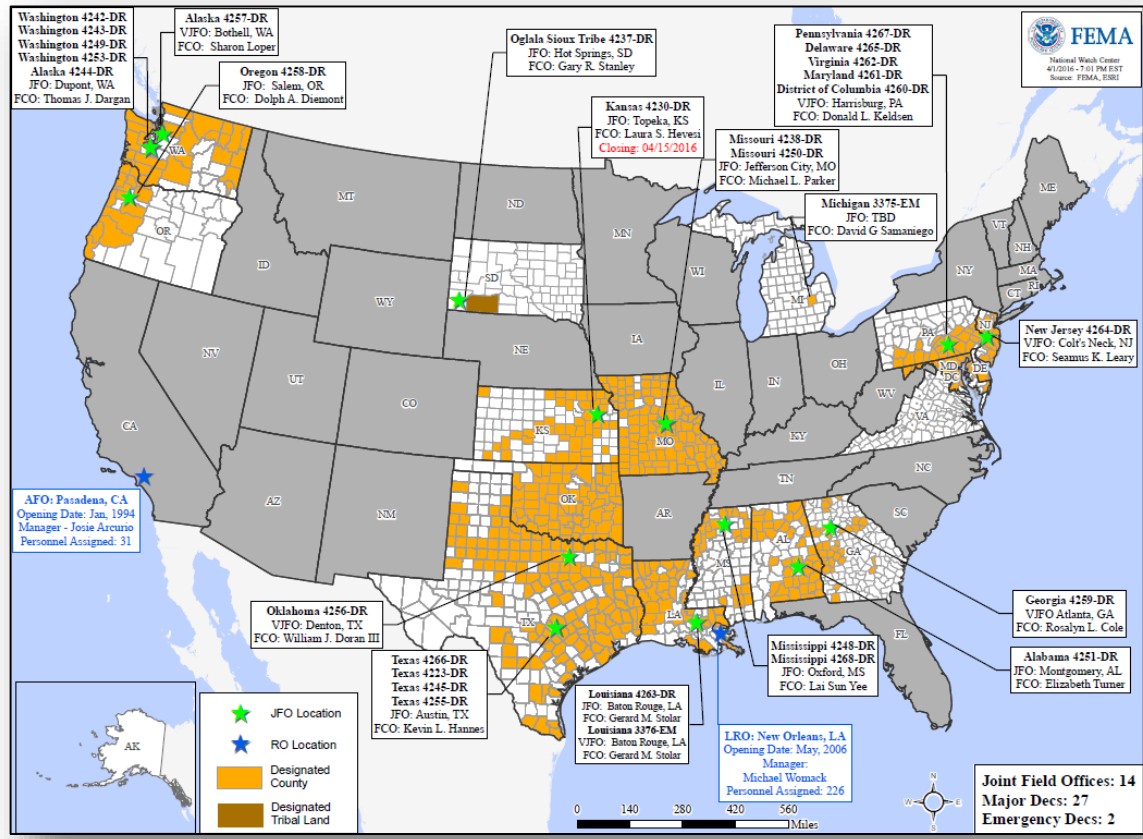


Disaster Requests & Declarations



Declaration Requests in Process		Requests APPROVED (since last report)	Requests DENIED (since last report)
3	Date Requested	0	0
LA – DR Flooding	March 2, 2016		
Marshall Islands – Severe Drought <i>*This request was made pursuant to the Compact of Free Association</i>	April 1, 2016		
IL – DR Severe Storms and Flooding (Appeal)	April 8, 2016		

Open Field Offices as of April 11, 2016



Joint Preliminary Damage Assessments



Region	State / Location	Event	IA/PA	Number of Counties		Start – End
				Requested	Complete	
V	IL	Severe Storms & Flooding December 23, 2015 – January 13, 2016	PA	8	8	4/4 – 4/6
VI	LA	Spring Flooding March 8 – Continuing	IA	10	10	3/23 – 4/4
			PA	11	11	4/4 – 4/7

FEMA Readiness – Deployable Teams/Assets



Deployable Teams/Assets									
Resource	Status	Total	FMC Available		Partially Available	Not Available	Detailed, Deployed, Activated	Comments	Rating Criterion
FCO	Yellow	34	15	44%	0	1	18		OFDC Readiness: FCO Green Yellow Red Type 1 3+ 2 1 Type 2 4+ 3 2 Type 3 4 3 2 FDRC 3 2 1
FDRC	Green	9	6	67%	0	0	3		
US&R	Green	27	27	100%	0	0	0		<ul style="list-style-type: none"> Green = Available/FMC Yellow = Available/PMC Red = Out-of-Service Blue = Assigned/Deployed
National IMAT	Yellow	3	2	67%	0	0	1	National IMAT West deployed to LA (4263-LA)	<ul style="list-style-type: none"> Green: 3 avail Yellow: 1-2 avail Red: 0 avail (<i>Individual N-IMAT red if 50% of Section Chiefs and/or Team Leader is unavailable for deployment.</i>)
Regional IMAT	Red	13	3	23%	0	1	9	Deployed: RI to LA (4263-LA) RII to TX (4266-TX) RIII to PA (4260-DC; 4261-MD; 4262-VA; 4265-DE; 4267-PA) RIV Team 2 to MS (4248-DR) RV to MI (3375-MI) RVI Team 1 to TX (4266-TX); Team 2 to LA (4263-LA) RVIII to LA (4263-LA) RIX Team 2 to OR (4258-OR) Not Mission Capable: RVII Reconstituting through 4/15	<ul style="list-style-type: none"> Green: 7 or more avail Yellow: 4 - 6 teams available Red: > 8 teams deployed/unavailable R-IMAT also red if TL Ops/Log Chief is unavailable & has no qualified replacement
MERS Teams	Green	18	12	67%	0	0	6	Deployed: Denton: 2 teams to LA, 1 team to TX Denver: 3 teams to TX	<ul style="list-style-type: none"> Green = >66% available Yellow = 33% to 66% available Red = <33% available

FEMA Readiness – National/Regional Teams



National/Regional Teams									
Resource	Status	Total	FMC Available		Partially Available	Not Available	Status	Comments	Rating Criterion
NWC		5	5	100%	0	0	Not Activated		<ul style="list-style-type: none"> • Green = FMC • Yellow = PMC • Red = NMC
NRCC		2	344	89%	0	44	Not Activated		
HLT		1	N/A	N/A	0	0	Not Activated		
DEST							Not Activated		
RRCCs		10	10	100%	0	0	Not Activated		
RWCs/MOCs		10	10	100%	0	0	Not Activated		

Regional Back-up Slide



Criteria	Definition	Weighting			FEMA Region									
					I	II	III	IV	V	VI	VII	VIII	IX	X
All-Hazard Threats	Likelihood of imminent disaster that will exhaust the staffing resources of the region.	Steady State (15)	Localized (9)	Multiple (3)	15	15	15	9	9	9	9	9	15	9
Personnel Capabilities (IMAT, ERT, DA Work Force, etc.)	Availability of the extra staff resources.	Multiple Teams (10)	Extra Team (6)	<1 Full Team (2)	2	2	2	6	2	2	2	2	6	6
Number of JFOs Open in Region	Number of open or potential JFOs within the region that require staffing over the next 2 weeks relative to the number of states in the region.	≤ 25% (5)	≤ 50% ≥ (3)	≥ 75% (1)	5	5	5	3	5	3	3	5	5	1
Number of Disasters/ Emergencies in the Region	Number of active or potential disasters/emergencies being worked within the region that require staffing over the next 2 weeks relative to the number of states in the region.	≤ 25% (10)	≤ 50% ≥ (6)	≥ 75% (2)	10	10	2	6	10	2	2	10	10	2
		Totals			32	32	24	24	26	16	16	26	36	18

Regions IX, I, II



FEMA

FEMA's mission is to support our citizens and first responders to ensure that as a nation we work together to build, sustain, and improve our capability to prepare for, protect against, respond to, recover from, and mitigate all hazards.