

The Disaster Center is dedicated to the idea that disaster mitigation is cost effective and individuals pursuing their own interest are the greatest potential force for disaster reduction.

Please consider making a small donation to the Disaster Center



When disaster mitigation is cost effective, we are on the road to bringing disasters to an end.



FEMA

Daily Operations Briefing

Sunday, June 23, 2019

8:30 a.m. EDT

Significant Activity – June 22-23



FEMA

Significant Events:

- Flooding – Central U.S. *(Updated weekly on Wednesdays)*

Tropical Activity:

- Atlantic – No activity affecting U.S. interests
- Eastern Pacific – Disturbance 1: **High (70%)** – No threat to U.S. interests
- Central Pacific – No activity affecting U.S. interests
- Western Pacific – No activity affecting U.S. interests

Significant Weather:


- **Severe Thunderstorms Possible** – Southern Plains to Middle/Lower Mississippi valleys
- **Heavy Rain and Flash Flooding Possible** – Southern Plains, Mississippi Valleys, and Great Lakes

Declaration Activity: **None**

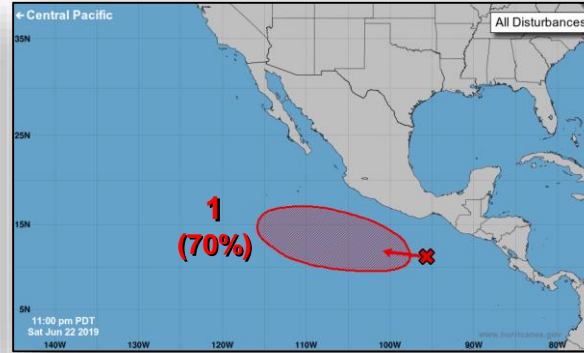
Tropical Outlook – Five Day



FEMA



Central Pacific



Eastern Pacific



Atlantic

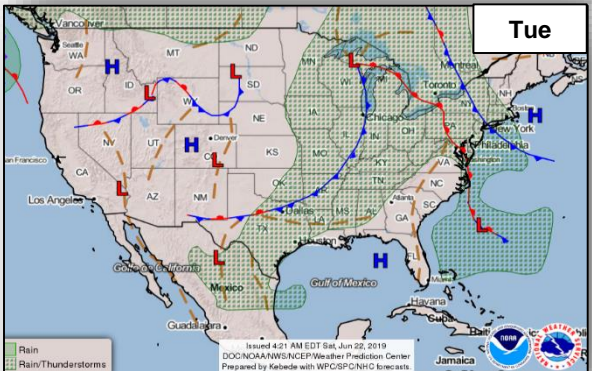
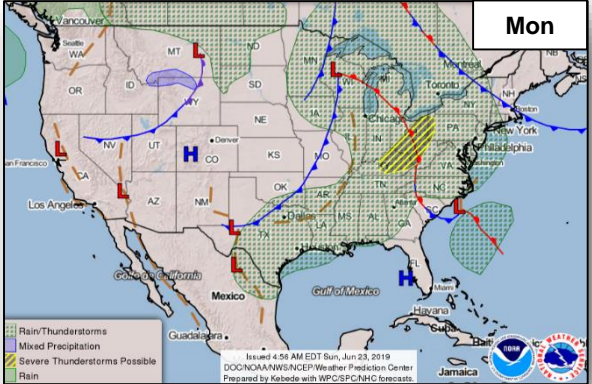
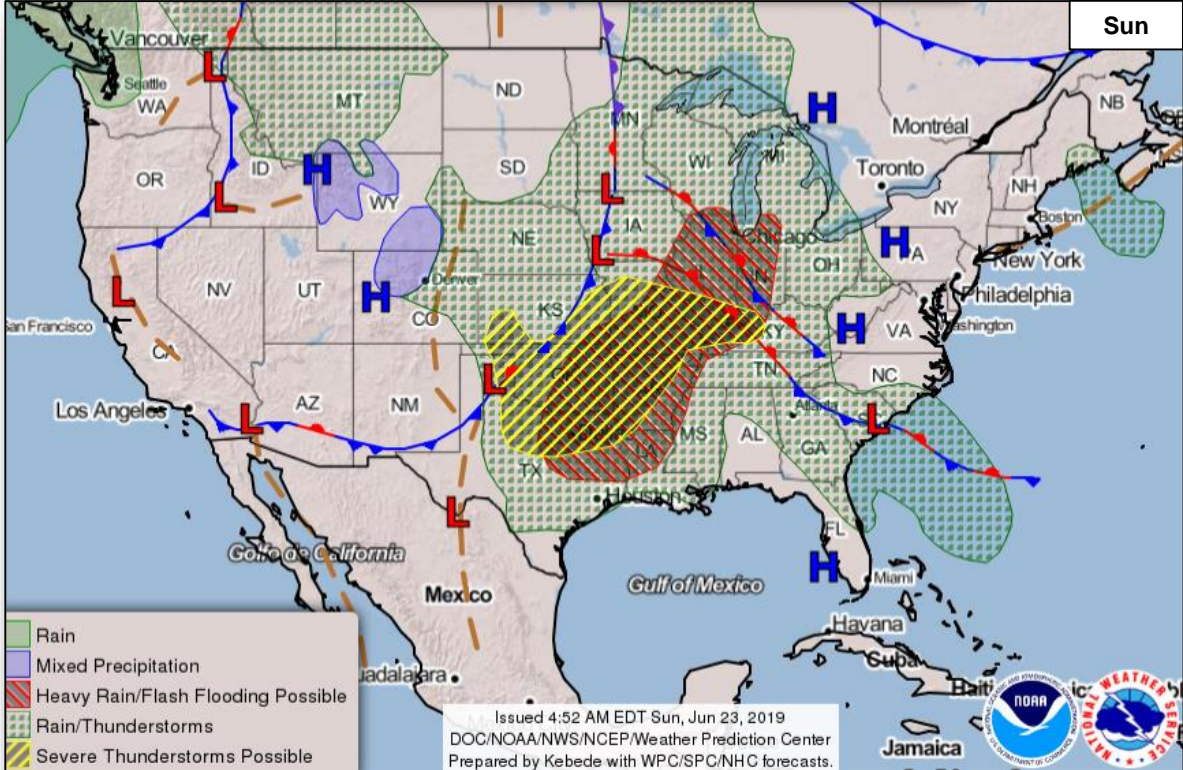
Disturbance 1 (as of 2:00 a.m. EDT)

- Located south-southwest of the Gulf of Tehuantepec
- Expected to form in a couple of days
- Formation chance through 48 hours: Low (30%)
- Formation chance through 5 days: High (70%)
- No threat to U.S. interests

National Weather Forecast



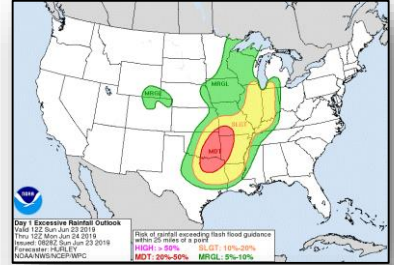
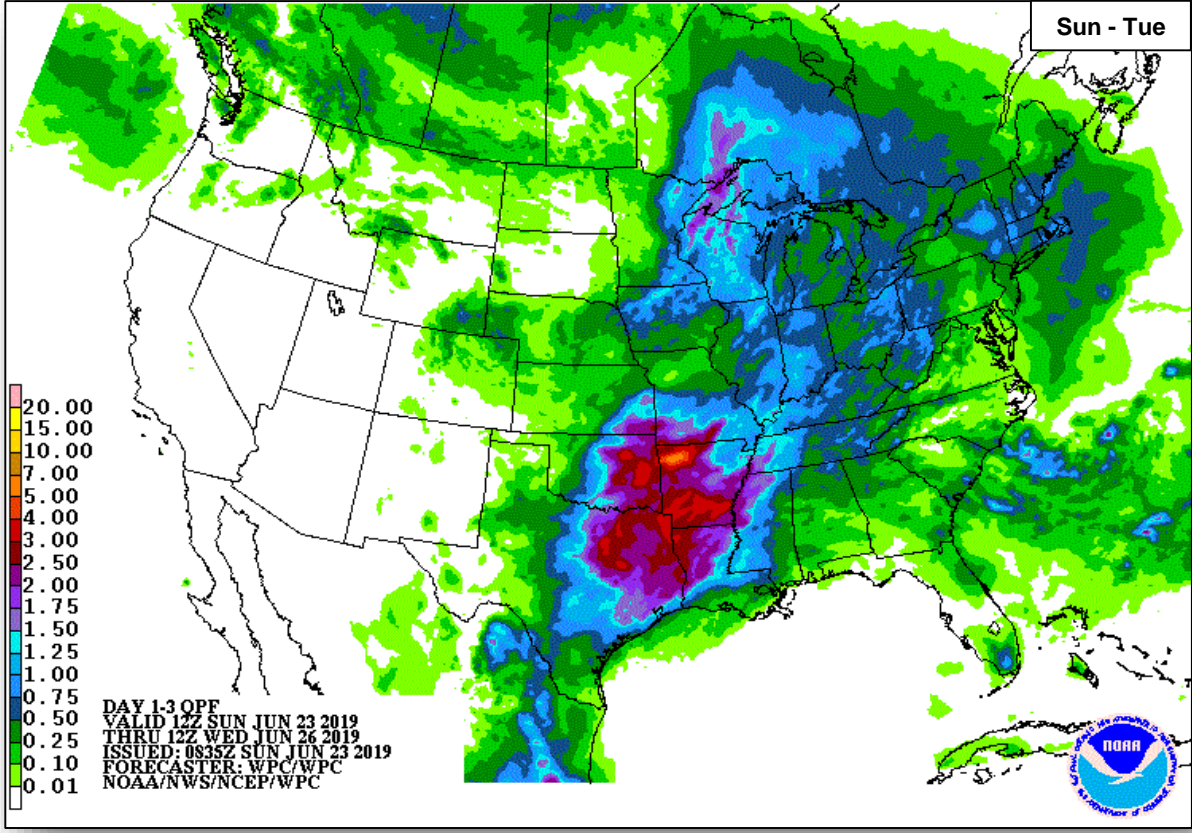
FEMA



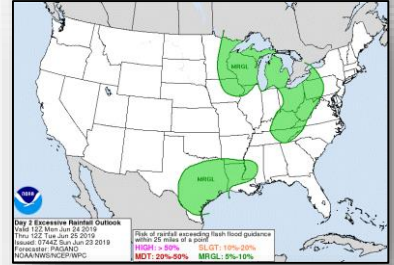
Precipitation Forecast



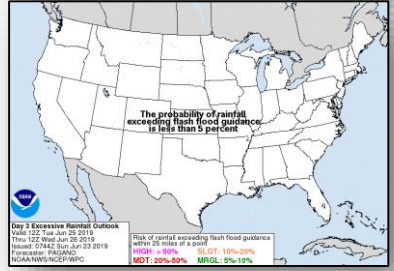
FEMA



Sun



Mon

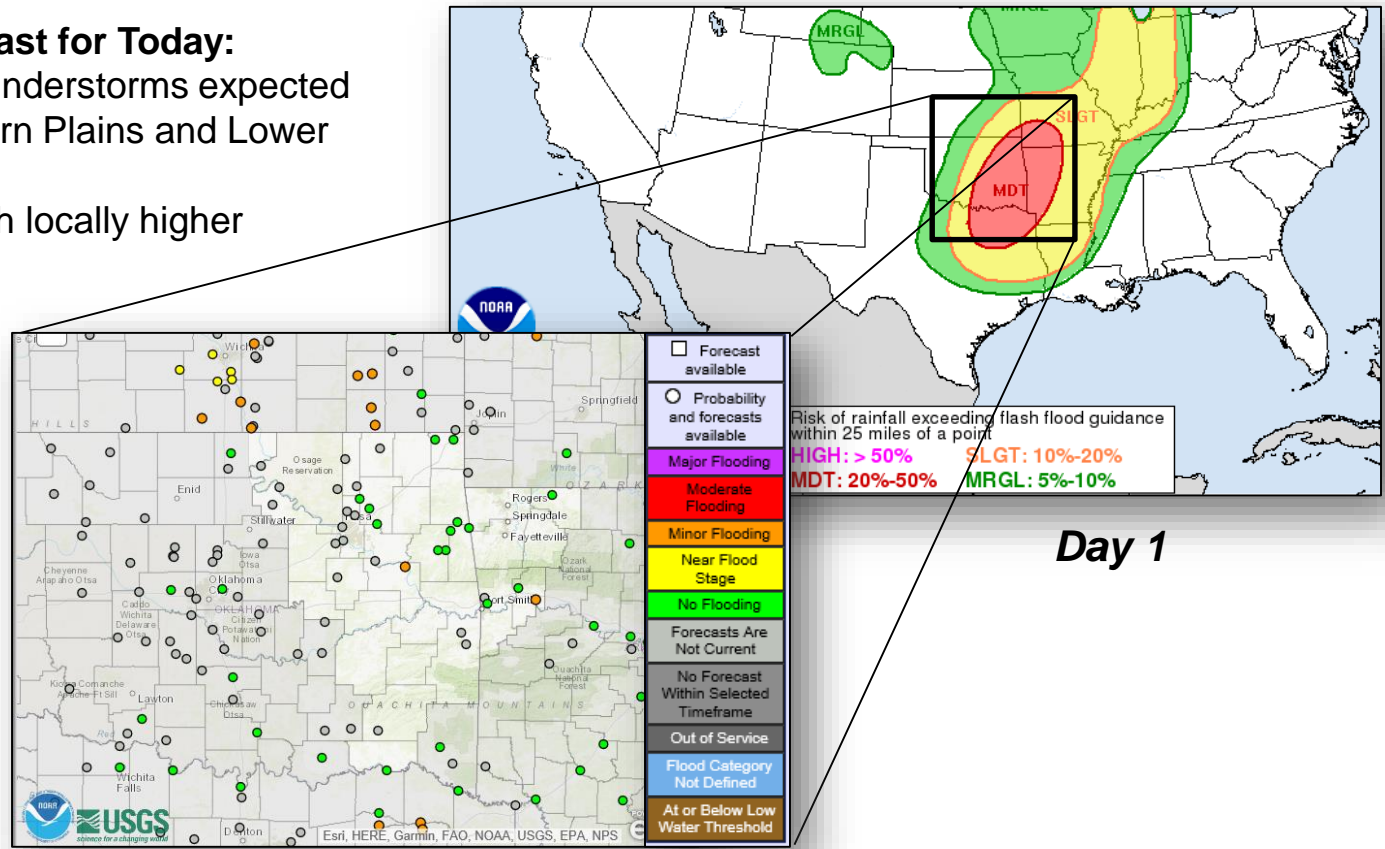


Tue

Excessive Rainfall – Lower MS Valley



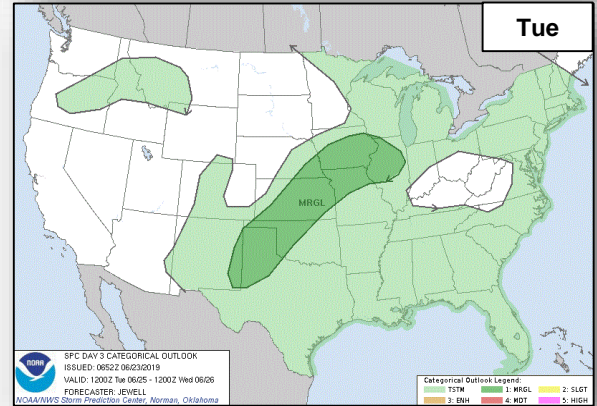
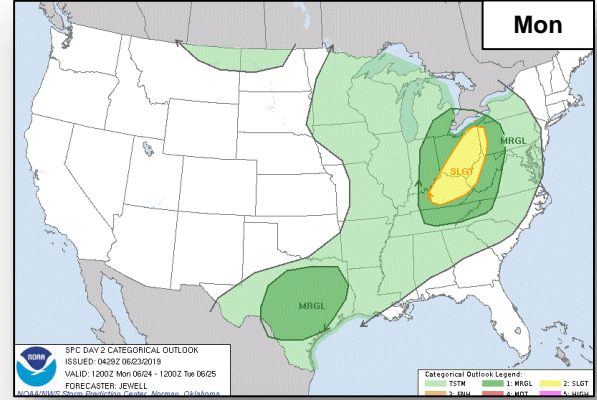
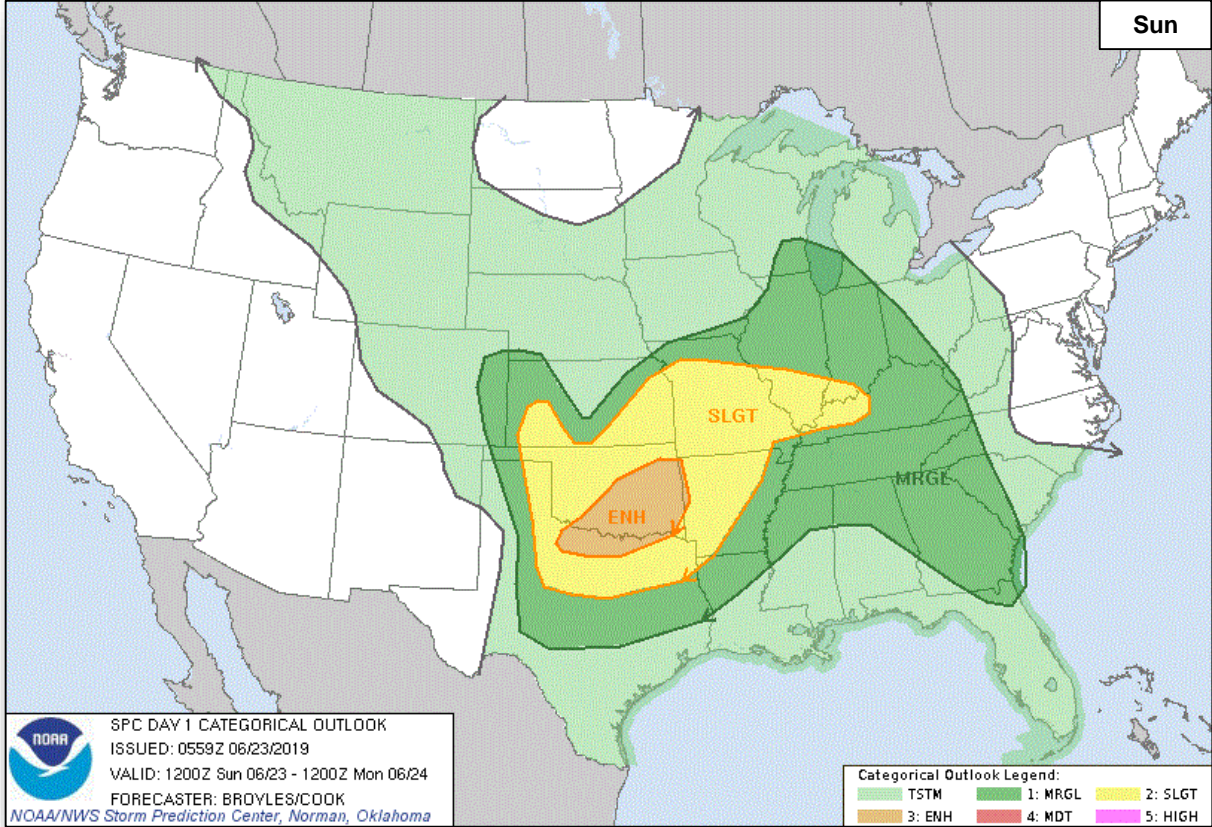
- Significant Rainfall Forecast for Today:**
- Scattered showers & thunderstorms expected in portions of the Southern Plains and Lower Mississippi Valley
 - 1-3 inches expected, with locally higher amounts
 - Flood gauges in the Moderate Risk area are not forecast to increase significantly



Severe Weather Outlook



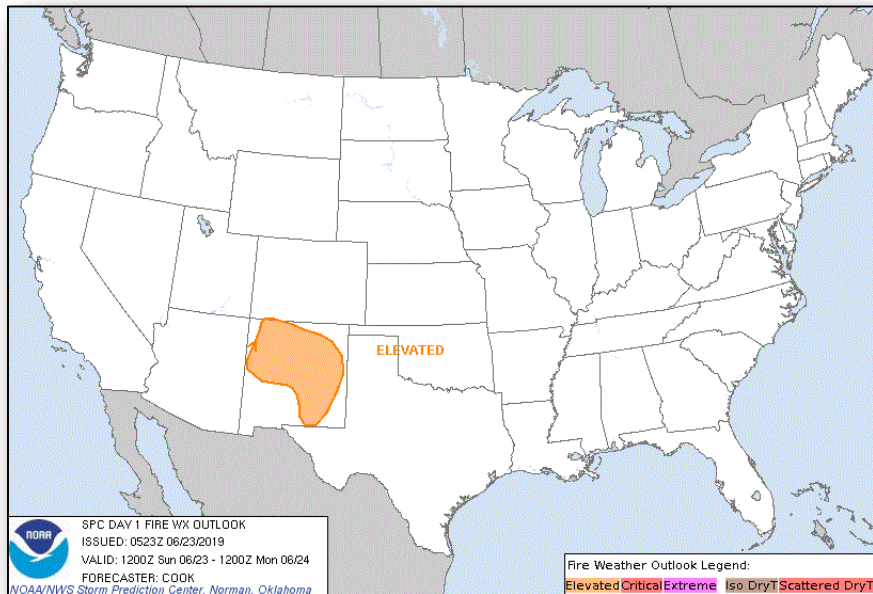
FEMA



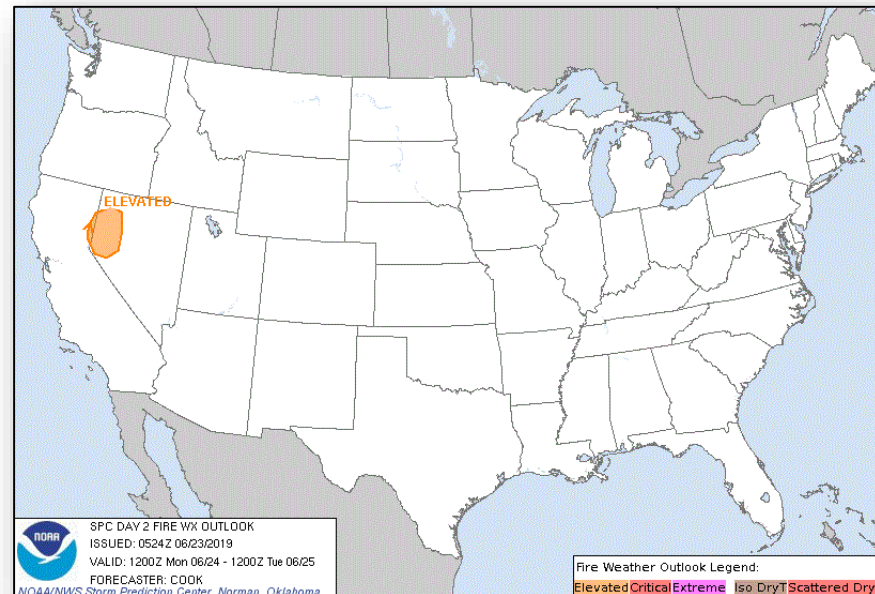
Fire Weather Outlook



FEMA



Sunday

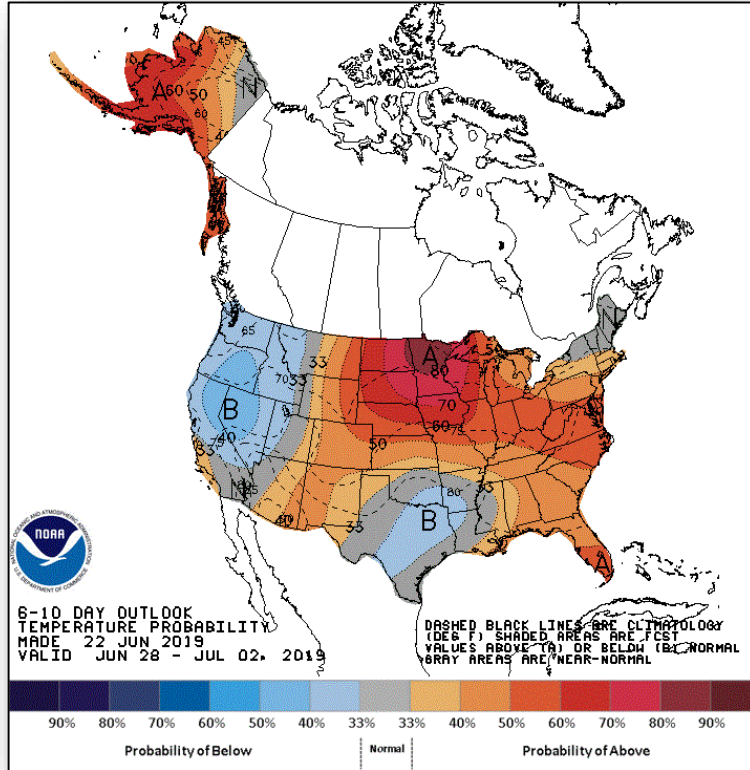


Monday

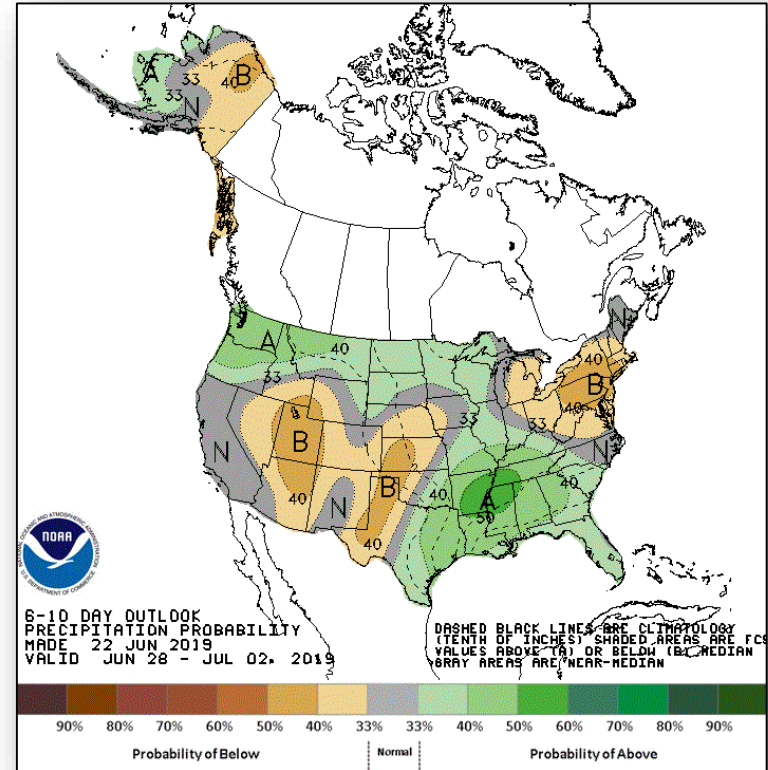
Long Range Outlooks – Jun 28 – Jul 02



FEMA



6-10 Day Temperature Probability



6-10 Day Precipitation Probability

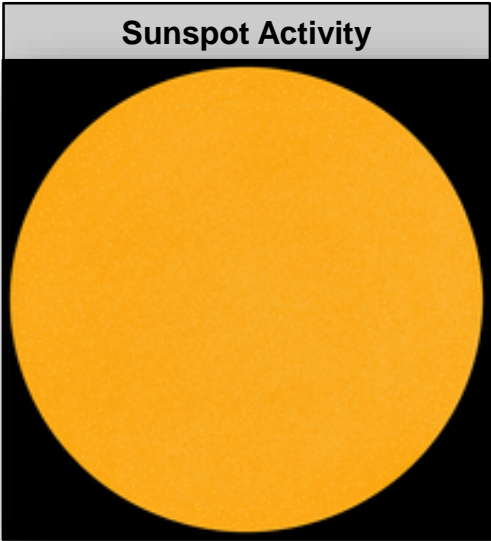

Space Weather



FEMA

	Space Weather Activity	Geomagnetic Storms	Solar Radiation	Radio Blackouts
Past 24 Hours	None	None	None	None
Next 24 Hours	None	None	None	None

For further information on NOAA Space Weather Scales refer to: <http://www.swpc.noaa.gov/noaa-scales-explanation>



Joint Preliminary Damage Assessments



FEMA

Region	State / Location	Event	IA/PA	Number of Counties		Start – End
				Requested	Complete	
V	OH	Severe Storms, Straight-line Winds, Tornadoes, Flooding and Landslides May 27-29, 2019	IA	0	0	N/A
			PA	6	0	6/25 – TBD
VI	OK	Flooding May 7-9, 2019	IA	0	0	N/A
			PA	51	46 (+7)	6/12 – TBD
VII	MO	Severe Storms and Flooding April 29, 2019 and continuing	IA	42	42	6/12 – 6/18
			PA	66	0	6/24 – TBD

Disaster Requests & Declarations



Declaration Requests in Process					Requests APPROVED (since last report)	Requests DENIED (since last report)
2	IA	PA	HM	Date Requested	0	0
MI – DR Severe Storms and Flooding	X		X	June 10, 2019		
OR – DR Severe Storms, Flooding, Landslides, and Mudslides		X	X	June 10, 2019		

FEMA Common Operating Picture



FEMA

FEMA HQ	
NWC	NRCC
Monitoring	Blue Team



FEMA REGIONS		
WATCH	RRCC	
Monitoring	I	Rostered
Monitoring	II	Rostered
Monitoring	III	Rostered
Monitoring	IV	Rostered
Monitoring	V	Rostered
Monitoring	VI	Rostered
Monitoring	VII	Rostered
Monitoring	VIII	Rostered
Monitoring	IX	Rostered
Monitoring	X	Rostered

4413-DR-AK
FCO: Timothy Manner
JFO: Anchorage, AK (AFO)

4382-DR-CA
4407-DR-CA
FCO: David G. Samaniego
JFO: Sacramento, CA

4409-DR-TON
FCO: Mark Wingate

4422-DR-LUBLI
4423-DR-CBI
4425-DR-SBLI
4431-DR-CA
4434-DR-CA
4436-DR-NM
FCO: Bern Ruiz
VIFO: Oakland, CA

4433-DR-GU
FCO: Tracy Haynes
JFO: Saipan, MP

4418-DR-WA
FCO: Willie G. Nunn
JFO: Camp Murray, WA

4432-DR-OR
FCO: Rosalyn L. Cole
JFO: Salem, OR

4443-DR-ID
FCO: Dolph A. Diemont
JFO: TBD

4437-DR-MT
FCO: Nathan Knapp
VIFO: Denver, CO

4441-DR-AR
FCO: Jerry S. Thomas
JFO: Little Rock, AR

4416-DR-TX
FCO: Sandra Ellinger
VIFO: Austin, TX (TRO)

4444-DR-ND
FCO: Thomas Carroll
JFO: TBD

4420-DR-NE
4446-DR-PTN
FCO: C. Johnson-Cage
JFO: Lincoln, NE

4403-DR-KS
4417-DR-KS
FCO: Heather R. Smith
4435-DR-MO
FCO: Seamus K. Leary
VIFO: Kansas City, MO

4390-DR-MN
4414-DR-MN
4442-DR-MN
FCO: John F. Boyle
JFO: TBD

4386-DR-IA
4392-DR-IA
4421-DR-IA
4430-DR-SBFTMI
FCO: Timothy J. Scranton
JFO: Windsor Heights, IA

4383-DR-WI
4402-DR-WI
JFO: Madison, WI
4424-DR-OH
4447-DR-OH
JFO: Columbus, OH
FCO: Steven W. Johnson
RV IMAT (OH)

4445-DR-VT
4367-DR-ME
4372-DR-MA
4379-DR-MA
4385-DR-CT
4410-DR-CT
FCO: James N. Russo
JFO: Milford, MA

4408-DR-PA
FCO: Steven S. Ward
JFO: Harrisburg, PA

4401-DR-VA
4411-DR-VA
FCO: Dolph A. Diemont
JFO: Glen Allen, VA

4428-DR-KY
FCO: Allan Jarvis
VIFO: Frankfort, KY

4393-DR-NC
4412-DR-NC
FCO: Nancy Casper
JFO: Durham, NC

4400-DR-GA
JFO: Warner Robins, GA
4427-DR-TN
JFO: Nashville, TN
FCO: Manny J. Toro

4335-DR-USVI
4340-DR-USVI
4336-DR-PR
4339-DR-PR
FCO: Justo Hernandez
JFO: Guaymabo, PR (CAD)
JFO: St. Croix, USVI
MERS

4412-EM-KS
FCO: David Gervino
JFO: TBD

4449-DR-KS
FCO: Jon K. Huss
JFO: TBD

4438-DR-OK
FCO: Gerry Stolar
JFO: Warr Acres, OK
RV IMAT-2 (OK FOC)
MERS

4441-DR-AR
FCO: Jerry S. Thomas
JFO: Little Rock, AR
RV IMAT-1 (AR FOC)
MERS

4416-DR-TX
FCO: Sandra Ellinger
VIFO: Austin, TX (TRO)

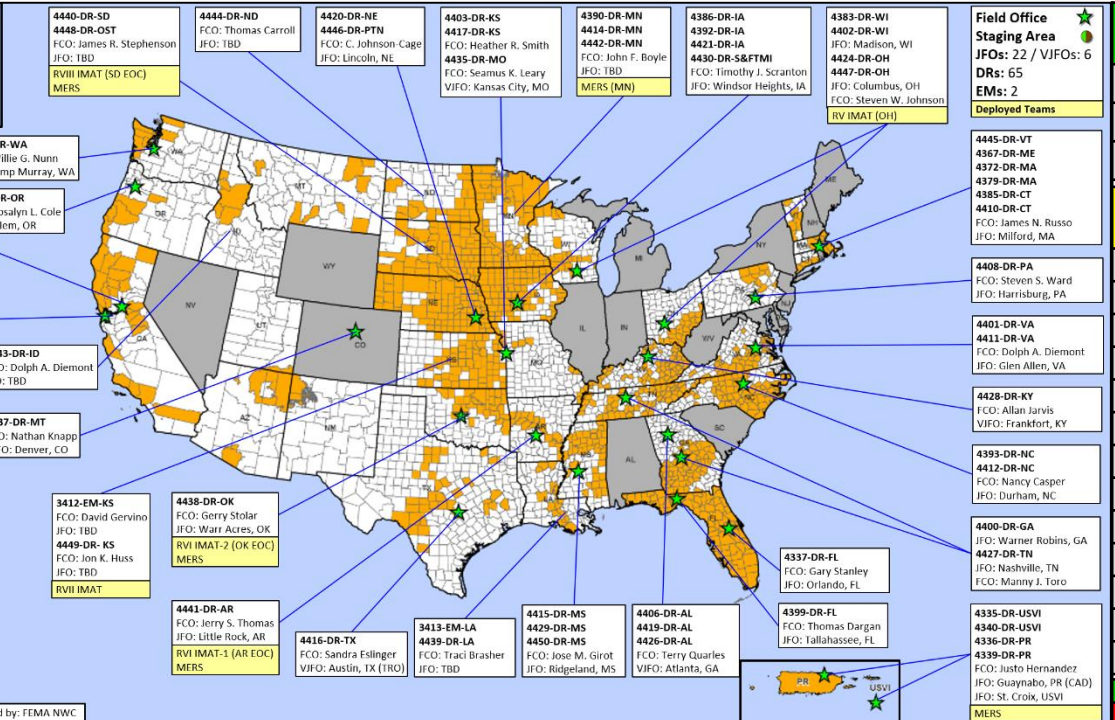
4413-EM-LA
4439-DR-LA
FCO: Traci Brasher
JFO: TBD

4415-DR-MS
4429-DR-MS
4450-DR-MS
FCO: Jose M. Girod
JFO: Ridgeland, MS

4406-DR-AL
4419-DR-AL
4426-DR-AL
FCO: Terry Quarles
VIFO: Atlanta, GA

4337-DR-FL
FCO: Gary Stanley
JFO: Orlando, FL

4399-DR-FL
FCO: Thomas Dargan
JFO: Tallahassee, FL



N-IMATs	
3 Teams	
East	
West	
Crisis	

R-IMATs	
4-6 Teams	
I	
II	
III	
IV-1	
IV-2	
V	OH
VI-1	AR
VI-2	OK
VII	KS
VIII	SD
IX-1	CA
IX-2	
X	

Activation Details	
As of 8:00 a.m. EDT June 23, 2019 Created by: FEMA NWC	

Team:	US&R	MERS	FCOs	FDRCS	IM WORKFORCE
Status	(>66%)	(>66%)	(≤1Type 1)	(=2)	
Assigned:	28	36	29	12	13,459 ▲
Unavailable	0	0	1	2	3,836 ▼
Deployed:	0	7	25	8	6,394 ▼
Available:	28	29	3	2	3,103 / 23% ▲

IM CADRE AVAILABILITY SUMMARY	
Cadres with 25% or Less Availability	
EA 21% (108/516); EHP 6% (29/514); ER 9% (6/69); FL 14% (21/155); FM 25% (69/276); HM 13% (147/1,165); IT 14% (94/671); LOG 18% (233/1,315); OPS 23% (62/270); PA 5% (122/2,514); PLAN 12% (50/403); SAF 4% (2/53); SEC 15% (18/122)	

FMC	PMC
NMC	Deployed



FEMA

FEMA's mission is helping people before, during, and after disasters.

Click [here](#) to subscribe to this briefing.