

The Disaster Center is dedicated to the idea that disaster mitigation is cost effective and individuals pursuing their own interest are the greatest potential force for disaster reduction.

Please consider making a small donation to the Disaster Center



When disaster mitigation is cost effective, we are on the road to bringing disasters to an end.



FEMA

Daily Operations Briefing

Saturday, June 22, 2019

8:30 a.m. EDT

Significant Activity – June 21-22



FEMA

Significant Events:

- Flooding – Central U.S. *(Updated weekly on Wednesdays)*

Tropical Activity:

- Atlantic – No activity affecting U.S. interests
- Eastern Pacific – Disturbance 1: [Medium \(50%\)](#)
- Central Pacific – No activity affecting U.S. interests

Significant Weather:

- [Severe thunderstorms possible](#) – Central Plains, Northern Plains, Middle Mississippi, Tennessee, and Ohio valleys
- [Heavy rain and flash flooding possible](#) – Northern Plains; Central Plains to Tennessee Valley
- [Critical and elevated fire weather](#) – northern CA, AZ, NM, TX, and UT
- [Red Flag Warnings](#) – CA and NM

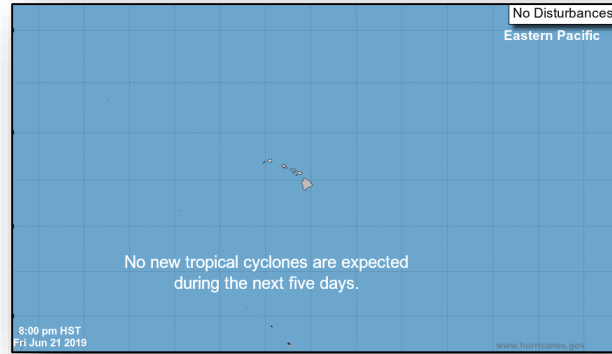
Declaration Activity:

- [Amendment No. 1 to FEMA-3411-EM-OK](#)
- [Amendment No. 1 to FEMA-3414-EM-AR](#)
- [Amendment No. 2 to FEMA-4441-DR-AR](#)

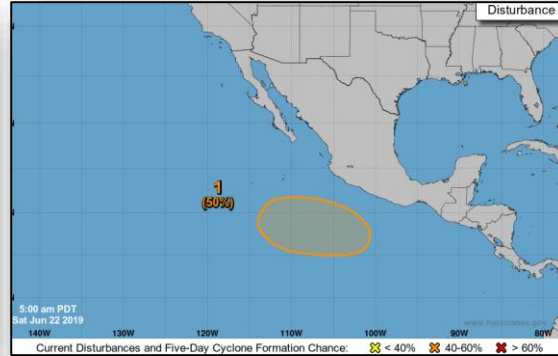
Tropical Outlook – Five Day



FEMA



Central Pacific



Eastern Pacific



Atlantic

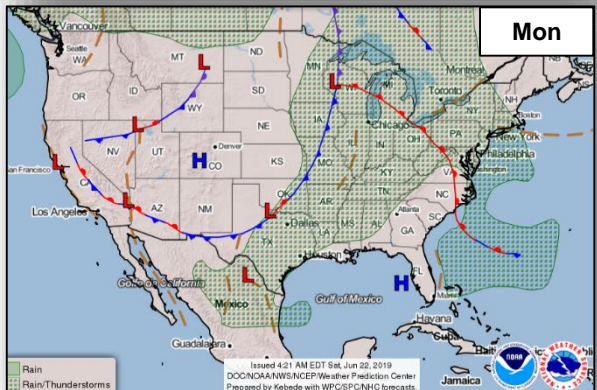
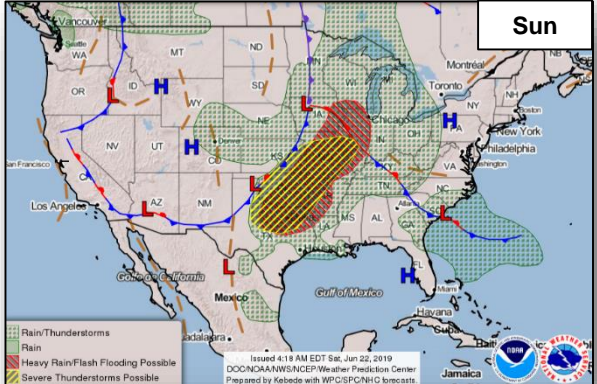
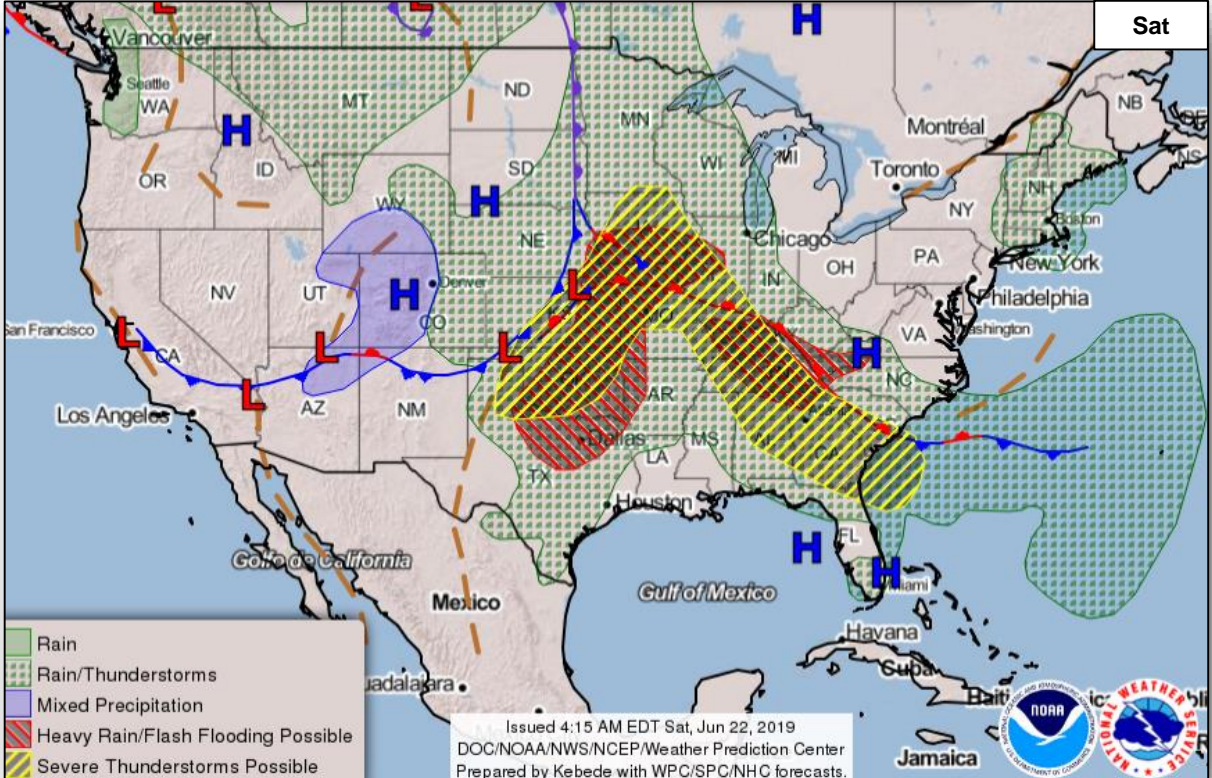
Disturbance 1 (as of 8:00 a.m. EDT)

- Expected to form a several hundred miles south of the southwestern coast of Mexico
- Formation chance through 48 hours: Low (near 0%)
- Formation chance through 5 days: **Medium (50%)**
- No threat to U.S. interests

National Weather Forecast



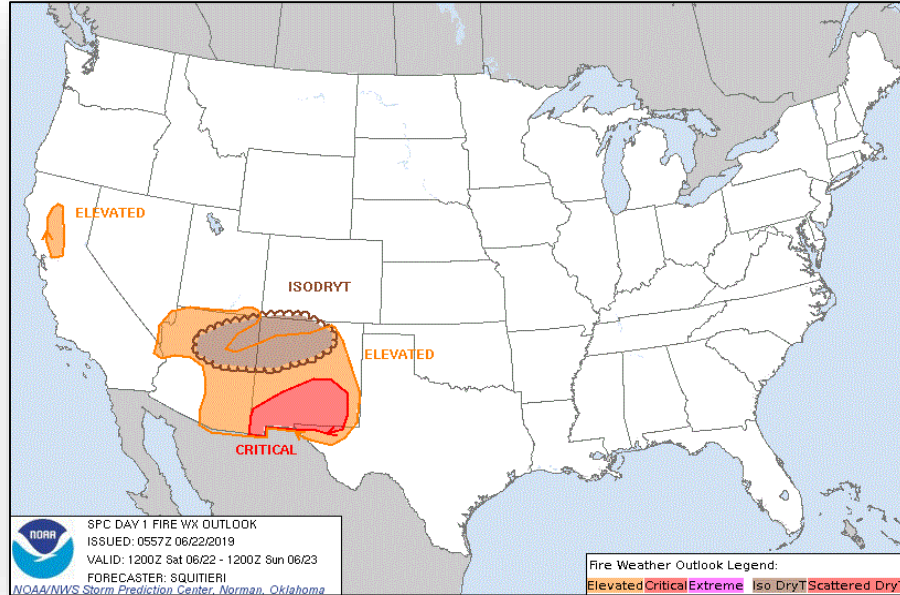
FEMA



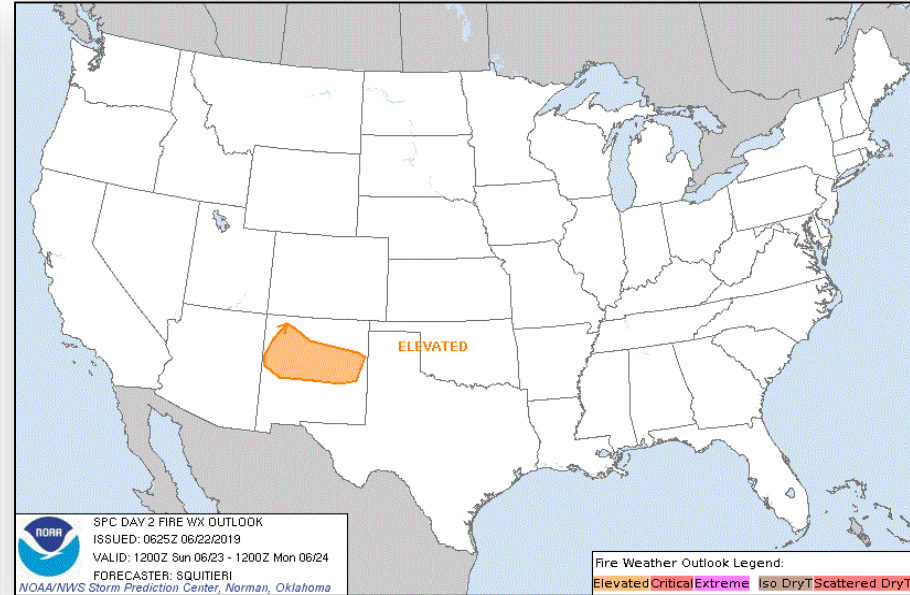
Fire Weather Outlook



FEMA



Saturday

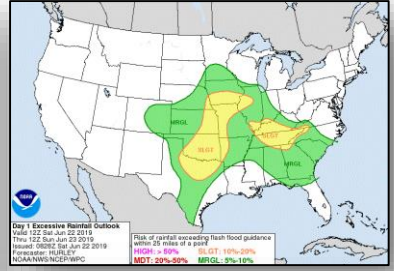
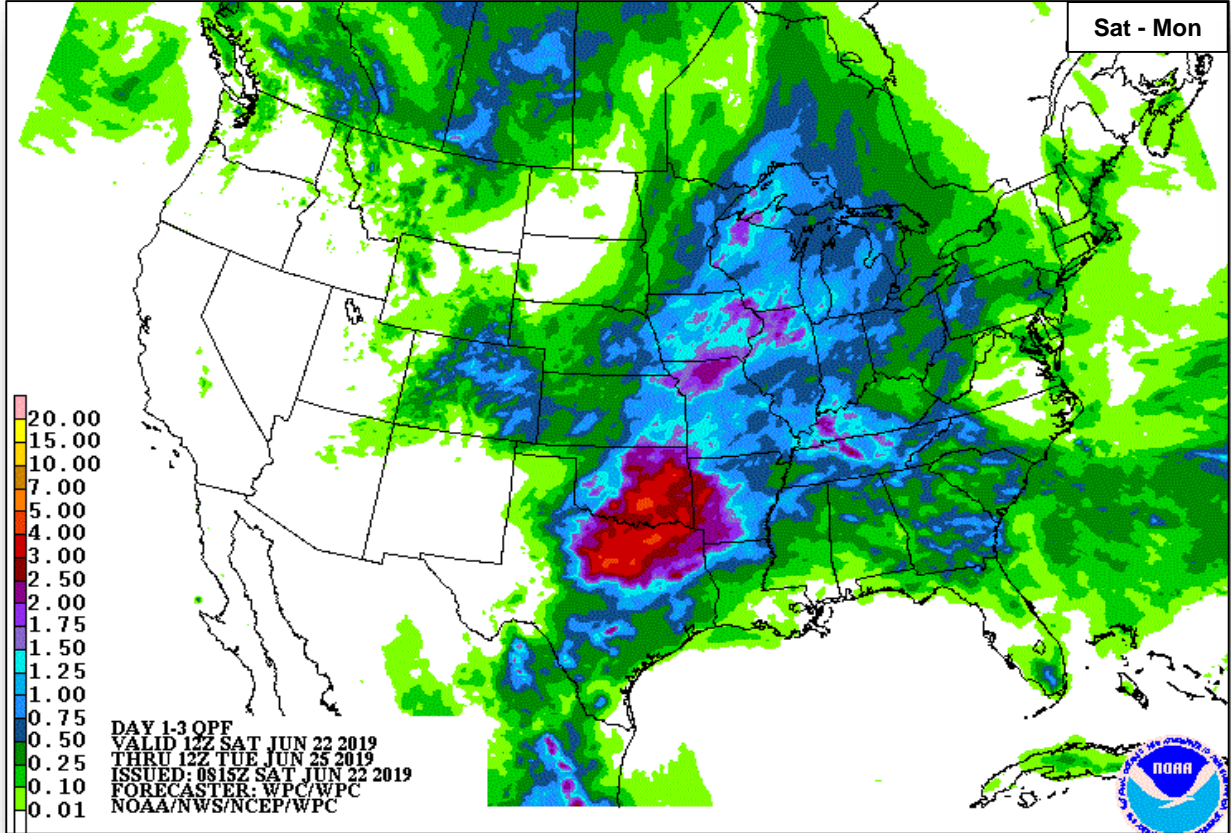


Sunday

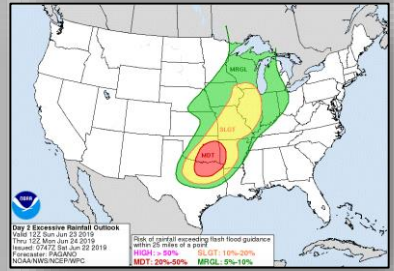
Precipitation Forecast



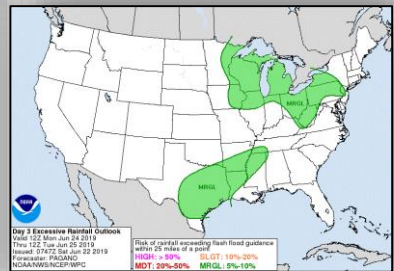
FEMA



Sat



Sun

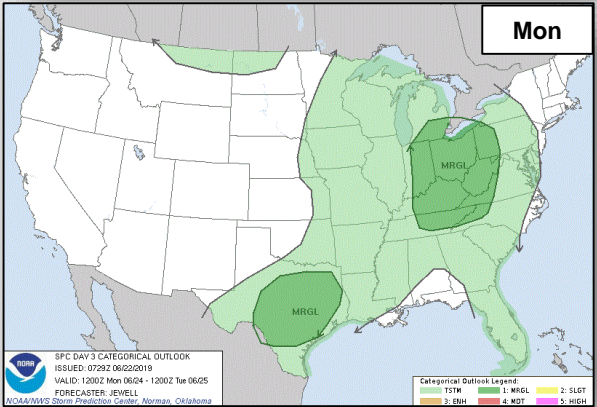
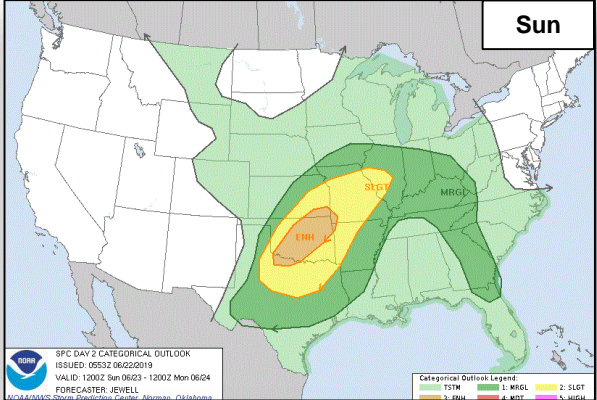
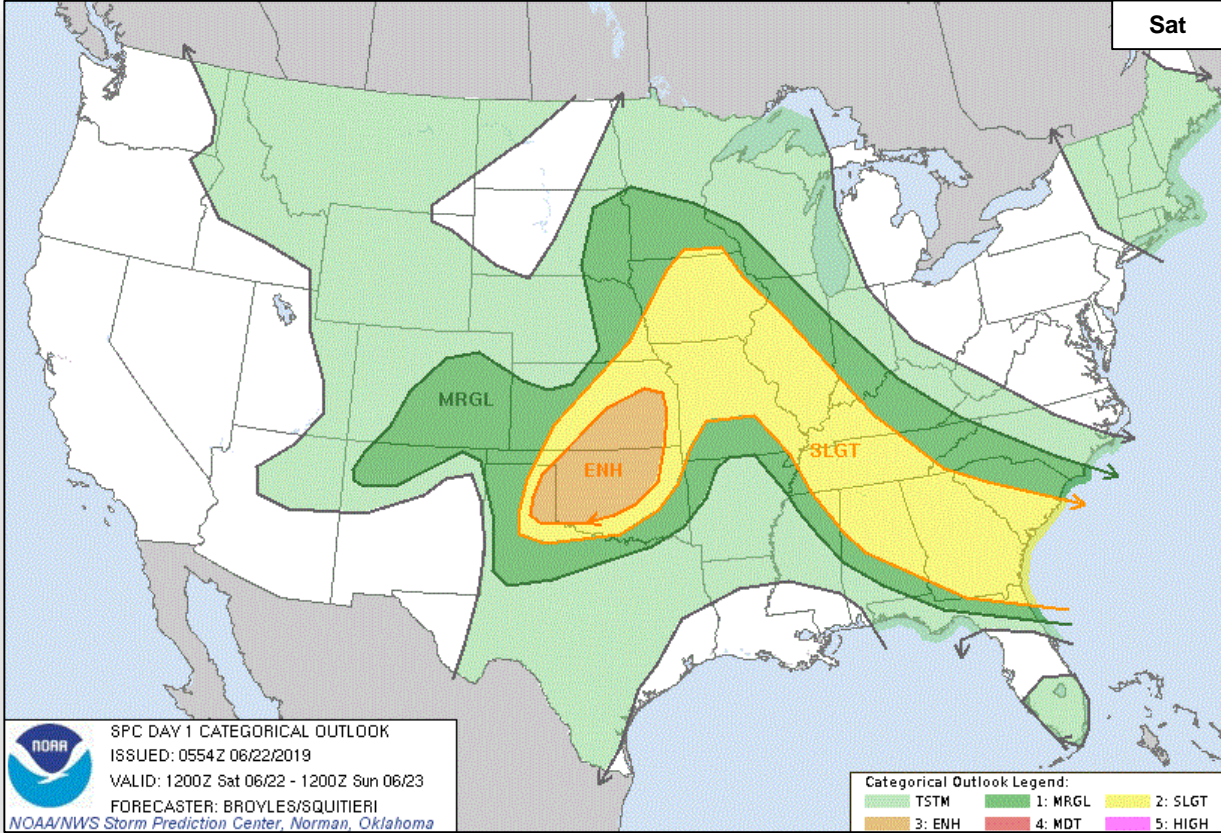


Mon

Severe Weather Outlook



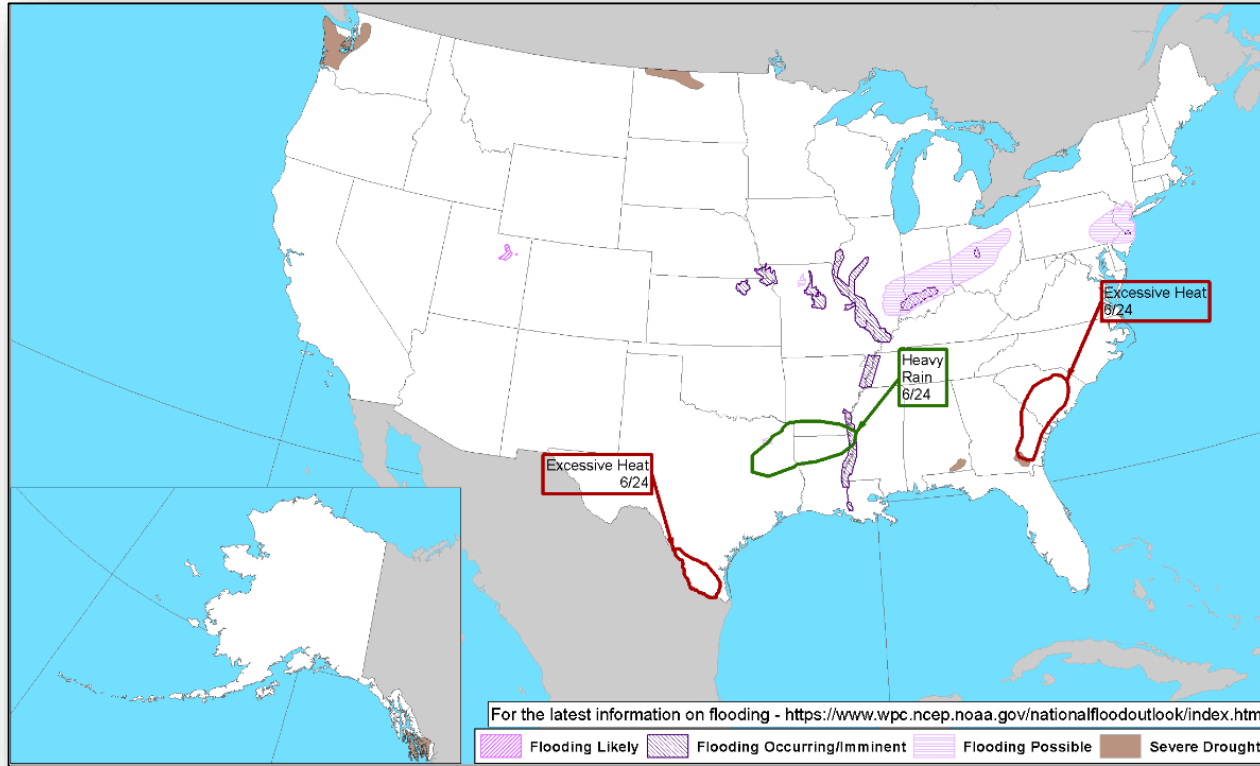
FEMA



Hazards Outlook – June 24-28



FEMA



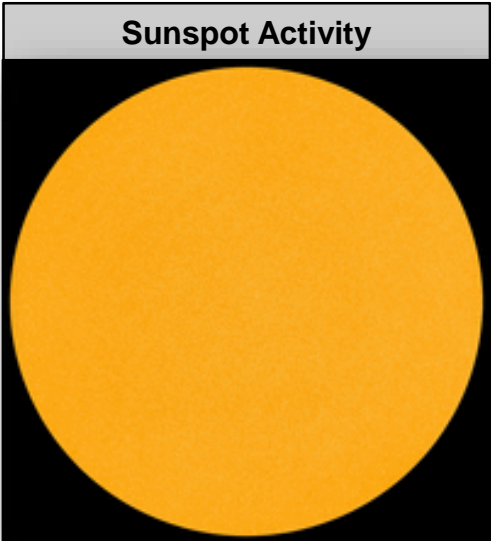

Space Weather



FEMA

	Space Weather Activity	Geomagnetic Storms	Solar Radiation	Radio Blackouts
Past 24 Hours	None	None	None	None
Next 24 Hours	None	None	None	None

For further information on NOAA Space Weather Scales refer to: <http://www.swpc.noaa.gov/noaa-scales-explanation>



Joint Preliminary Damage Assessments



FEMA

Region	State / Location	Event	IA/PA	Number of Counties		Start – End
				Requested	Complete	
V	OH	Severe Storms, Straight-line Winds, Tornadoes, Flooding and Landslides May 27-29, 2019	IA	0	0	N/A
			PA	6	0	6/25 – TBD
VI	OK	Flooding May 7-9, 2019	IA	0	0	N/A
			PA	51	39	6/12 – TBD
VII	MO	Severe Storms and Flooding April 29, 2019 and continuing	IA	42	42	6/12 – 6/18
			PA	66	0	6/24 – TBD

Disaster Requests & Declarations



Declaration Requests in Process					Requests APPROVED (since last report)	Requests DENIED (since last report)
2	IA	PA	HM	Date Requested	0	0
MI – DR Severe Storms and Flooding	X		X	June 10, 2019		
OR – DR Severe Storms, Flooding, Landslides, and Mudslides		X	X	June 10, 2019		

Disaster Amendments



FEMA

Amendment	Date Issued	Action
Amendment No. 1 to FEMA-3411-EM-OK	June 21, 2019	Closes the incident period
Amendment No. 1 to FEMA-3414-EM-AR	June 21, 2019	Closes the incident period
Amendment No. 2 to FEMA-4441-DR-AR	June 21, 2019	Closes the incident period

FEMA Common Operating Picture

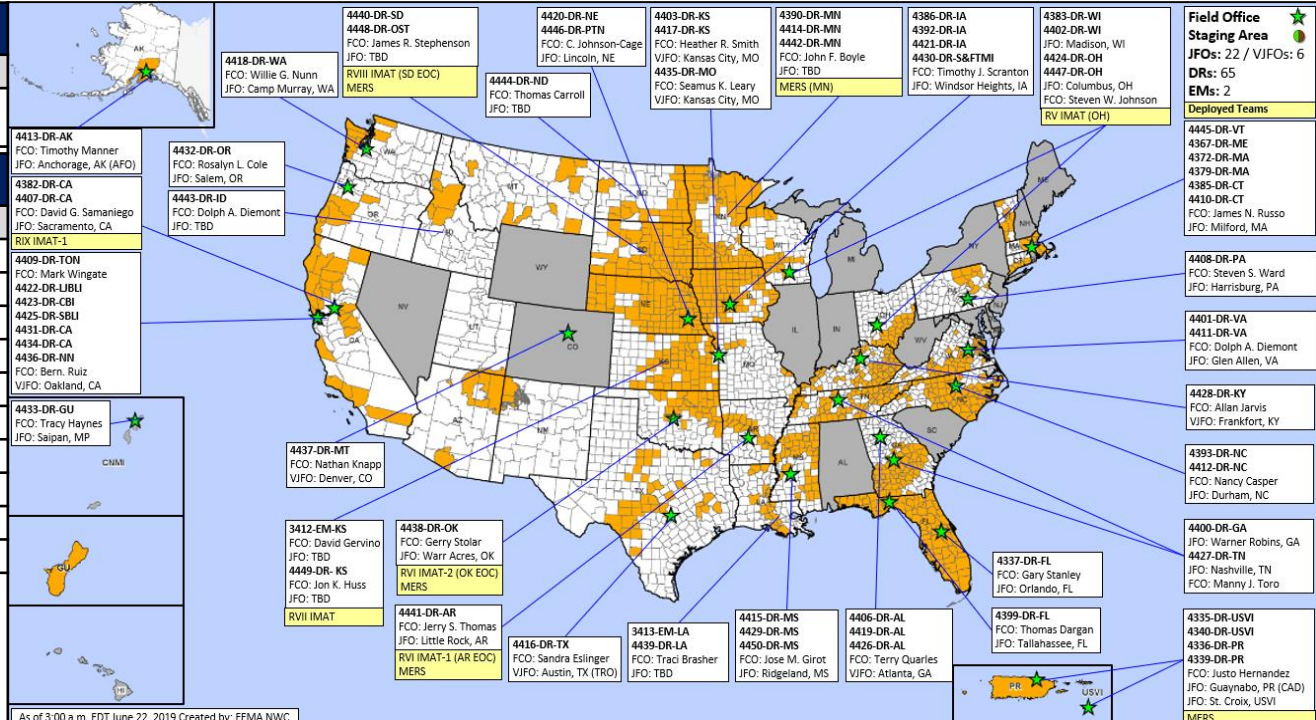


FEMA

FEMA HQ	
NWC	NRCC
Monitoring	Blue Team

FEMA REGIONS		
WATCH	RRCC	
Monitoring	I	Rostered
Monitoring	II	Rostered
Monitoring	III	Rostered
Monitoring	IV	Rostered
Monitoring	V	Rostered
Monitoring	VI	Rostered
Monitoring	VII	Rostered
Monitoring	VIII	Rostered
Monitoring	IX	Rostered
Monitoring	X	Rostered

Activation Details		



As of 3:00 a.m. EDT June 22, 2019 Created by: FEMA NWC

N-IMATs	
3 Teams	
East	
West	
Crisis	

R-IMATs	
4-6 Teams	

I	
II	
III	
IV-1	
IV-2	
V	OH
VI-1	AR
VI-2	OK
VII	KS
VIII	SD
IX-1	CA
IX-2	
X	

FMC	PMC
NMC	Deployed

Team:	US&R	MERS	FCOs	FDRCS	IM WORKFORCE
Status	>66%	>66%	≤1Type 1	(=2)	
Assigned:	28	36	29	12	13,459 ▲
Unavailable	0	0	1	2	3,984 ▼
Deployed:	0	7	25	8	6,425 ▼
Available:	28	29	3	2	3,050 / 23%▲

IM CADRE AVAILABILITY SUMMARY	
Cadres with 25% or Less Availability	
EA 19% (100/516); EHP 6% (30/514); ER 7% (5/69); FL 13% (20/155); FM 24% (67/276); HM 12% (142/1,165); IT 15% (98/671); LOG 17% (230/1,315); NDRS 25% (71/279); OPS 22% (59/270); PA 5% (124/2,514); PLAN 11% (46/403); SAF 4% (2/53); SEC 14% (17/122)	



FEMA

FEMA's mission is helping people before, during, and after disasters.

Click [here](#) to subscribe to this briefing.