

The Disaster Center is dedicated to the idea that disaster mitigation is cost effective and individuals pursuing their own interest are the greatest potential force for disaster reduction.

Please consider making a small donation to the Disaster Center



When disaster mitigation is cost effective, we are on the road to bringing disasters to an end.



FEMA

Daily Operations Briefing

Sunday, November 17, 2019

8:30 a.m. EST

National Current Operations & Monitoring



Significant Incidents or Threats:

- Coastal storm – Mid-Atlantic coast
- Freezing rain – Portions of Upper Great Lakes and Northeast
- Critical Fire Weather/Red Flag Warnings – Southern CA

Tropical Activity:

- Atlantic: Disturbance 1: Low (30%)
- Eastern Pacific: Tropical Depression Raymond; Tropical Depression Twenty-One-E
- Central Pacific: No new tropical cyclones expected during the next five days
- Western Pacific: No activity affecting U.S. interests

Declaration Activity: None

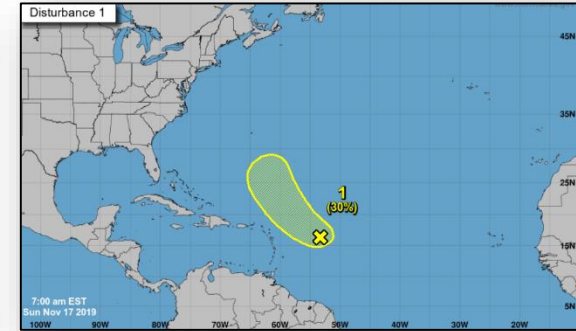
Tropical Outlook – Five Day



Central Pacific



Eastern Pacific



Atlantic

Tropical Depression Raymond (*Advisory #10 as of 4:00 a.m. EST*)

- 390 miles SSW of Baja California, Mexico
- Moving N at 9 mph
- Maximum winds 55 mph
- Expected to become a remnant low Sunday night or early Monday

Tropical Depression Twenty-One-E (*Advisory #5 as of 4:00 a.m. EST*)

- About 535 miles S of Zihuatanejo, Mexico
- Moving WNW at 8 mph
- Maximum winds 45 mph
- Expected to dissipate in next few days

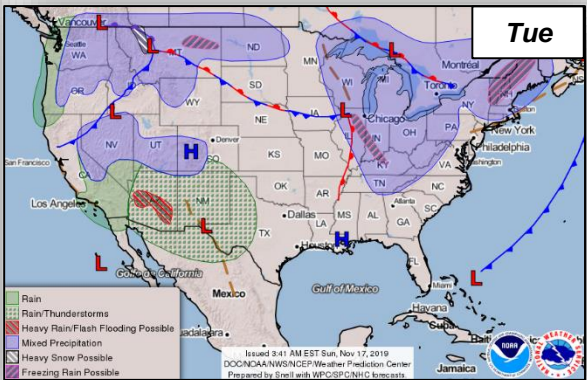
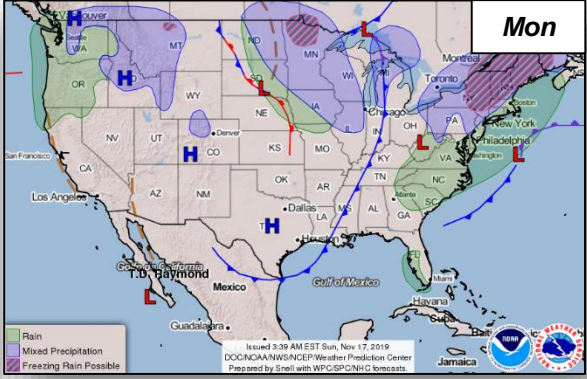
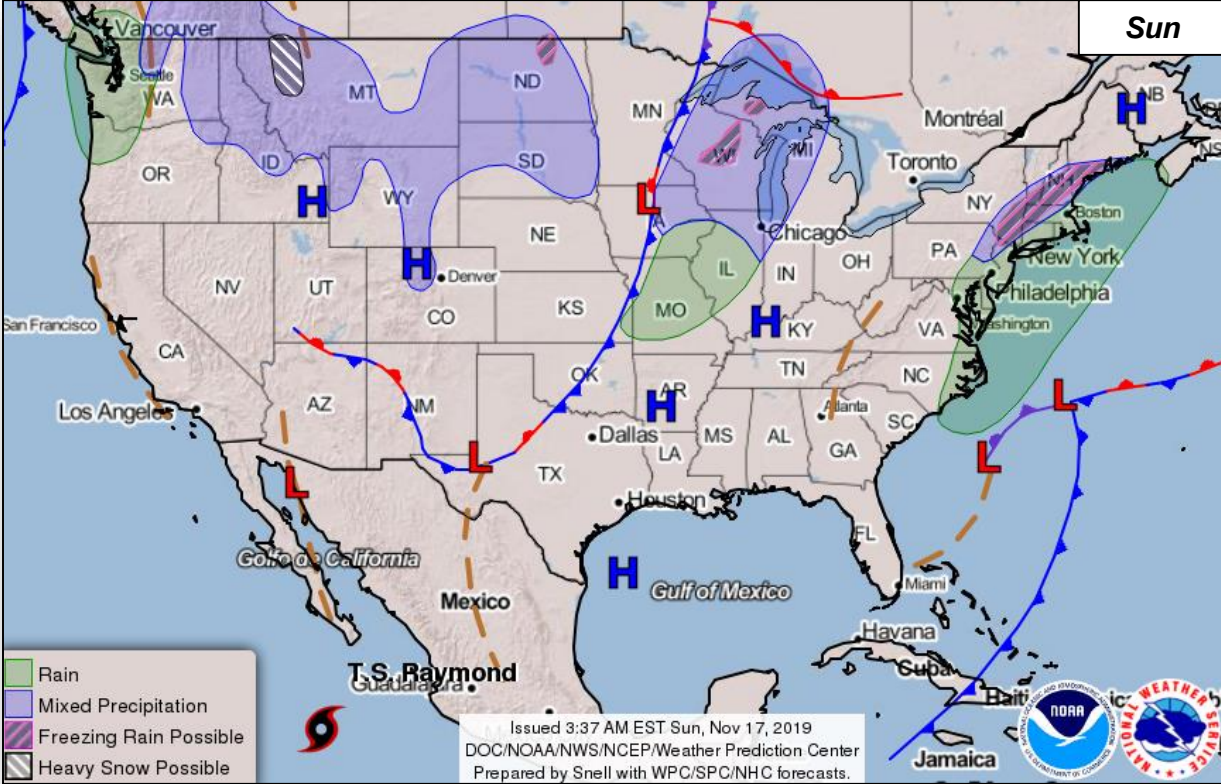
Disturbance 1 (*as of 7:00 a.m. EST*)

- Few hundred miles E of the Leeward Islands
- Formation chance next 48 hour: Low (20%)
- Formation chance next 5 days: Low (30%)

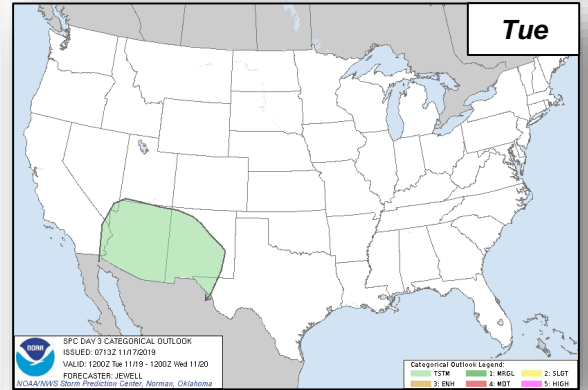
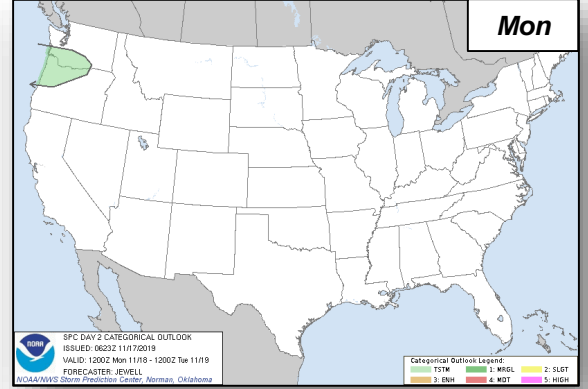
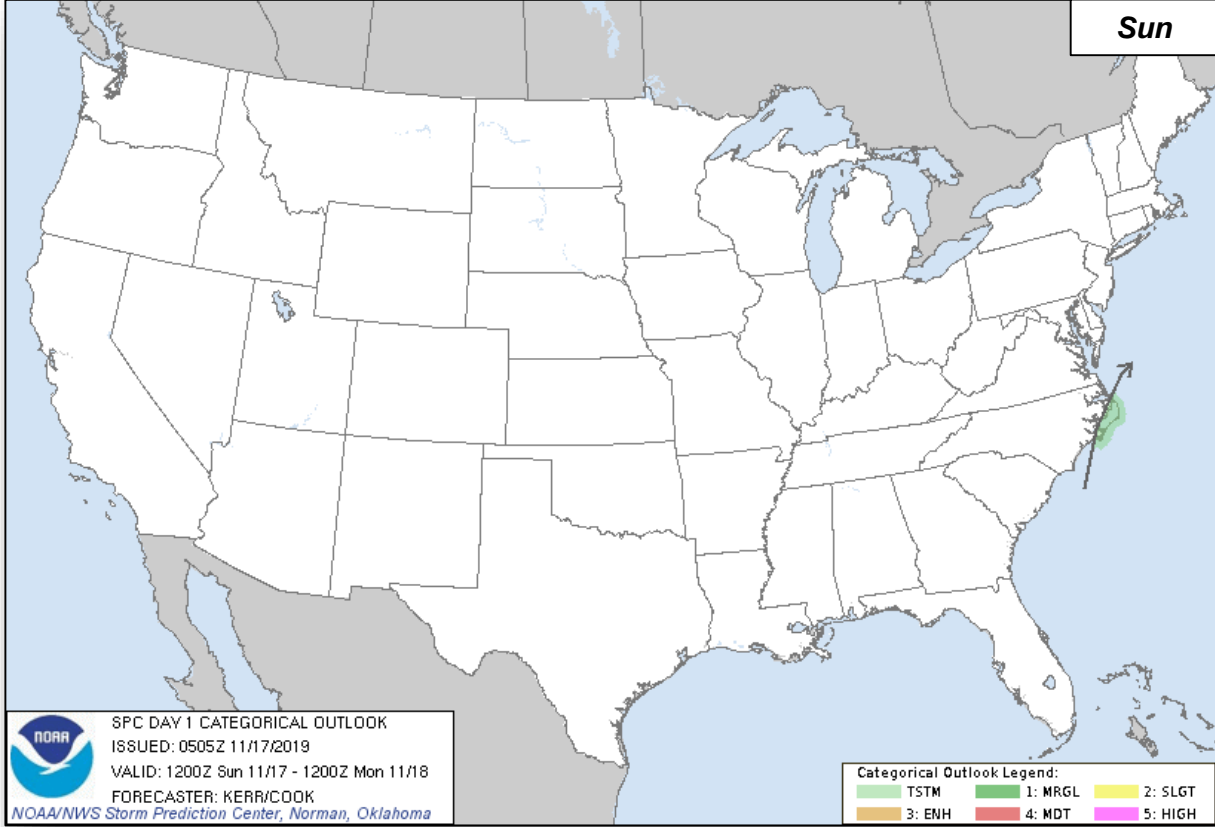
Current Disturbances & 5 Day Cyclone Formation: < 40% | 40-60% | > 60%
 Tropical / Sub-Tropical Cyclone: Depression | Storm | Hurricane | Post-Tropical Cyclone / Remnants

Potential track area: Day 1-3 | Day 4-5 | Watches: Hurricane | Trop Stm | Warnings: Hurricane | Trop Stm | Current wind extent: Hurricane | Trop Stm

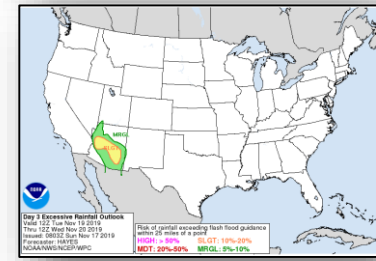
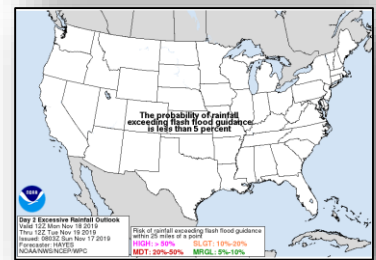
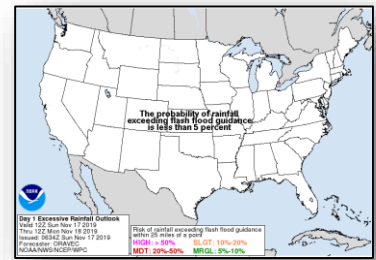
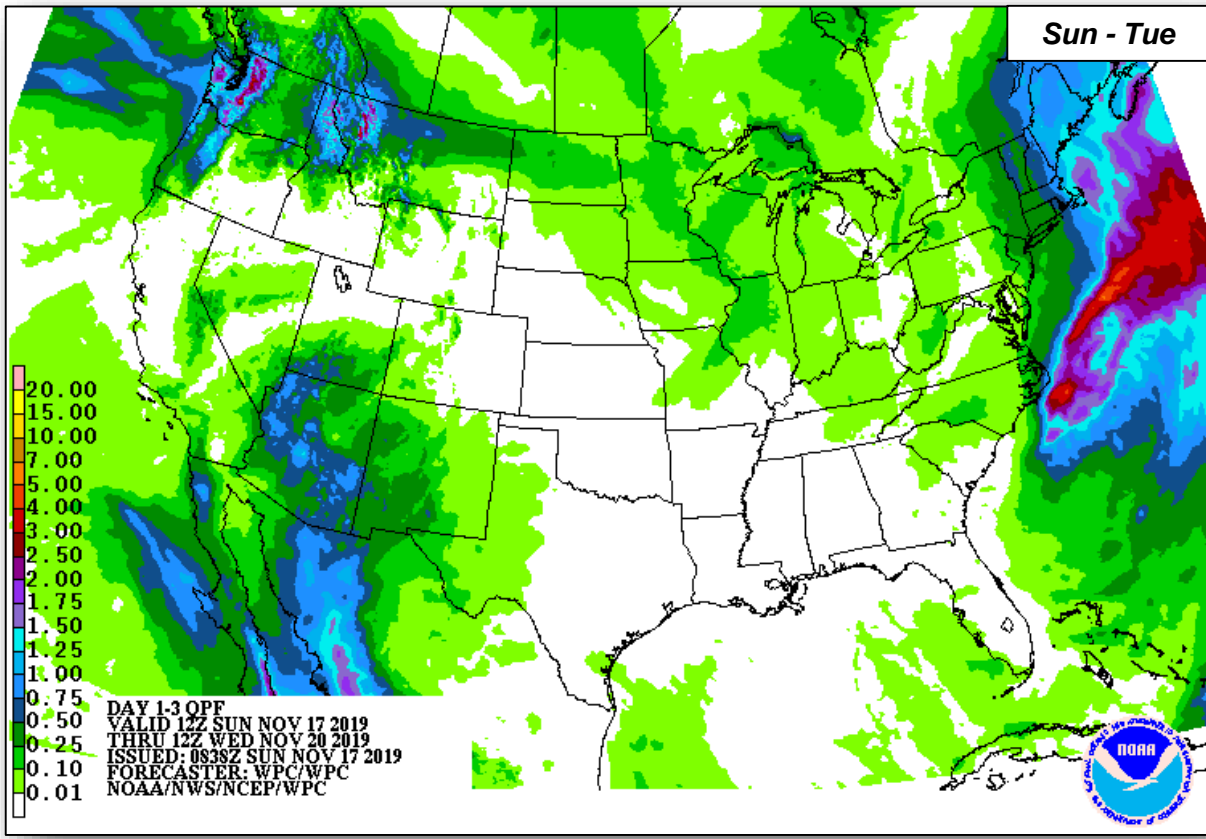
National Weather Forecast



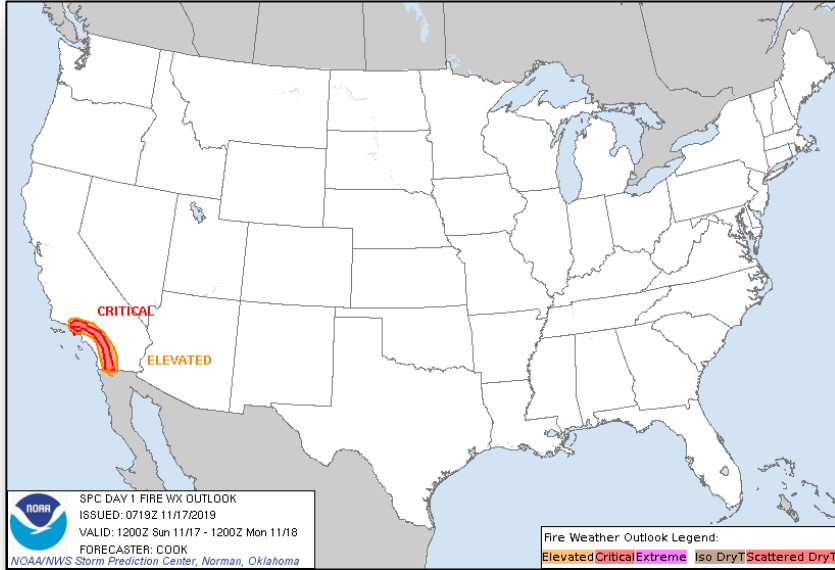
Severe Weather Outlook



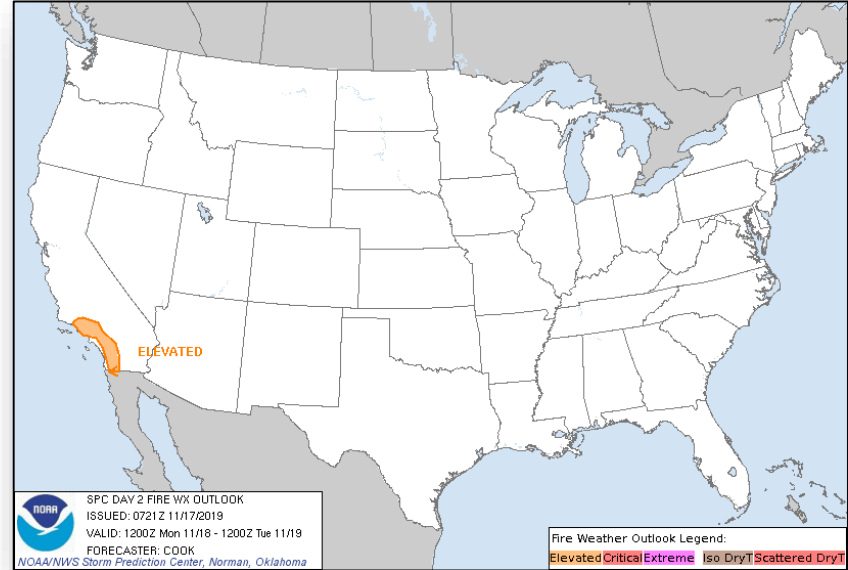
Precipitation & Excessive Rainfall



Fire Weather Outlook

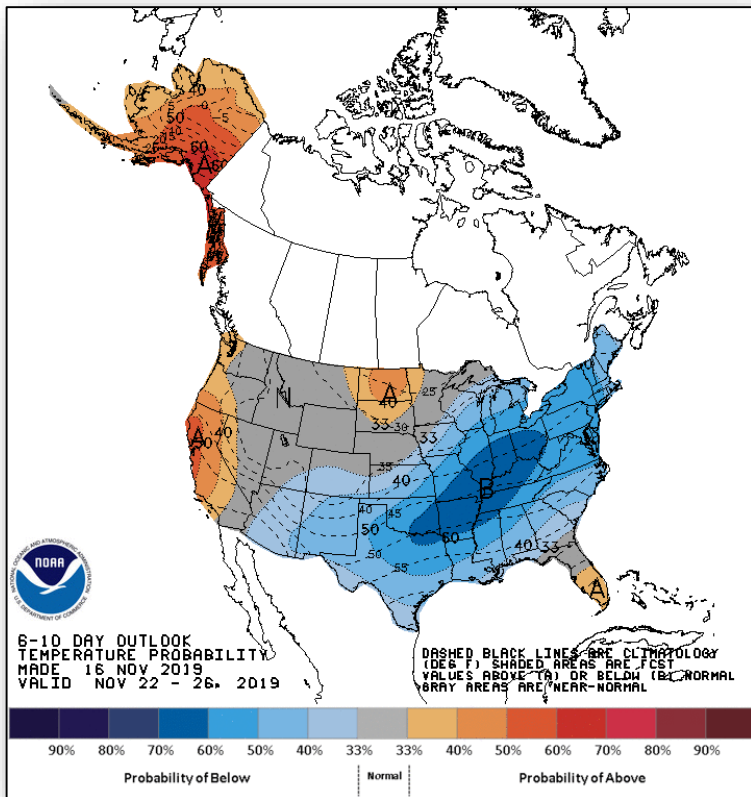


Today

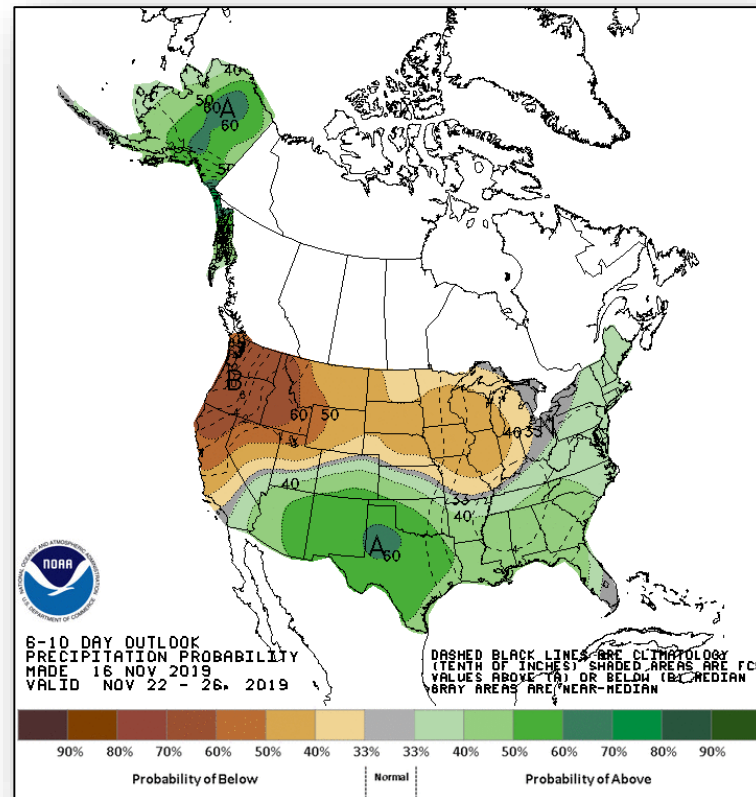


Tomorrow

Long Range Outlooks – Nov 22-26



6-10 Day Temperature Probability



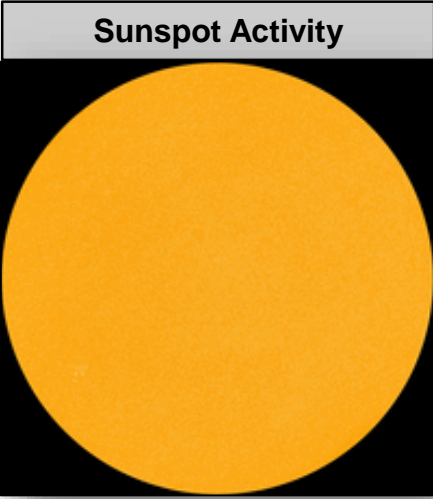

6-10 Day Precipitation Probability

Space Weather



	Space Weather Activity	Geomagnetic Storms	Solar Radiation	Radio Blackouts
Past 24 Hours	None	None	None	None
Next 24 Hours	None	None	None	None

For further information on NOAA Space Weather Scales refer to: <http://www.swpc.noaa.gov/noaa-scales-explanation>



Joint Preliminary Damage Assessments



Region	State / Location	Event	IA/PA	Number of Counties		Start – End
				Requested	Completed	
I	VT	Severe Flooding Oct 31 – Nov 1, 2019	IA	0	0	N/A
			PA	8	0	11/5 – TBD
II	NY	Heavy Rain & Strong Wind Storm Oct 31 – Nov 1	IA	5	0	11/19 – TBD
			PA	18	0	11/15 – TBD
IV	MS	Tropical Storm Olga Oct 26, 2019	IA	0	0	N/A
			PA	16	4	11/12 – TBD
	TN		IA	0	0	N/A
			PA	10	9	11/13 – TBD
X	AK	Swan Lake Fire (Kenai Pen. Borough) Jun 5, 2019	IA	0	0	N/A
			PA	1	1	11/12 – 11/15

Declaration Requests in Process – 2



State / Tribe / Territory – Incident Description	Type	IA	PA	HM	Requested
SD - Severe Storms, Tornadoes, and Flooding (Sep 9-26)	DR	X	X	X	Oct 25
SD – Severe Storms, Tornadoes, and Flooding (Aug 2-11) - Appeal	DR		X	X	Nov 5

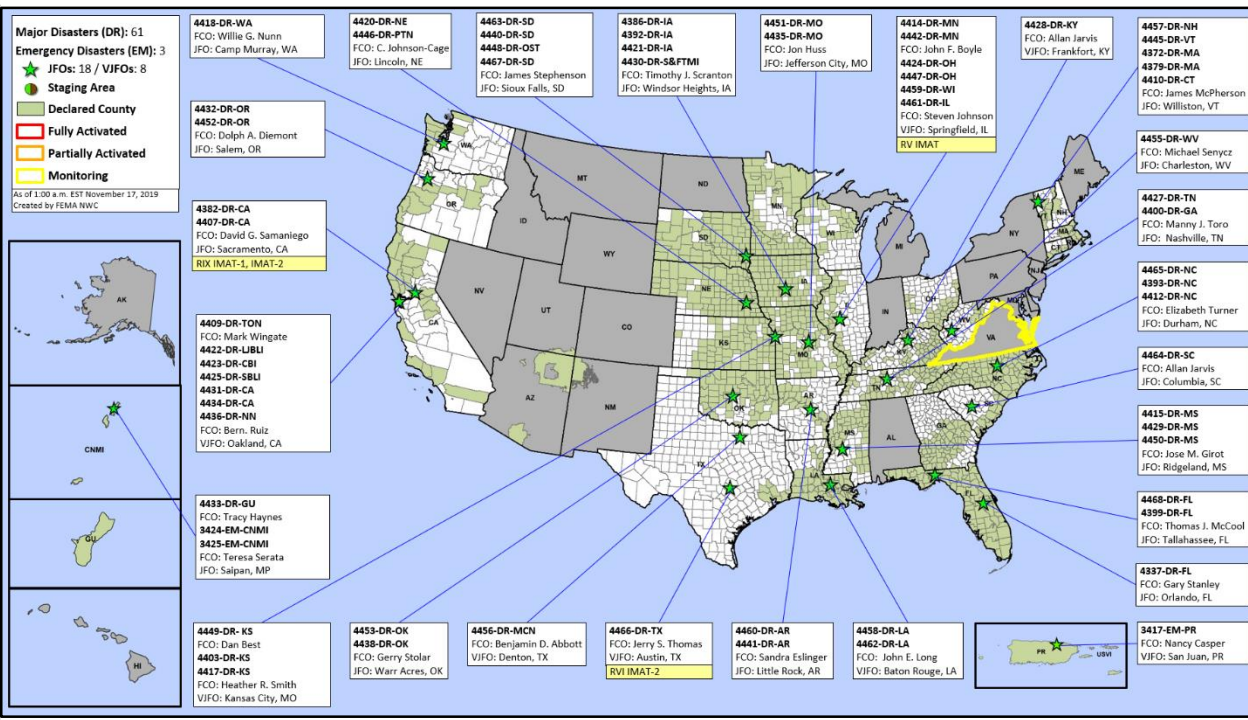


FEMA Common Operating Picture

FEMA HQ	
NWC	NRCC
Monitoring	GOLD

FEMA REGIONS		
WATCH		RRCC
Monitoring	I	Rostered
Monitoring	II	Rostered
Monitoring	III	Rostered
Monitoring	IV	Rostered
Monitoring	V	Rostered
Monitoring	VI	Rostered
Monitoring	VII	Rostered
Monitoring	VIII	Rostered
Monitoring	IX	Rostered
Monitoring	X	Rostered

Notes:
VA: Coastal storm



N-IMATS	
3 Teams	
Red	
Blue	
Gold	

R-IMATS	
≥ 7	
I	
II	3
III	
IV-1	2
IV-2	
V	IL
VI-1	
VI-2	TX
VII	1
VIII	
IX-1	CA
IX-2	CA
X	

FMC	PMC
NMC	Deployed

Team:	US&R	MERS	FCOs	FDRCS	IM WORKFORCE
Status	>66%	>66%	≤1 Type 1	= 2	
Assigned:	28	36	41	12	13,638 ▲
Unavailable	0	0	2	0	4,060 ▲
Deployed:	0	0	33	10	5,397 ▼
Available:	28	36	6	2	4,181 / 31% ▲

IM CADRE AVAILABILITY SUMMARY	
Cadres with 25% or Less Availability	
EHP 11% (65/576); FL 13% (20/155); HM 23% (282/1203); IT 22% (136/615); OPS 25% (72/289); PA 10% (281/2754); PLAN 22% (91/409); SAF 16% (9/55); SEC 23% (31/132)	



FEMA

FEMA's mission is helping people before, during, and after disasters.

Click [here](#) to subscribe to this briefing.