

The Disaster Center is dedicated to the idea that disaster mitigation is cost effective and individuals pursuing their own interest are the greatest potential force for disaster reduction.

Please consider making a small donation to the Disaster Center



When disaster mitigation is cost effective, we are on the road to bringing disasters to an end.



# FEMA

## **Daily Operations Briefing**

**Saturday, November 16, 2019**

**8:30 a.m. EST**

# National Current Operations & Monitoring



## **Significant Incidents or Threats:**

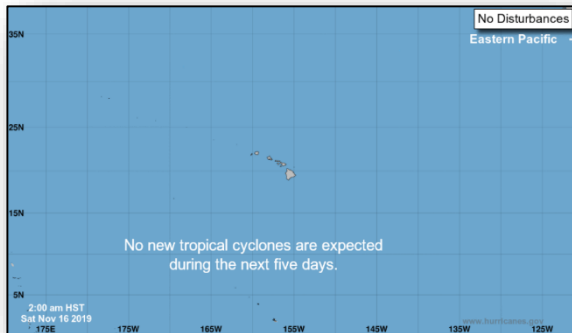
- Coastal storm – Southeast Coast to Mid-Atlantic
- Critical Fire Weather – Southern CA

## **Tropical Activity:**

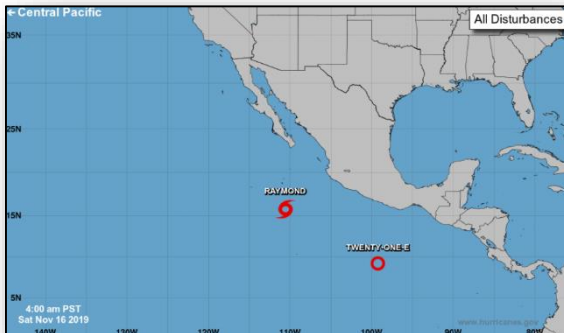
- Atlantic: Disturbance 1: Low (20%)
- Eastern Pacific: Tropical Storm Raymond; Tropical Depression Twenty-One-E
- Central Pacific: No new tropical cyclones expected during the next five days
- Western Pacific: No activity affecting U.S. interests

**Declaration Activity:** None

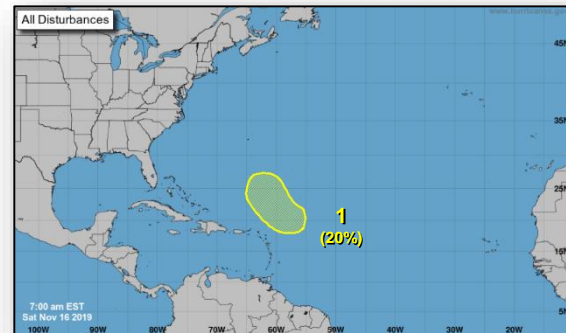
# Tropical Outlook – Five Day



**Central Pacific**



**Eastern Pacific**



**Atlantic**

**Tropical Storm Raymond** (Advisory #6 as of 4:00 a.m. EST)

- 500 miles S of Baja California, Mexico
- Moving NNW at 9 mph
- Maximum winds 50 mph
- Weakening is forecast to begin tonight

**Tropical Depression Twenty-One-E** (Advisory #1as of 4:00 a.m. EST)

- About 535 miles S of Acapulco, Mexico
- Moving W at 12 mph
- Maximum winds 35 mph
- Forecast to become a tropical storm later today

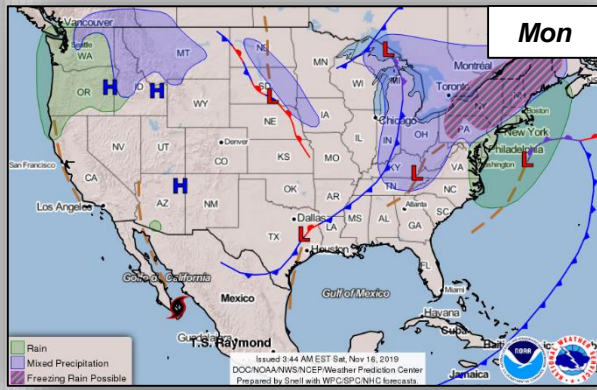
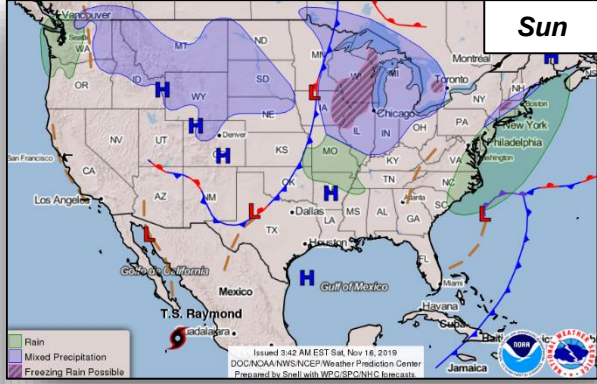
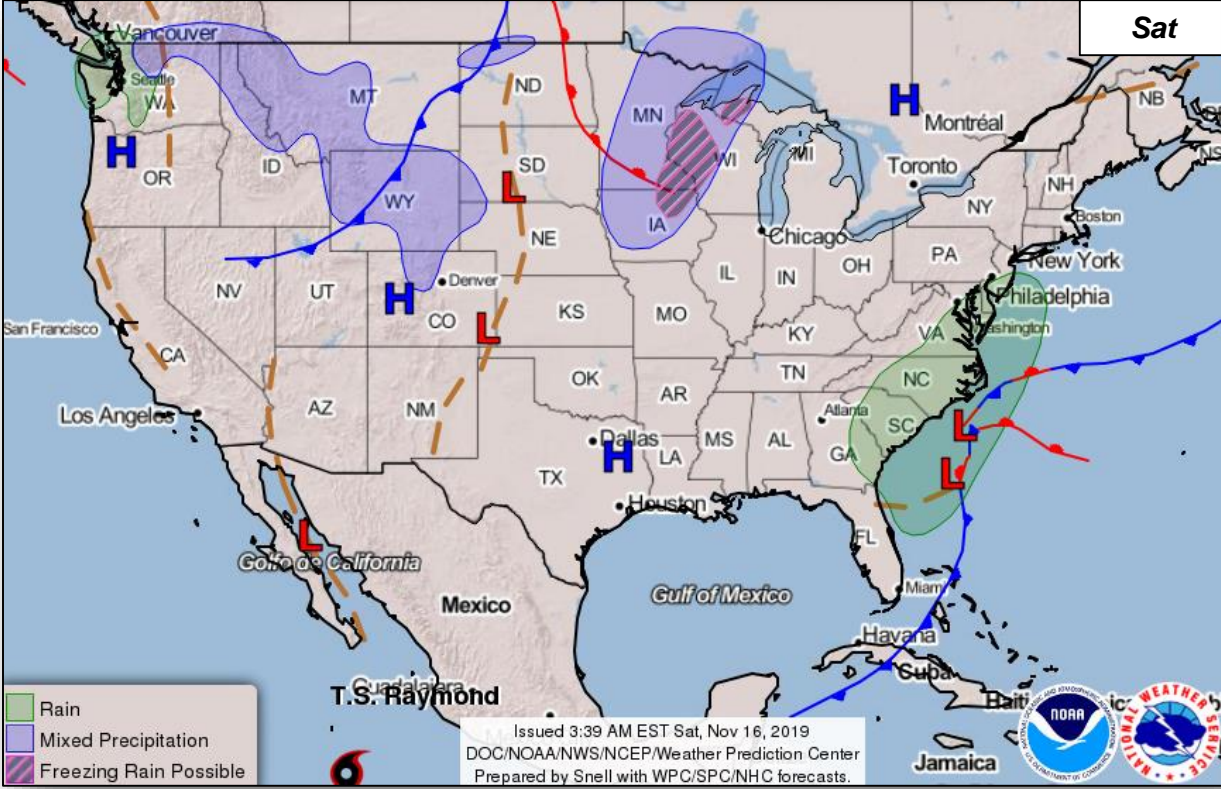
**Disturbance 1** (as of 7:00 a.m. EST)

- Few hundred miles NE of the Leeward Islands
- Formation chance next 48 hour: Low (near 0%)
- Formation chance next 5 days: Low (20%)

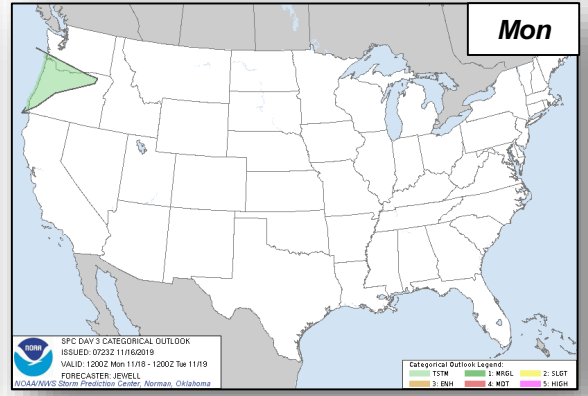
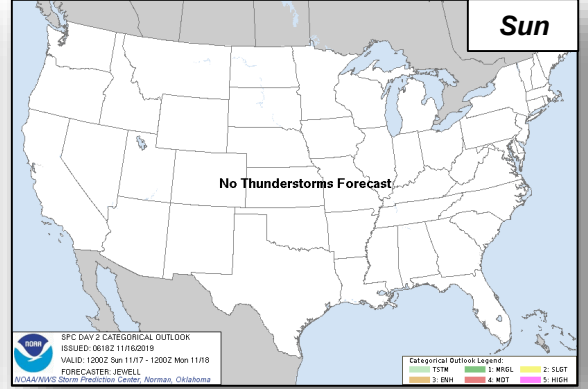
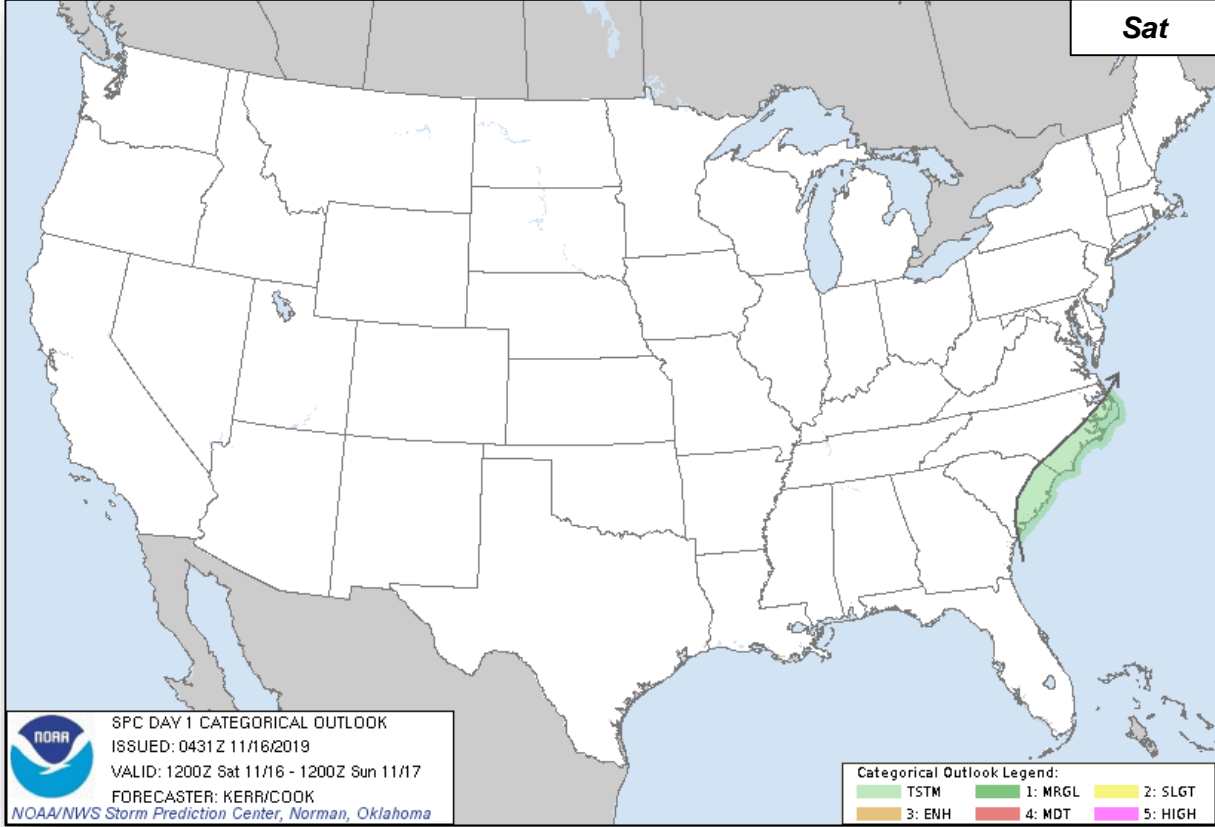
Current Disturbances & 5 Day Cyclone Formation: < 40% | 40-60% | > 60%  
 Tropical / Sub-Tropical Cyclone: Depression | Storm | Hurricane | Post-Tropical Cyclone / Remnants

Potential track area: Day 1-3 | Day 4-5 | Watches: Hurricane | Trop Stm | Warnings: Hurricane | Trop Stm | Current wind extent: Hurricane | Trop Stm

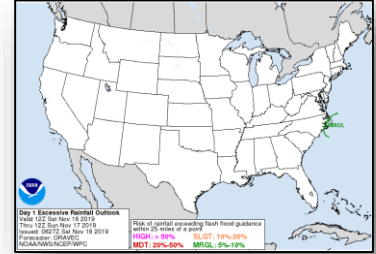
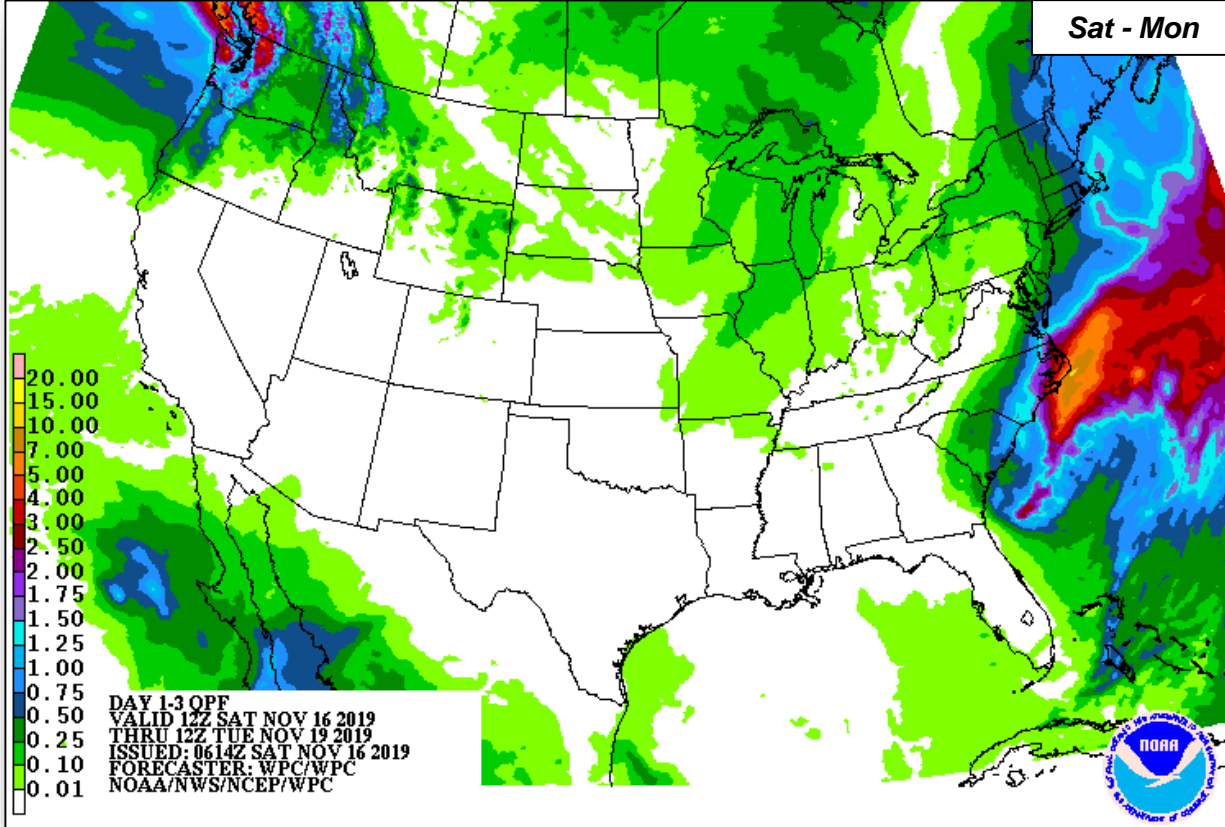
# National Weather Forecast



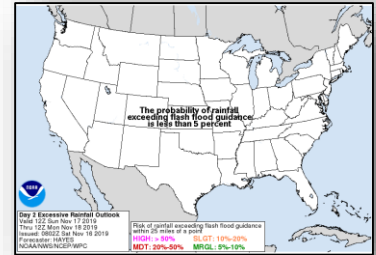
# Severe Weather Outlook



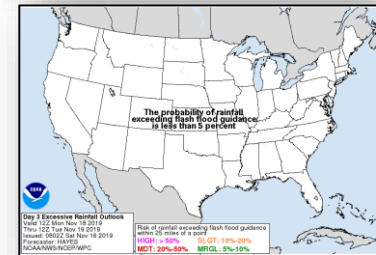
# Precipitation & Excessive Rainfall



Sat

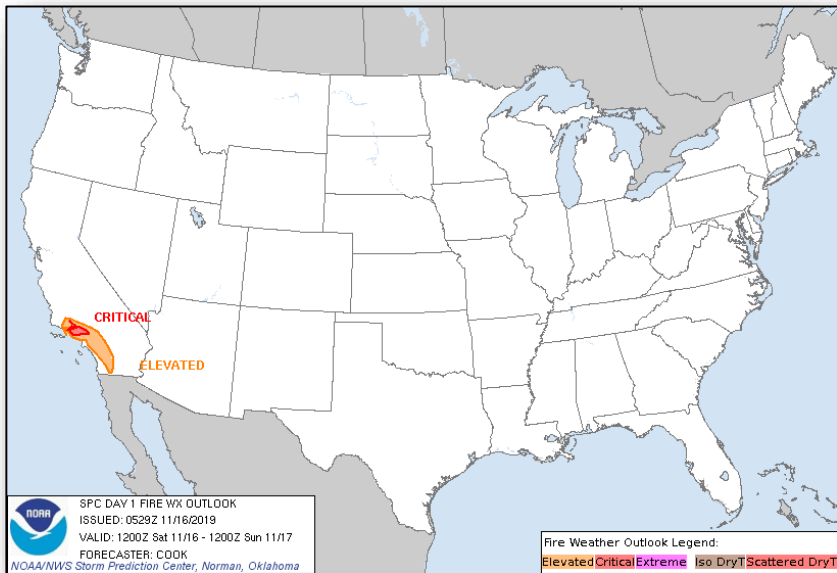


Sun

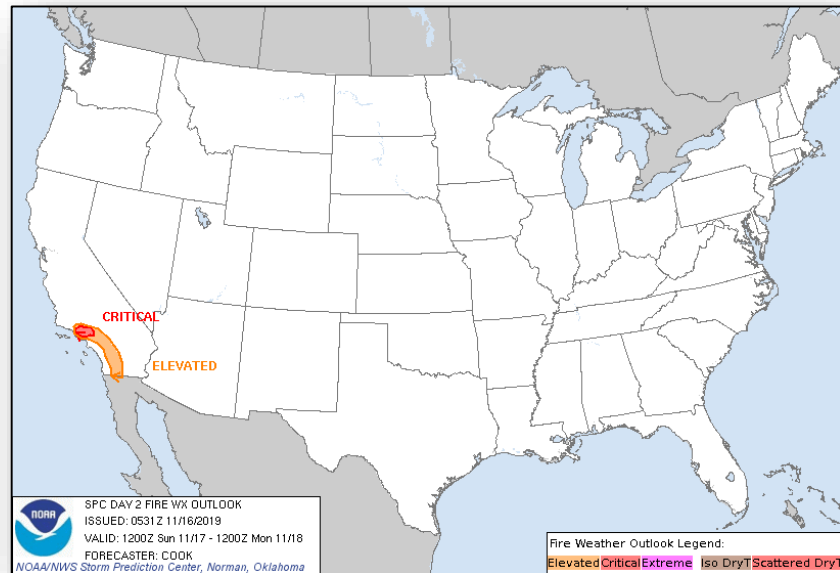


Mon

# Fire Weather Outlook



**Today**



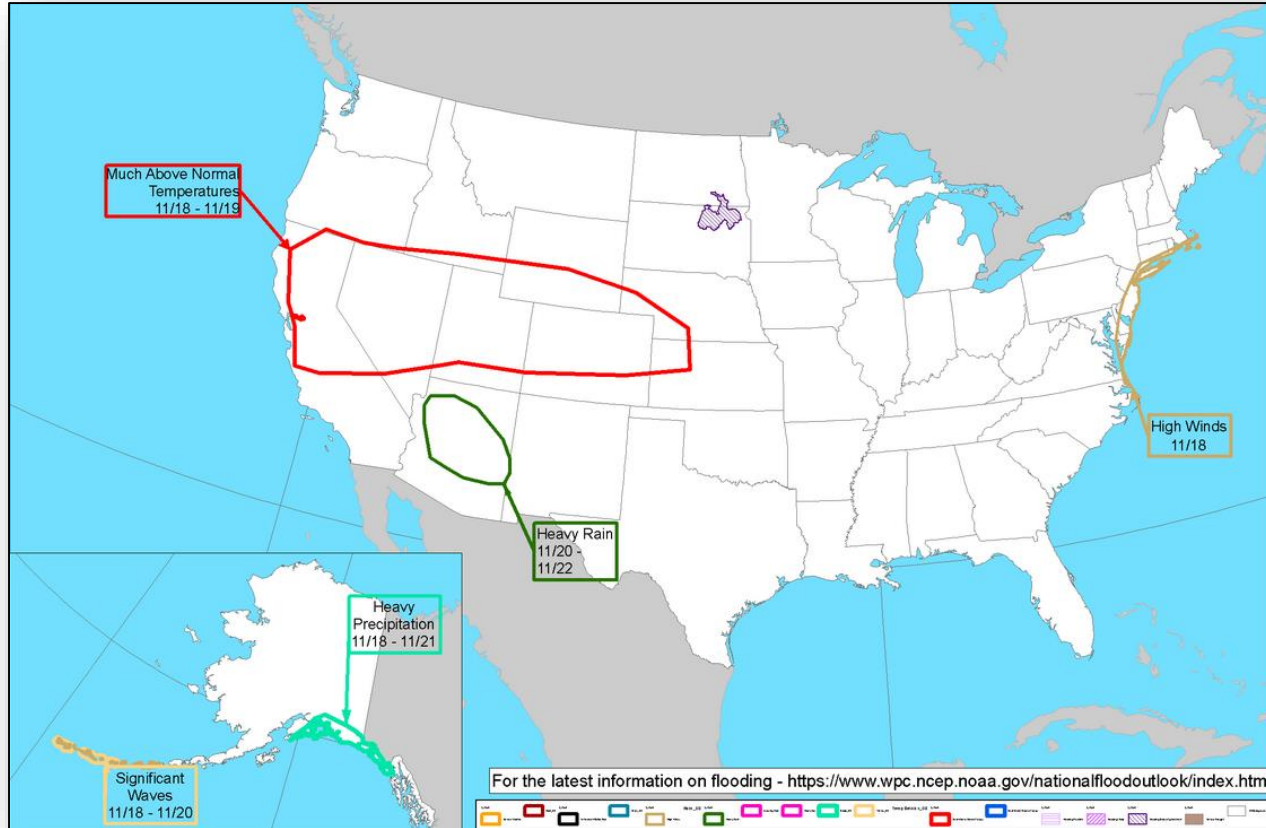
**Tomorrow**



# Hazards Outlook – Nov 18-22



FEMA

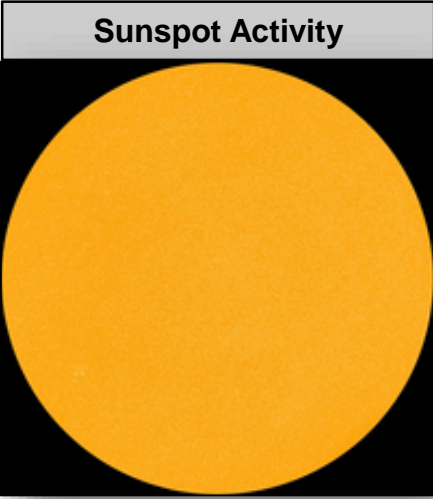



# Space Weather



	Space Weather Activity	Geomagnetic Storms	Solar Radiation	Radio Blackouts
Past 24 Hours	None	None	None	None
Next 24 Hours	None	None	None	None

For further information on NOAA Space Weather Scales refer to: <http://www.swpc.noaa.gov/noaa-scales-explanation>



# Joint Preliminary Damage Assessments



Region	State / Location	Event	IA/PA	Number of Counties		Start – End
				Requested	Completed	
I	VT	Severe Flooding Oct 31 – Nov 1, 2019	IA	0	0	N/A
			PA	8	0	11/5 – TBD
II	NY	Heavy Rain & Strong Wind Storm Oct 31 – Nov 1	IA	5	0	11/19 – TBD
			PA	18 (+5)	0	11/15 – TBD
IV	MS	Tropical Storm Olga Oct 26, 2019	IA	0	0	N/A
			PA	16	4	11/12 – TBD
	TN		IA	0	0	N/A
			PA	10	9	11/13 – TBD
X	AK	Swan Lake Fire (Kenai Pen. Borough) Jun 5, 2019	IA	0	0	N/A
			PA	1	1 (+1)	11/12 – 11/15

# Declaration Requests in Process – 2



State / Tribe / Territory – Incident Description	Type	IA	PA	HM	Requested
SD - Severe Storms, Tornadoes, and Flooding (Sep 9-26)	DR	X	X	X	Oct 25
SD – Severe Storms, Tornadoes, and Flooding (Aug 2-11) - Appeal	DR		X	X	Nov 5

# FEMA Common Operating Picture

FEMA HQ	
<b>NWC</b>	<b>NRCC</b>
Monitoring	GOLD

FEMA REGIONS		
WATCH	RRCC	
Monitoring	I	Rostered
Monitoring	II	Rostered
Monitoring	III	Rostered
Monitoring	IV	Rostered
Monitoring	V	Rostered
Monitoring	VI	Rostered
Monitoring	VII	Rostered
Monitoring	VIII	Rostered
Monitoring	IX	Rostered
Monitoring	X	Rostered

**Notes:**  
 NY: High Winds  
 VA: Coastal storm

Major Disasters (DR): 61  
 Emergency Disasters (EM): 3  
 JFOs: 18 / VJFOs: 8  
 Staging Area  
 Declared County  
 Fully Activated  
 Partially Activated  
 Monitoring

As of 3:00 a.m. EST November 16, 2019  
 Created by FEMA NWC



<b>4118-DR-WA</b> FCO: Willie G. Nunn JFO: Camp Murray, WA	<b>4420-DR-NE</b> <b>4446-DR-PTN</b> FCO: C. Johnson-Cage JFO: Lincoln, NE	<b>4463-DR-SD</b> <b>4440-DR-SD</b> <b>4448-DR-OST</b> <b>4467-DR-SD</b> FCO: James Stephenson JFO: Sioux Falls, SD	<b>4386-DR-IA</b> <b>4392-DR-IA</b> <b>4421-DR-IA</b> <b>4430-DR-S&amp;FTMI</b> FCO: Timothy J. Scranton JFO: Windsor Heights, IA	<b>4451-DR-MO</b> <b>4435-DR-MO</b> FCO: Jon Huss JFO: Jefferson City, MO	<b>4414-DR-MN</b> <b>4442-DR-MN</b> FCO: John F. Boyle <b>4424-DR-OH</b> <b>4447-DR-OH</b> <b>4459-DR-WI</b> <b>4461-DR-IL</b> FCO: Steven Johnson VJFO: Springfield, IL RV IMAT	<b>4428-DR-KY</b> FCO: Allan Jarvis VJFO: Frankfort, KY	<b>4457-DR-NH</b> <b>4445-DR-VT</b> <b>4379-DR-MA</b> <b>4379-DR-MA</b> <b>4410-DR-CT</b> FCO: James McPherson JFO: Wallston, VT				
<b>4432-DR-OR</b> <b>4452-DR-OR</b> FCO: Dolph A. Diemont JFO: Salem, OR	<b>4382-DR-CA</b> <b>4407-DR-CA</b> FCO: David G. Samaniego JFO: Sacramento, CA RIX IMAT-1, IMAT-2	<b>4409-DR-TON</b> FCO: Mark Wingate <b>4422-DR-LBLU</b> <b>4425-DR-SBLU</b> <b>4431-DR-CA</b> <b>4434-DR-CA</b> <b>4435-DR-NH</b> FCO: Berni Ruiz VJFO: Oakland, CA	<b>4433-DR-GU</b> FCO: Tracy Haynes <b>3424-EM-CNMI</b> <b>3425-EM-CNMI</b> FCO: Teresa Serata JFO: Saipan, MP	<b>4449-DR-KS</b> FCO: Dan Best <b>4403-DR-KS</b> <b>4417-DR-KS</b> FCO: Heather R. Smith VJFO: Kansas City, MO	<b>4453-DR-OK</b> <b>4438-DR-OK</b> FCO: Gerry Stolar JFO: Warr Acres, OK	<b>4456-DR-MCN</b> FCO: Benjamin D. Abbott VJFO: Denton, TX	<b>4466-DR-TX</b> FCO: Jerry S. Thomas VJFO: Austin, TX RVI IMAT-2	<b>4460-DR-AR</b> <b>4441-DR-AR</b> FCO: Sandra Lsinger JFO: Little Rock, AR	<b>4458-DR-LA</b> <b>4462-DR-LA</b> FCO: John E. Long VJFO: Baton Rouge, LA	<b>4417-DR-FL</b> FCO: Gary Stanley JFO: Orlando, FL	<b>3417-EM-PR</b> FCO: Nancy Casper VJFO: San Juan, PR

N-IMATS	
3 Teams	
Red	
Blue	
Gold	

R-IMATS	
≥ 7	
I	2
II	
III	
IV-1	
IV-2	
V	IL
VI-1	TX
VI-2	
VII	1
VIII	3
IX-1	CA
IX-2	CA
X	

FMC	PMC
NMC	Deployed

Team:	US&R	MERS	FCOs	FDRCS	IM WORKFORCE
Status	>66%	>66%	≤1 Type 1	= 2	
Assigned:	28	36	41	12	13,638 ▲
Unavailable	0	0	2 (+1)	0	4,046 ▲
Deployed:	0	0	33	10	5,469 ▼
Available:	28	36	6 (-1)	2	4,123 / 30% ▲

IM CADRE AVAILABILITY SUMMARY	
Cadres with 25% or Less Availability	
EHP 10% (60/576); FL 13% (20/155); HM 23% (272/1203); IT 22% (135/615); OPS 25% (73/289); PA 10% (274/2754); PLAN 22% (90/409); SAF 13% (7/55); SEC 23% (30/132)	



# FEMA

**FEMA's mission is helping people before, during, and after disasters.**

*Click [here](#) to subscribe to this briefing.*