

The Disaster Center is dedicated to the idea that disaster mitigation is cost effective and individuals pursuing their own interest are the greatest potential force for disaster reduction.

Please consider making a small donation to the Disaster Center



When disaster mitigation is cost effective, we are on the road to bringing disasters to an end.



FEMA

Daily Operations Briefing

Wednesday, November 13, 2019

8:30 a.m. EST

National Current Operations & Monitoring



Significant Incidents or Threats:

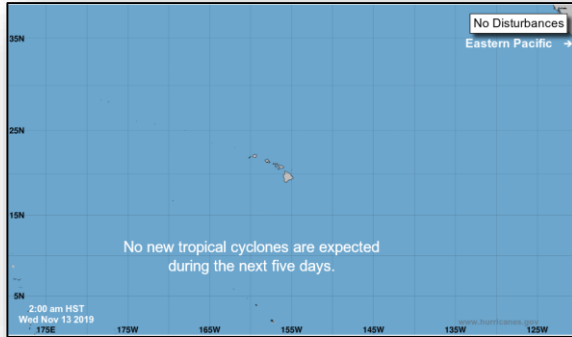
- [Freeze Warnings in Southeast](#)

Tropical Activity:

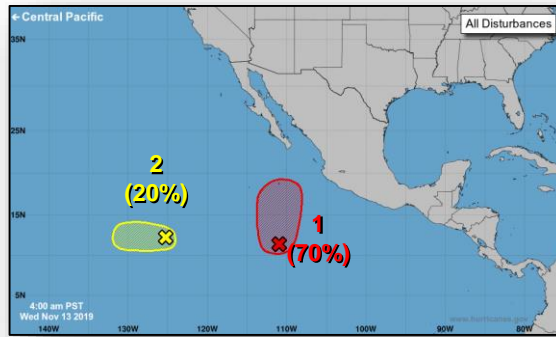
- Atlantic: No new tropical cyclones expected during the next five days
- Eastern Pacific: Disturbance 1: [Medium \(50%\)](#); Disturbance 2: [Low \(20%\)](#)
- Central Pacific: No new tropical cyclones expected during the next five days
- Western Pacific: No activity affecting U.S. interests

Declaration Activity: [Major Disaster Declaration Request \(Appeal\) – South Dakota](#)

Tropical Outlook – Five Day



Central Pacific



Eastern Pacific

Disturbance 1 (as of 7:00 a.m. EST)

- Several hundred miles S of the southern tip of the Baja California, Mexico
- Moving slowly N
- Formation chance through 48 hours: **Medium (40%)**
- Formation chance through 5 days: **High (70%)**

Disturbance 2 (as of 7:00 a.m. EST)

- 1,000 miles west-southwest of Baja California, Mexico
- Formation chance through 48 hours: **Low (20%)**
- Formation chance through 5 days: **Low (20%)**

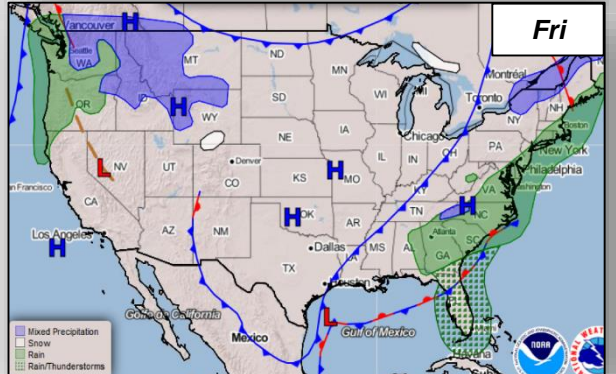
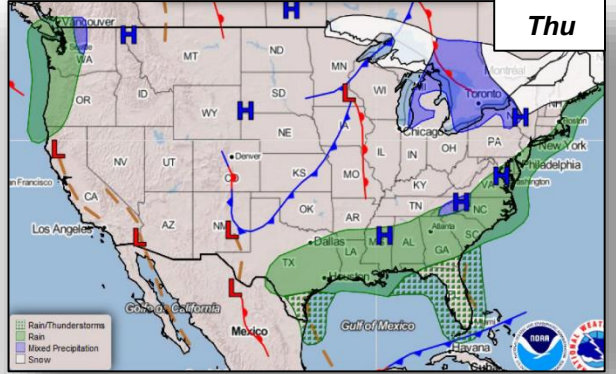
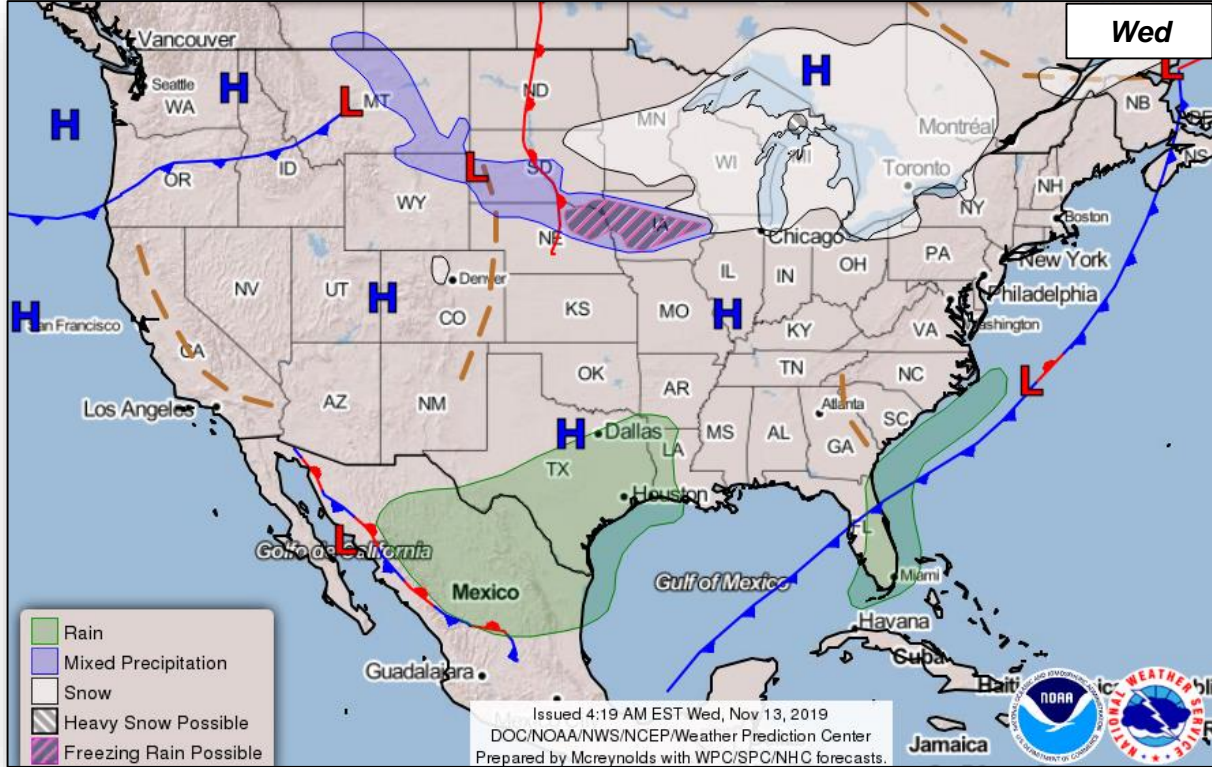


Atlantic

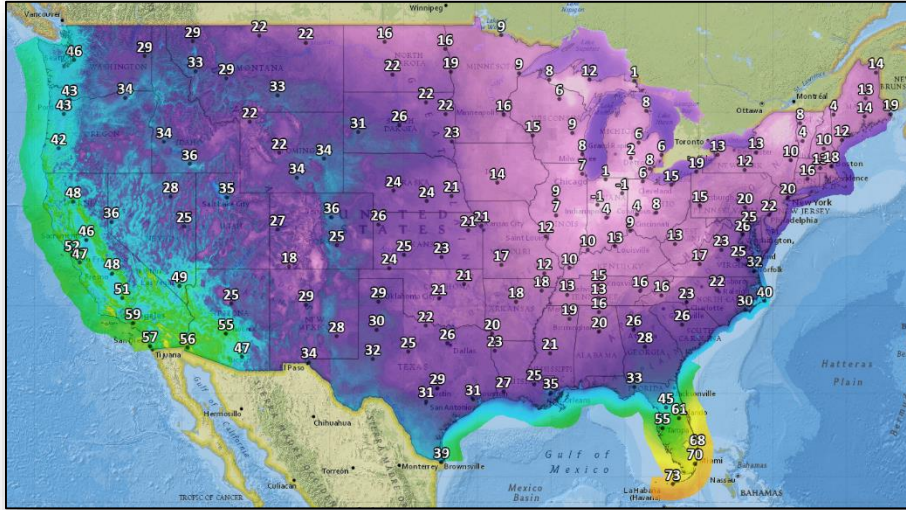
Current Disturbances & 5 Day Cyclone Formation: < 40% | 40-60% | > 60%
 Tropical / Sub-Tropical Cyclone: Depression | Storm | Hurricane | Post-Tropical Cyclone / Remnants

Potential track area: Day 1-3 | Day 4-5 | Watches: Hurricane | Trop Stm | Warnings: Hurricane | Trop Stm | Current wind extent: Hurricane | Trop Stm

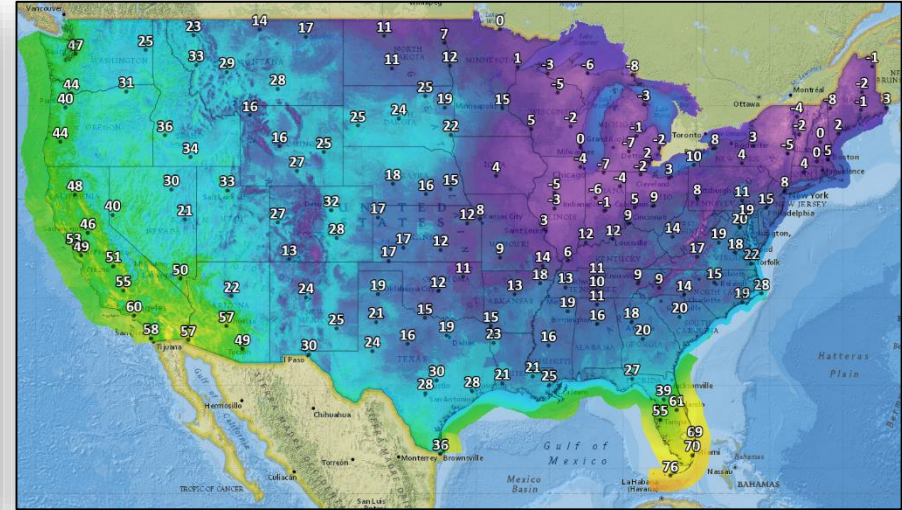
National Weather Forecast



Forecast Lows/Wind Chills



Forecast Lows – Next 24 Hours



Forecast Wind Chills – Next 24 Hours

* Note: color scales different

Joint Preliminary Damage Assessments



Region	State / Location	Event	IA/PA	Number of Counties		Start – End
				Requested	Completed	
I	VT	Severe Flooding Oct 31 – Nov 1, 2019	IA	0	0	N/A
			PA	8	0	11/5 – TBD
II	NY	Heavy Rain & Strong Wind Storm Oct 31 – Nov 1	IA	5	0	TBD
			PA	18	0	TBD
IV	MS	Tropical Storm Olga Oct 26, 2019	IA	0	0	N/A
			PA	16	0	11/12 – TBD
	TN		IA	0	0	N/A
			PA	9	0	11/13 – TBD
X	AK	Swan Lake Fire (Kenai Pen. Borough) Jun 5, 2019	IA	0	0	N/A
			PA	1	0	11/12 – TBD

Declaration Requests in Process – 2



State / Tribe / Territory – Incident Description	Type	IA	PA	HM	Requested
SD - Severe Storms, Tornadoes, and Flooding (Sep 9-26)	DR	X	X	X	Oct 25
SD – Severe Storms, Tornadoes, and Flooding (Aug 2-11) - Appeal	DR		X	X	Nov 5



FEMA

FEMA Common Operating Picture

FEMA HQ					
NWC		NRCC			
Monitoring		GOLD			
FEMA REGIONS					
WATCH		RRCC			
Monitoring	I	Rostered			
Monitoring	II	Rostered			
Monitoring	III	Rostered			
Monitoring	IV	Rostered			
Monitoring	V	Rostered			
Monitoring	VI	Rostered			
Monitoring	VII	Rostered			
Monitoring	VIII	Rostered			
Monitoring	IX	Rostered			
Monitoring	X	Rostered			
Notes:					
CO: Wildfires NY: High Winds					
Team:	US&R	MERS	FCOs	FDRCS	IM WORKFORCE
<i>Status</i>	>66%	>66%	≤1 Type 1	=2	
Assigned:	28	36	41	12	13,611 (NC)
Unavailable	0	0	6 (+4)	1	3,888 ▲
Deployed:	0	0 (-1)	29 (-4)	10 (+1)	5,482 ▼
Available:	28	36	6	1 (-1)	4,241 / 31% ▼

N-IMATs	
3 Teams	
Red	
Blue	
Gold	
R-IMATs	
≥ 7	
I	2
II	
III	
IV-1	
IV-2	
V	IL
VI-1	
VI-2	TX
VII	1
VIII	
IX-1	CA
IX-2	
X	
FMC	PMC
NMC	Deployed

IM CADRE AVAILABILITY SUMMARY	
<i>Cadres with 25% or Less Availability</i>	
EHP 11% (60/573); FL 15% (25/170); HM 23% (275/1,199); IT 22% (132/613); PA 10% (260/2,657); PLAN 25% (99/398); SAF 11% (6/55)	



FEMA

FEMA's mission is helping people before, during, and after disasters.

Click [here](#) to subscribe to this briefing.