

The Disaster Center is dedicated to the idea that disaster mitigation is cost effective and individuals pursuing their own interest are the greatest potential force for disaster reduction.

Please consider making a small donation to the Disaster Center



When disaster mitigation is cost effective, we are on the road to bringing disasters to an end.



FEMA

Daily Operations Briefing

Sunday, November 03, 2019

8:30 a.m. EST

National Current Operations & Monitoring



Significant Incidents or Threats:

- CA Wildfires – Kincade and Maria fires - [FINAL](#)

Tropical Activity:

- Atlantic: No new tropical cyclones expected during the next five days
- Eastern Pacific: No new tropical cyclones expected during the next five days
- Central Pacific: No new tropical cyclones expected during the next five days
- Western Pacific: No activity affecting U.S. interests

Declaration Activity: None

California Statewide Wildfires - FINAL



Situation:

- Calmer winds will bring some relief from the recent life-threatening fire weather conditions; however, critical and elevated fire weather conditions and Red Flag Warnings remain in effect for portions of southern CA through this evening.

Lifeline Impacts: *(Region IX Incident Reports)*

Safety and Security:

- Mandatory evacuations:
 - Kincade: [978 \(-2,022\)](#); [Maria: lifted](#)

Food, Water, Shelter: *(ARC Midnight Shelter Count as of 7:01 am EDT)*

- Shelters:
 - Kincade: [1 \(-1\) open / 63 \(+5\) occupants](#)

Energy: *(As of 6:15 am EDT. Customer outage data is provided by the Department of Energy's EAGLE-I system. Comprehensive National coverage of all electrical service providers is not available.)*

- Statewide: [Minimal outages](#)

State/Local Response:

- CA EOC at Normal Operations
- Governor declared a state emergency; National Guard activated

FEMA/Federal Response:

- FMAG approved for Maria Fire (11/01)
- Region IX RWC at Steady State, monitoring
 - [IMAT-1, ESFs and LNOs have demobilized](#)
- ISB/SMT and MERS deployed to CA
- NWC at Steady State, continues to monitor


Wildfire Summary



Fire Name (County, ST)	FMAG #	Acres Burned	Percent Contained	Evacuations	Structures (Homes / Other)			Fatalities / Injuries
					Threatened	Damaged	Destroyed	
Kincade (Sonoma, CA) - FINAL	5295-FM-CA	77,758	76% (+6)	M: 978 (-2,022)	H: 350 (-1,150)	H: 35	H: 176 (+1)	F: 0
				V: 0	O: 50 (-60)	O: 24	O: 196 (+11)	I: 4
Maria (Ventura County, CA) - FINAL	5302-FM-CA	9,412	50% (+50)	M: Lifted	H: 0	H: 0	H: 2	F: 0
				V: 0	O: 0	O: 0	O: 0	O: 0

Evacuations: M = Mandatory / V = Voluntary
Structures: H = Homes / O = Other

Tropical Outlook – Five Day



Central Pacific

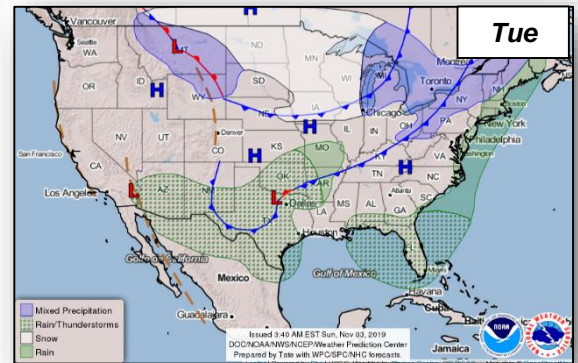
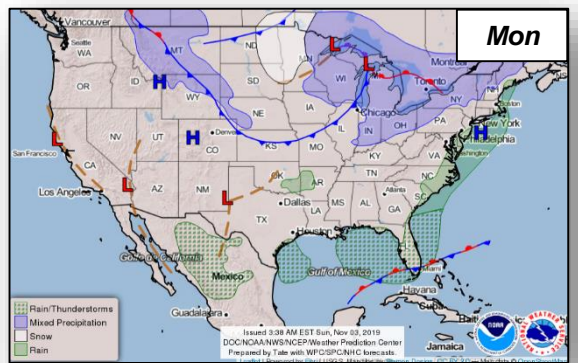
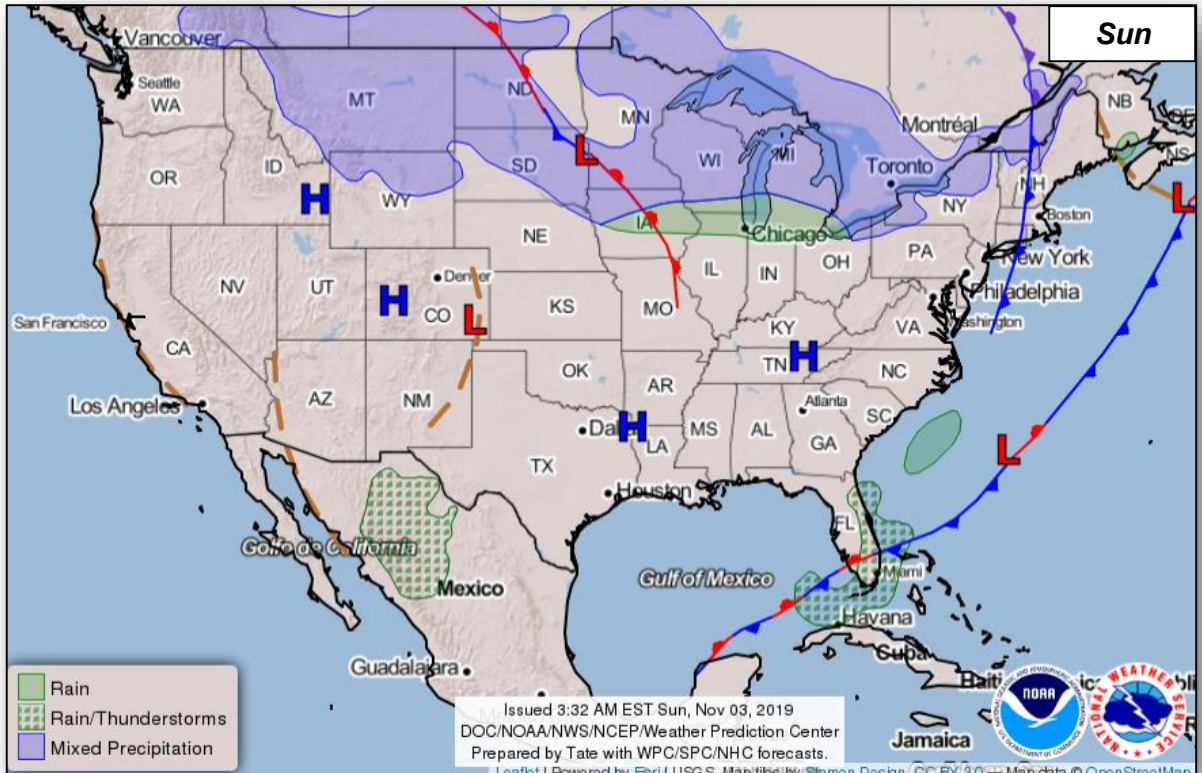


Eastern Pacific

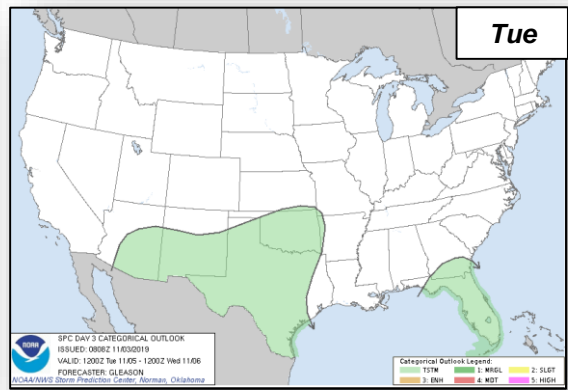
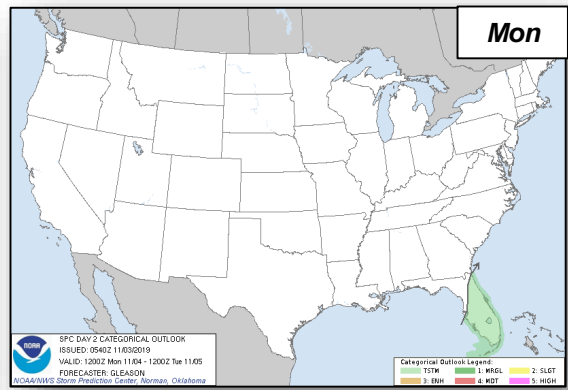
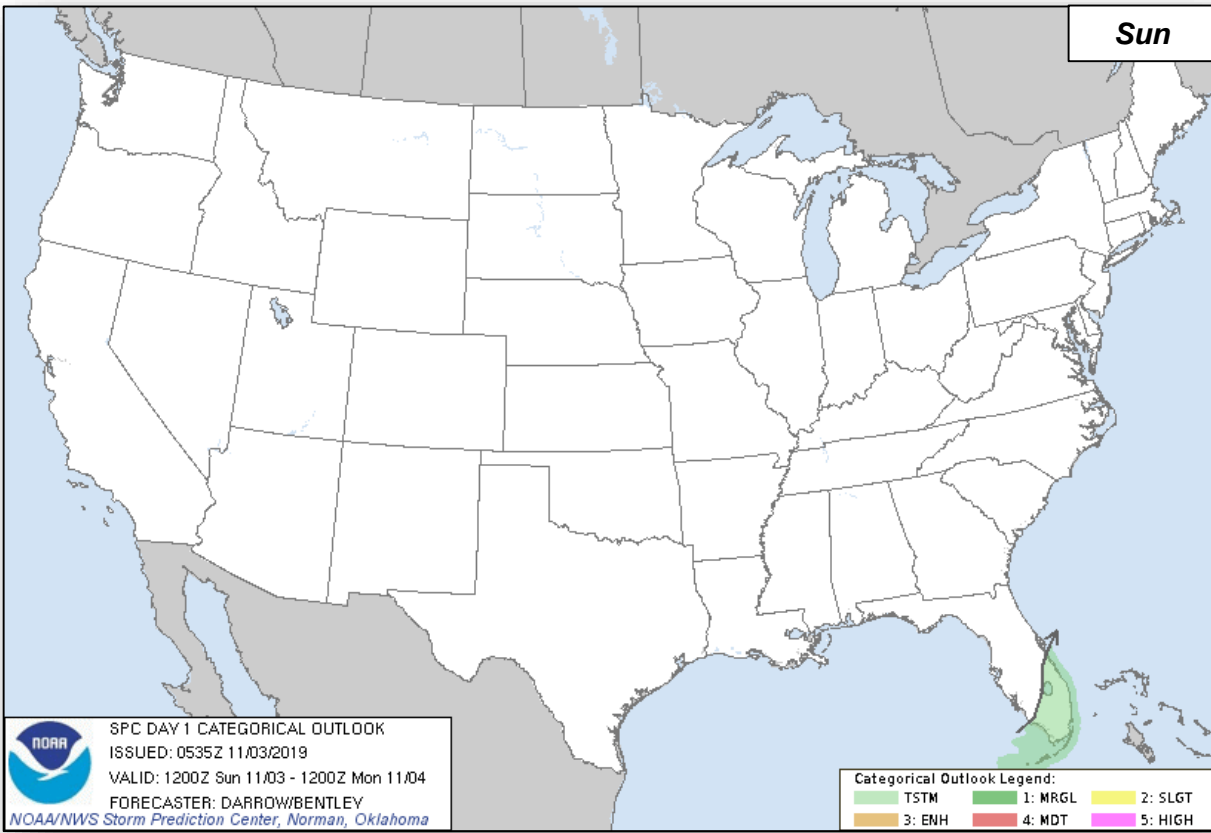


Atlantic

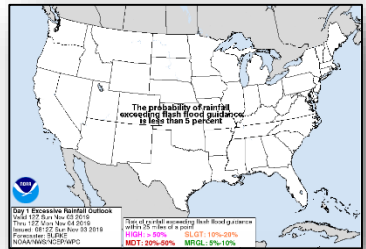
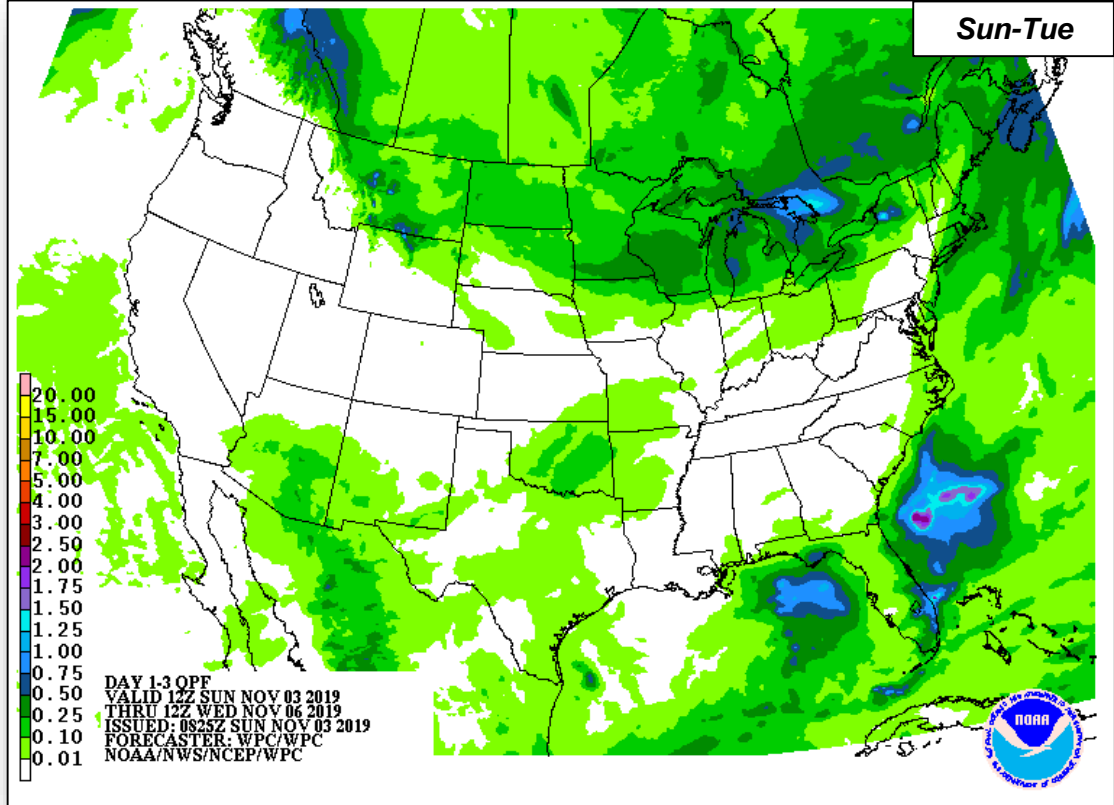
National Weather Forecast



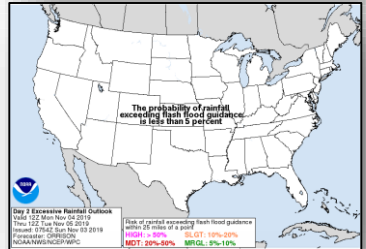
Severe Weather Outlook



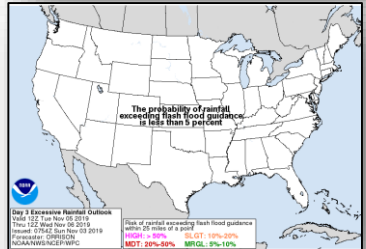
Precipitation & Excessive Rainfall



Sun

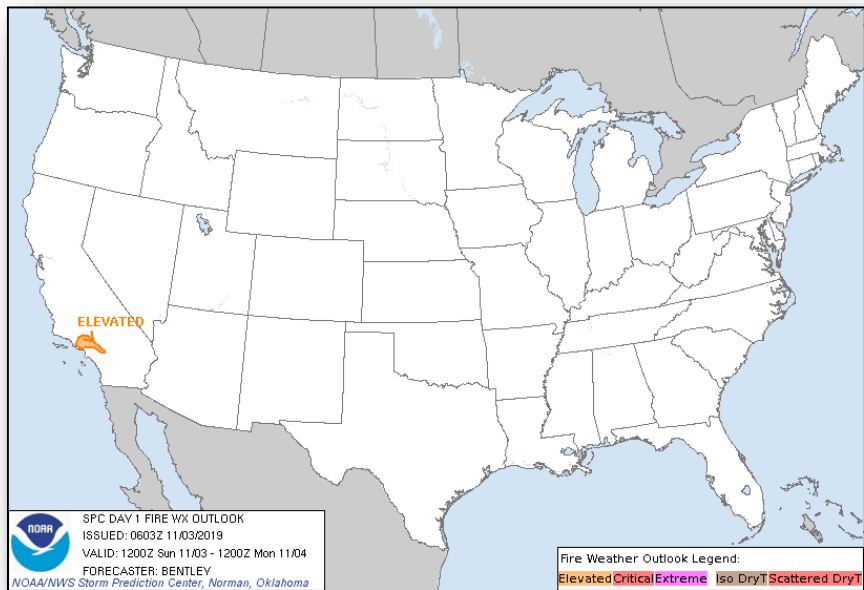


Mon

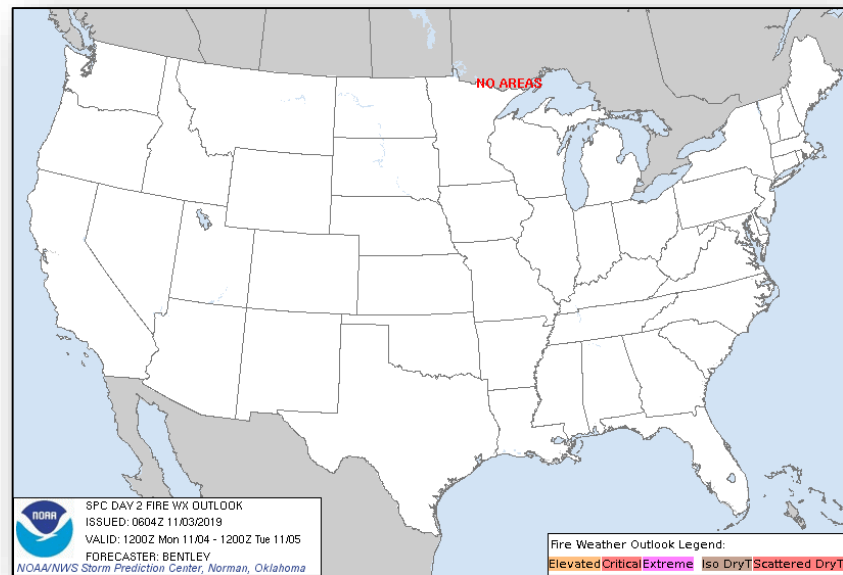


Tue

Fire Weather Outlook

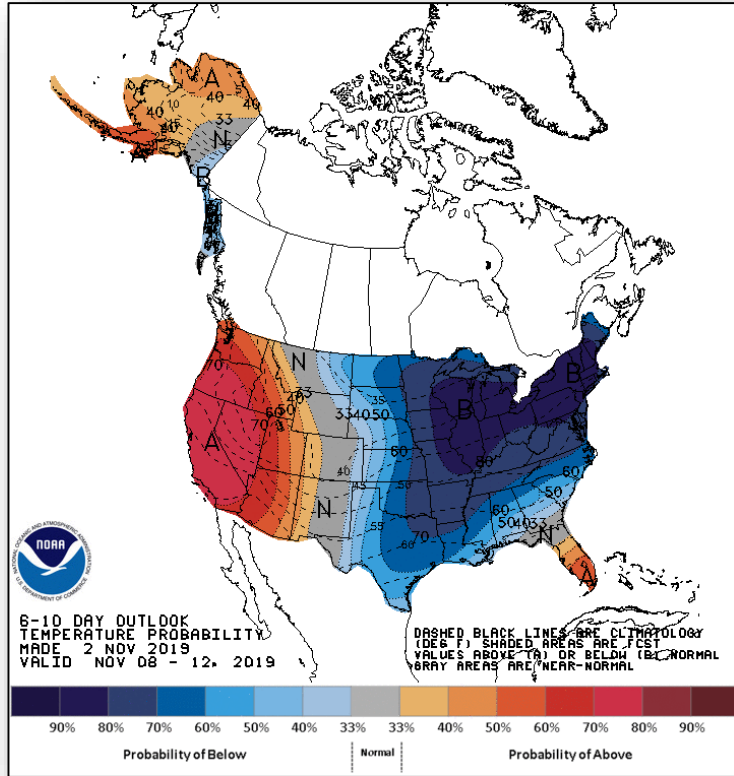


Today

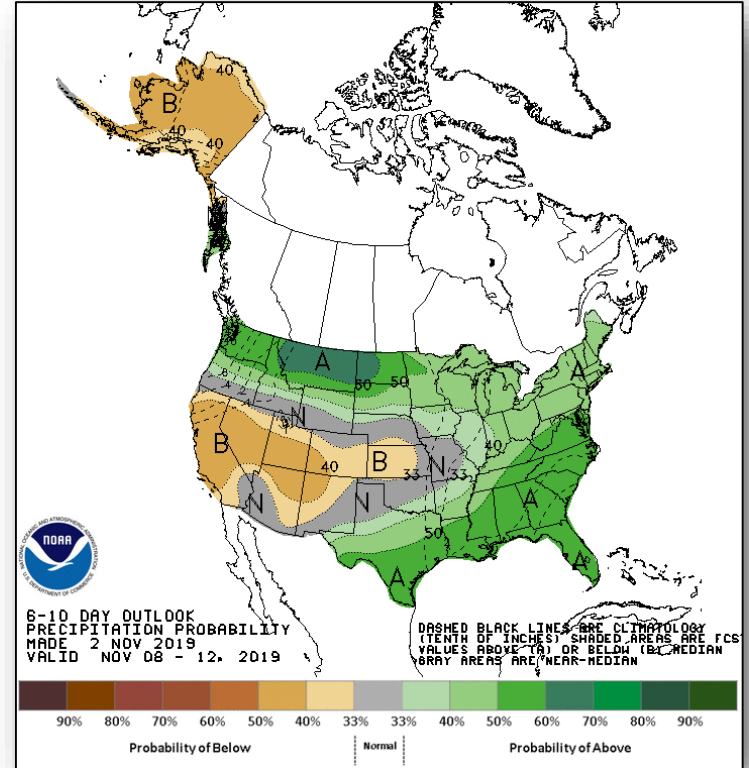


Tomorrow

Long Range Outlooks – Nov 8-12



6-10 Day Temperature Probability



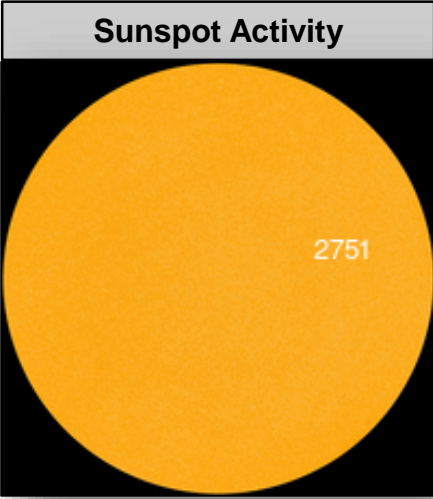

6-10 Day Precipitation Probability

Space Weather



	Space Weather Activity	Geomagnetic Storms	Solar Radiation	Radio Blackouts
Past 24 Hours	None	None	None	None
Next 24 Hours	None	None	None	None

For further information on NOAA Space Weather Scales refer to: <http://www.swpc.noaa.gov/noaa-scales-explanation>



Joint Preliminary Damage Assessments



Region	State / Location	Event	IA/PA	Number of Counties		Start – End
				Requested	Completed	
I	VT	Severe Flooding Oct 31 – Nov 1, 2019	IA	0	0	N/A
			PA	6	0	11/5 - TBD
VI	TX	Severe Weather and Tornadoes Oct 21	IA	0	0	N/A
			PA	3	2	10/25 – TBD

Declaration Requests in Process – 2



State / Tribe / Territory – Incident Description	Type	IA	PA	HM	Requested
NE - Severe Storms, Straight-line Winds, Tornadoes, and Flooding	DR	X	X	X	Oct 21
SD - Severe Storms, Tornadoes, and Flooding	DR	X	X	X	Oct 25



FEMA

FEMA Common Operating Picture

FEMA HQ		
NWC	NRCC	
Monitoring	GOLD	
FEMA REGIONS		
WATCH	RRCC	
Monitoring	I	Rostered
Monitoring	II	Rostered
Monitoring	III	Rostered
Monitoring	IV	Rostered
Monitoring	V	Rostered
Monitoring	VI	Rostered
Monitoring	VII	Rostered
Monitoring	VIII	Rostered
Monitoring	IX	Rostered
Monitoring	X	Rostered
Notes:		
CO: Wildfires		
TN: Severe Weather		
NY: High Winds		
ME: Normal Ops		
VT: Normal Ops		

Major Disasters (DR): 62
 Emergency Disasters (EM): 4
 ★ JFCOs: 19 / VJFCOs: 8
 ● Staging Area
 ■ Declared County
 ■ Fully Activated
 ■ Partially Activated
 ■ Monitoring

As of 5:00 a.m. EDT November 3, 2019
 Created by: FEMA NWC

4418-DR-WA
 FCO: Willie G. Nunn
 JFCO: Camp Murray, WA

4432-DR-OR
 FCO: Rosalyn L. Cole
 JFCO: Salem, OR

4409-DR-TON
 FCO: Mark Wingate

4422-DR-LJBL

4423-DR-CBI

4425-DR-SRLI

4431-DR-CA

4434-DR-CA

4436-DR-NN
 FCO: Bern. Ruiz
 VJFCO: Oakland, CA

4413-DR-AK closing Nov. 6
 FCO: Timothy Manner
 JFCO: Anchorage, AK (AFD)

4433-DR-GU
 FCO: Tracy Haynes
 3424-EM-CHMI
 3425-EM-CHMI
 FCO: Teresa Serata
 JFCO: Salpan, MP

4449-DR-KS
 FCO: Dan Best

4403-DR-KS

4417-DR-KS
 FCO: Heather R. Smith
 VJFCO: Kansas City, MO

4453-DR-OK
 FCO: Gerry Stolar
 JFCO: Warr Acres, OK

4438-DR-OK

4456-DR-MCN
 FCO: Benjamin D. Abbott
 VJFCO: Denton, TX

4466-DR-TX
 FCO: Jerry S. Thomas
 VJFCO: Austin, TX

4460-DR-AR
 FCO: Sandra Eslinger
 JFCO: Little Rock, AR

4458-DR-LA
 FCO: John E. Long
 VJFCO: Baton Rouge, LA

4415-DR-MS
4429-DR-MS
4450-DR-MS
 FCO: Jose M. Girot
 JFCO: Ridgeland, MS

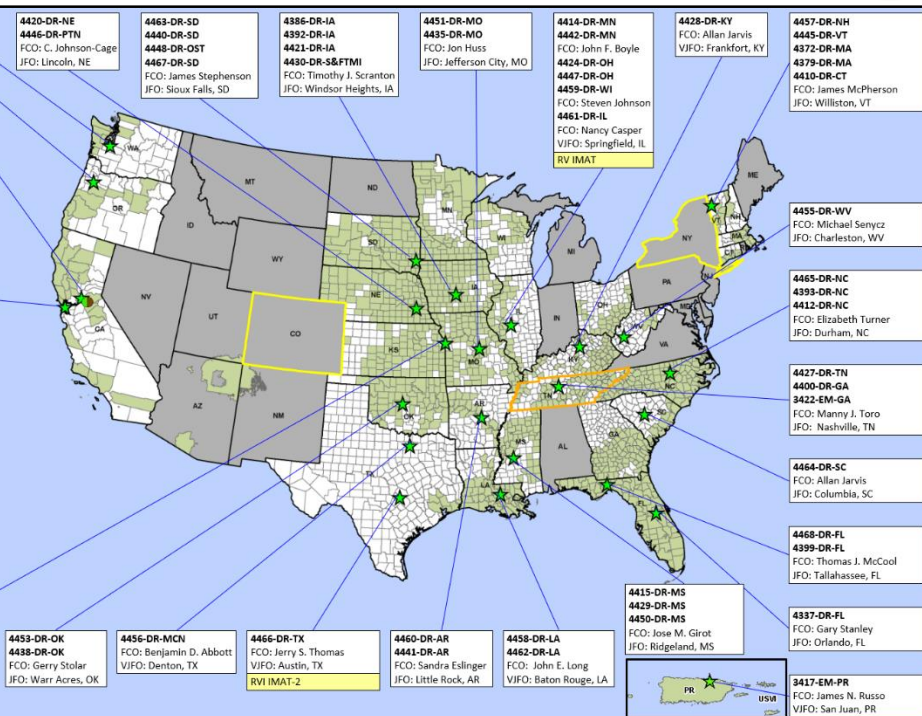
4437-DR-TN
4400-DR-GA
3422-EM-GA
 FCO: Manny J. Toro
 JFCO: Nashville, TN

4464-DR-SC
 FCO: Allan Jarvis
 JFCO: Columbia, SC

4468-DR-FL
4399-DR-FL
 FCO: Thomas J. McCool
 JFCO: Tallahassee, FL

4337-DR-FL
 FCO: Gary Stanley
 JFCO: Orlando, FL

3417-EM-PR
 FCO: James N. Russo
 VJFCO: San Juan, PR



N-IMATS	
3 Teams	
Red	
Blue	
Gold	
R-IMATS	
4 – 6 Teams	
I	2
II	
III	Reconstituting
IV-1	
IV-2	
V	IL
VI-1	
VI-2	TX
VII	1
VIII	3
IX-1	Reconstituting
IX-2	
X	
FMC	PMC
NMC	Deployed

Team:	US&R	MERS	FCOs	FDRCS	IM WORKFORCE
Status	>66%	>66%	≤1 Type 1	=2	
Assigned:	28	36	41	12	13,751 (MC)
Unavailable	0	0	4	0	3,509 ▲
Deployed:	0	0	32	10	5,622 ▼
Available:	28	36	5	2	4,620 / 34% ▲

IM CADRE AVAILABILITY SUMMARY	
Cadres with 25% or Less Availability	
EHP 9% (52/570); FL 11% (18/160); IT 23% (140/620); PA 10% (263/2,744); SAF 11% (6/54)	



FEMA

FEMA's mission is helping people before, during, and after disasters.

Click [here](#) to subscribe to this briefing.