

The Disaster Center is dedicated to the idea that disaster mitigation is cost effective and individuals pursuing their own interest are the greatest potential force for disaster reduction.

Please consider making a small donation to the Disaster Center



When disaster mitigation is cost effective, we are on the road to bringing disasters to an end.



# FEMA

## **Daily Operations Briefing**

**Thursday, January 2, 2020**

**8:30 a.m. EST**

# National Current Operations & Monitoring



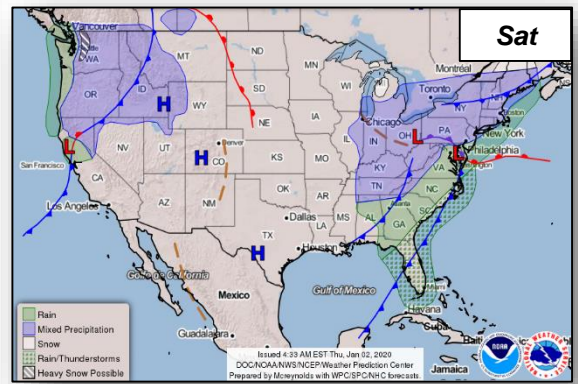
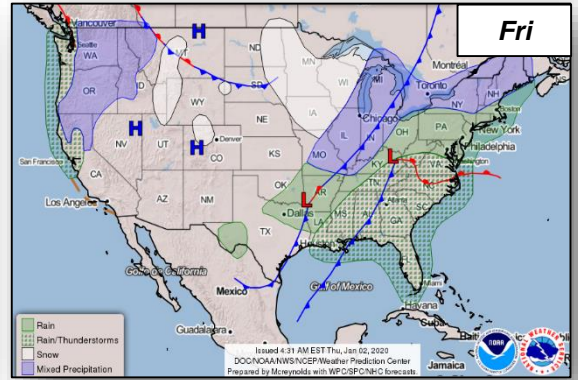
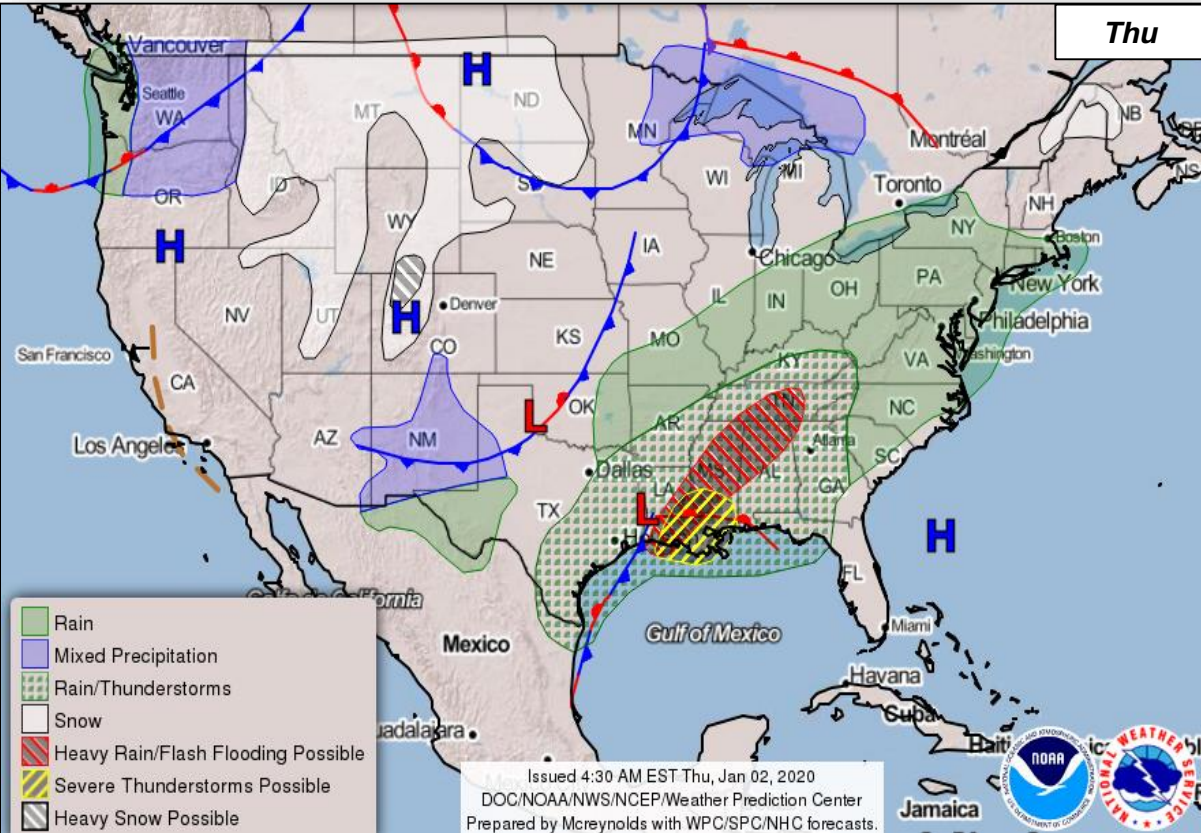
FEMA

## **Significant Incidents or Threats:**

- Wintry mix in Northern Rockies
- Heavy rain with flash flooding potential – Gulf Coast
- Winter Storm – Pacific Northwest

**Declaration Activity:** None

# National Weather Forecast





# Space Weather



FEMA

	Space Weather Activity	Geomagnetic Storms	Solar Radiation	Radio Blackouts
Past 24 Hours	None	None	None	None
Next 24 Hours	None	None	None	None

For further information on NOAA Space Weather Scales refer to: <http://www.swpc.noaa.gov/noaa-scales-explanation>



# Declaration Requests in Process – 5



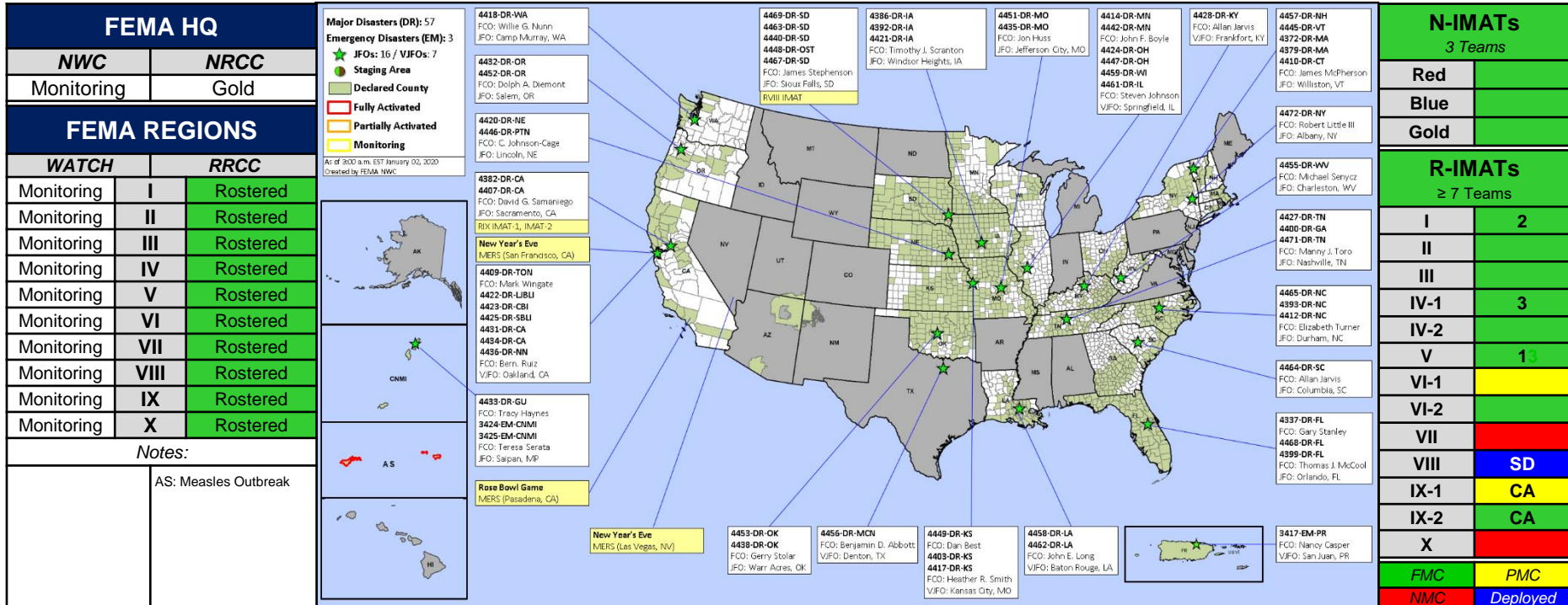
**FEMA**

State / Tribe / Territory – Incident Description	Type	IA	PA	HM	Requested
AK – Swan Lake Fire	DR		X	X	Nov 25
NE – Severe storms, Tornados, Straight-line, Winds and Flooding (APPEAL)	DR	X	X	X	Oct 21/Dec 4
ND – Flooding	DR		X	X	Dec 13
AR – Severe Storm, Straight-line Winds, and a Tornado	DR		X	X	Dec 18
VT – Severe Storm and Flooding	DR	X	X	X	Dec 20

# FEMA Common Operating Picture



FEMA



Team:	US&R	MERS	FCOs	FDRCS	IM WORKFORCE	IM CADRE AVAILABILITY SUMMARY	
Status	>66%	>66%	≤ 1 Type I	≥3		Cadres with 25% or Less Availability	
Assigned:	28	36	42	11	13,840		
Unavailable:	0	0	3	0	4,048	EHP 18% (108/594); FL 22% (34/158); PA 17% (484/2,884)	
Deployed:	0	1 (-3)	31	8	4,677		
Available:	28	35 (+3)	8	3	5,115/ 37%		



# FEMA

**FEMA's mission is helping people before, during, and after disasters.**

Click [here](#) to subscribe to this briefing.